



BASKETBALL

BELMONT

GAME NOTES



GAME FIVE • TENNESSEE STATE • DECEMBER 8

2020-21 SCHEDULE/RESULTS**Record: (3-1)****NOVEMBER**

26	¹ vs. Howard (ESPN3)	W, 95-78
27	¹ vs. George Mason (ESPN3)	W, 77-67
28	¹ vs. Queens (NC) (ESPN3)	W, 73-61

DECEMBER

5	SAMFORD (ESPN+)	L, 83-96
8	*TENNESSEE STATE (ESPN+)	6:30 p.m.
12	at Lipscomb (ESPN+)	7 p.m.
16	KENNESAW STATE (ESPN+)	6:30 p.m.
18	*at Tennessee State (ESPN+)	6 p.m.
21	at Evansville (ESPN+)	6 p.m.
30	*MURRAY STATE (ESPN+)	6 p.m.

JANUARY

2	*at UT Martin (ESPN+)	4 p.m.
7	*SOUTHEAST MISSOURI (ESPN+)	6:30 p.m.
9	*UT MARTIN (ESPN+)	4 p.m.
14	*at Tennessee Tech (ESPN+)	8 p.m.
16	*at Jacksonville State (ESPN+)	4 p.m.
21	*EASTERN ILLINOIS (ESPN+)	7 p.m.
23	*SIU EDWARDSVILLE (ESPN+)	4 p.m.
28	*at Austin Peay (ESPN+)	7:30 p.m.
30	*at Murray State (ESPN+)	7:30 p.m.

FEBRUARY

4	*at Eastern Illinois (ESPN+)	7:30 p.m.
6	*at SIU Edwardsville (ESPN+)	1 p.m.
11	*EASTERN KENTUCKY (ESPN+)	7 p.m.
13	*MOREHEAD STATE (ESPN+)	4 p.m.
18	*JACKSONVILLE STATE (ESPN+)	7 p.m.
20	*TENNESSEE TECH (ESPN+)	4 p.m.
25	*at Eastern Kentucky (ESPN+)	7 p.m.
27	*at Morehead State (ESPN+)	3 p.m.

MARCH

3-6	² OVC Championship (ESPN)	TBD
-----	--------------------------------------	-----

1 - DC Paradise Jam (Washington, D.C.)
 2 - OVC Tournament (Evansville, Ind.)
 * - Ohio Valley Conference Game
 [/] - Reflects national ranking AP/USA Today polls
 rv - Others receiving votes

All times Central**Home games in BOLD CAPS****BELMONT MEDIA RELATIONS**

MBB Contact: Greg Sage, Assistant AD/Media Relations

(O) 615.460.6698

(C) 615.512.3633

(Email) greg.sage@belmont.edu

belmontbruins.com**@BelmontMBB****BRUIN SNAPSHOT**

Belmont Basketball returns to game action Tuesday vs. Tennessee State. The Bruins dropped a 96-83 decision to Samford Dec. 5. Junior Luke Smith scored a season-high 24 points.

Belmont defeated Murray State, 76-75, in the 2020 OVC Championship on Tyler Scanlon's reverse layin with 3.8 seconds remaining. The Bruins were the second program in America to earn an automatic bid to the 2020 NCAA Tournament, before March Madness was cancelled.

Last season, Belmont claimed its 11th regular season conference championship in 15 years, sixth in eight years of OVC membership.

Belmont returns All-OVC performers Nick Muszynski and Grayson Murphy, each among the most accomplished juniors in college basketball.

Second-year head coach Casey Alexander is back following the retirement of hall of fame coach Rick Byrd after the Bruins' 2019 NCAA Tournament at-large season. Byrd won 805 career games, 12th all-time in college basketball history.

This marks the 36th meeting between Belmont and Tennessee State.

PROGRAM PROFILE

- Belmont Basketball has won 20+ games and earned postseason play 14 of the last 15 years. That includes NCAA Tournament appearances in 2006, 2007, 2008, 2011, 2012, 2013, 2015, 2019 & 2020.

- Belmont is one of only six NCAA Division I programs to win 19 or more games 15 consecutive seasons (Duke, Gonzaga, Kansas, Michigan State, San Diego State).

- Belmont enters the 2019-20 season as one of only six non-Power 5 programs to post a Top 100 ranking each of the last 10 seasons.

- Belmont has posted 285 conference wins since 2003 (includes tournament), second to Gonzaga.

- Belmont has won 19 conference championships (eight tournament, 11 regular season) since 2006. Only Gonzaga and Kansas have won more conference championships over that span.

- Belmont has made the most three-point field goals in the nation since going from the NAIA to NCAA Division I in 1996-97 (Duke second).

- Since 2000-01, Belmont Basketball leads the nation in Academic All-Americans (17), which includes Dylan Windler in 2018-19.

- Belmont is the only NCAA Division I men's basketball program to make the NCAA Academic Progress Rate (APR) Honor Roll every year.

PROBABLE STARTERS**Belmont Bruins (3-1)**

Pos.	No.	Name	Ht.	Wt.	Cl.	Hometown	PPG	RPG
G	2	Grayson Murphy	6-2	175	JR	Franklin, Tenn.	12.8	10.0
G	3	Luke Smith	6-0	175	JR	Knoxville, Tenn.	19.5	0.8
G	24	JaCobi Wood	6-2	180	FR	Cleveland, Tenn.	14.3	2.8
F	10	Caleb Hollander	6-8	235	JR	Nashville, Tenn.	8.5	5.3
C	33	Nick Muszynski	6-11	235	JR	Pickerington, Ohio	15.8	3.8
C	0	Even Brauns	6-9	250	FR	Iowa City, Iowa	3.0	0.8
G	1	Mitch Listau	6-4	195	SO	Waunakee, Wis.	0.0	0.0
F	11	Michael Shanks	6-6	205	FR	Bentonville, Ark.	0.0	1.0
G	12	EJ Bellinger	6-4	195	SO	St. Peters, Mo.	4.0	2.5
G	20	Tate Pierson	6-6	210	JR	Brentwood, Tenn.	3.0	2.0
F	21	Derek Sabin	6-9	230	SO	Slinger, Wis.	1.5	2.0
G	22	Ben Sheppard	6-6	185	SO	Atlanta, Ga.	0.0	3.0
F	25	Frank Jakubicek	6-8	235	FR	Cary, Ill.	2.7	1.3
F	42	Rilee Epley	6-4	195	FR	Newburgh, Ind.	--	--

**GAME FIVE****TENNESSEE STATE****AT****BELMONT****Date:** Dec. 8, 2020**Time:** 6:30 p.m. CT**Location:** Nashville, Tenn.**Arena:** Curb Event Center**TV:** ESPN+

Kevin Ingram (play-by-play)

Greg Sage (color)

Radio: Bruin Sports Network**Coaches:****Tennessee State**

Brian Collins (Belmont, '06)

Overall: 27-36 (3rd year)

at TSU: Same

Belmont

Casey Alexander (Belmont, '95)

Overall: 166-128 (10th year)

at Belmont: 29-8 (2nd year)

Series History:

36th meeting; 22-13

(20-3 NCAA D1 era)

Streak: W5

Last meeting: 2/29/20 at TSU

W, 72-65

NCAA TOURNAMENT 2006, 2007, 2008, 2011, 2012, 2013, 2015, 2019, 2020



BELMONT UNIVERSITY


2020-21 MEN'S BASKETBALL

GAME FIVE • BELMONT VS. TENNESSEE STATE

DECEMBER 8 • CURB EVENT CENTER • NASHVILLE, TENN.

MEDIA RELATIONS CONTACT: GREG SAGE • greg.sage@belmont.edu • 615.512.3633

BROADCASTER CHART




2 • GRAYSON MURPHY
JR • G • 6-2 • 175 • FRANKLIN, TENN.
INDEPENDENCE HS

- All-OVC First Team; OVC DPOY, All-Tournament
- DC Paradise Jam All-Tourney; Preseason All-OVC
- 2nd NCAA in assist-turnover ratio & steals last year
- Coach Alexander: "Grayson is a flat-out winner"
- '20 Top rebounding PG in America
- 2x *Tennessean* All-Midstate Team

2020-21 Stats		
PPG	RPG	APG
12.8	10.0	4.5
FG%	3FG%	FT%
.541	.421	.600

Career Highs
PTS - 23 at APSU
REBS - 13 at Lipscomb
ASSTS - 16 at UT Martin
STLS - *7 at EKU
MINS - *37 vs. GMU




3 • LUKE SMITH
JR • G • 6-0 • 175 • KNOXVILLE, TENN.
UNIVERSITY OF THE SOUTH

- DC Paradise Jam MVP; OVC Newcomer of the Week
- '19 NABC All-South District at D3 Sewanee
- Led SAA Conference in scoring 20.1 ppg
- Led Sewanee to first NCAA appearance since '98
- Coach Alexander: "Luke has an uncanny feel"
- '17 Tennessee Mr. Basketball Finalist Knox Catholic

2020-21 Stats		
PPG	RPG	APG
19.5	0.8	3.3
FG%	3FG%	FT%
.520	.424	.800

Career Highs
PTS - 40 vs. Berry
REBS - 8 vs. Berry
ASSTS - 8 vs. BSU
BLKS - *1 vs. Hendrix
MINS - 42 at Berry



24 • JaCOBI WOOD
FR • G • 6-2 • 180 • CLEVELAND, TENN.
CLEVELAND HS

- juh-COE-bee*
- 2020 Tennessee Mr. Basketball Class AAA
- 2020 TSWA Tennessee First Team All-State
- Led Cleveland HS to 33-1 record & No. 1 state ranking
- Avg 29.0 ppg, 5.7 rpg, 5.0 apg, 2.7 spg as HS senior
- Coach Alexander: "Nick puts in the time in the gym"
- 21 pts in debut vs. Howard; Loves Devin Booker

2020-21 Stats		
PPG	RPG	APG
14.3	2.8	2.8
FG%	3FG%	FT%
.452	.278	.828

Career Highs
PTS - 21 vs. Howard
REBS - 4 vs. Howard
ASSTS - 4 vs. Queens
BLKS - --
MINS - *35 vs. Queens



10 • CALEB HOLLANDER
JR • F • 6-8 • 235 • NASHVILLE, TENN.
NASHVILLE CENTRAL CHRISTIAN

- HOLL-an-durr*
- Homeschooled; versatile, old school offensive game
- 2x Pete Maravich National POTY for homeschoolers
- Led state of Tennessee in scoring as HS senior (27.3)
- Coach Alexander: "Caleb is versatile & skilled"
- GW shot vs. Lipscomb (12/4/18); 17 starts in '19
- 17 pts, clutch 3-pointer vs. George Mason (11/27/20)

2020-21 Stats		
PPG	RPG	APG
8.5	5.3	1.3
FG%	3FG%	FT%
.444	.250	.857

Career Highs
PTS - 22 vs. Morehead
REBS - 13 vs. Queens
ASSTS - 3 vs. Queens
STLS - 4 at Samford
MINS - *31 vs. Queens




33 • NICK MUSZYNSKI
JR • C • 6-11 • 235 • PICKERINGTON, OHIO
ST. CHARLES PREP

- new-ZIN-skee*
- 2x All-OVC First Team, OVC Tournament MVP
- Preseason All-OVC, Preseason OVC POTY (Blue Ribbon)
- '19 *Basketball Times* Freshman All-American
- 25-8-2 in OVC Championship; 25-16-5-2blks vs. EIU
- Coach Alexander: "Nick wants to get better"
- Nickname 'Moose'; HS volleyball standout

2020-21 Stats		
PPG	RPG	APG
15.8	3.8	0.8
FG%	3FG%	FT%
.556	.000	.684

Career Highs
PTS - 30 at EIU
REBS - 16 vs. EIU
ASSTS - *6 at Murray St
BLKS - *5 at Lipscomb
MINS - *33 at Illinois St




0 • EVEN BRAUNS
FR • C • 6-9 • 250 • IOWA CITY, IOWA
IOWA CITY WEST HS

- evan*
- *ESPN.com* No. 2 Iowa prospect Class of 2020
- IPSWA Iowa All-State
- 8 pts vs. Queens (NC)
- Coach Alexander: "Even is a handful on the block"
- Avg 15.6 ppg, 7.3 rpg as HS senior
- Enjoys fishing

2020-21 Stats		
PPG	RPG	APG
3.0	0.8	0.0
FG%	3FG%	FT%
.625	--	.667

Career Highs
PTS - 8 vs. Queens
REBS - *1 vs. Queens
ASSTS - --
BLKS - --
MINS - 11 vs. Howard




1 • MITCH LISTAU
FR • G • 6-4 • 195 • WAUNAKEE, WIS.
WAUNAKEE HS

- LISS-tao*
- '19; Redshirt; 2x AP Wisconsin All-State
- 11 at UT Martin; 10-4-1 vs. Kennesaw St
- 1,829 career points in HS
- Coach Alexander: "Mitch has all the tools"
- Avg 23.1 ppg, 5.1 rpg, 3.0 apg as HS senior
- Can play PG or wing

2020-21 Stats		
PPG	RPG	APG
0.0	0.0	0.0
FG%	3FG%	FT%
.000	.000	--

Career Highs
PTS - *11 at UT Martin
REBS - 4 vs. Kennesaw St
ASSTS - 8 vs. C-N
BLKS - 1 vs. C-N
MINS - 24 vs. C-N




11 • MICHAEL SHANKS
FR • F • 6-6 • 205 • BENTONVILLE, ARK.
BENTONVILLE HS

- Swingman w/ tremendous finishing ability
- '20 redshirt; 2x Arkansas Class 6A All-State
- Same HS as former Belmont F Nick Smith
- NW Arkansas All-Region; Debut vs. Samford
- Coach Alexander: "Michael just finds a way"
- Outdoorsman; Loves hunting & fishing

2020-21 Stats		
PPG	RPG	APG
0.0	1.0	0.0
FG%	3FG%	FT%
--	--	.000

Career Highs
PTS - --
REBS - 1 vs. Samford
ASSTS - --
BLKS - --
MINS - 3 vs. Samford



12 • EJ BELLINGER
SO • G • 6-4 • 195 • ST. PETERS, MO.
FORT ZUMWALT SOUTH HS

- BELL-in-jur*
- 10 game appearances in '20; 9-4-1 vs. High Point
- 2x Missouri Class 5A All-State
- 2019 St. Louis All-Metro Team
- Avg 25.5 ppg, 8.0 rpg, 3.0 apg as HS senior
- Coach Alexander: "EJ has knack to score"
- Father Ernie played at Monmouth

2020-21 Stats		
PPG	RPG	APG
4.0	2.5	0.5
FG%	3FG%	FT%
.250	.182	.800

Career Highs
PTS - 9 vs. High Point
REBS - 5 vs. Howard
ASSTS - *2 at SEMO
BLKS - 1 vs. Howard
MINS - 22 vs. Howard




20 • TATE PIERSON
JR • G • 6-6 • 210 • BRENTWOOD, TENN.
BRENTWOOD ACADEMY

- Walk-on; 33 game appearances in '20
- Career-high 12 pts vs. C-N; 9 pts vs. EIU, Morehead
- HS teammate of Darius Garland
- Coach Alexander: "Tate makes us better"
- 3x Tennessee Division II-AA State Champion
- State Champion 110m & 300m hurdles

2020-21 Stats		
PPG	RPG	APG
3.0	2.0	0.0
FG%	3FG%	FT%
.143	.167	--

Career Highs
PTS - 12 vs. C-N
REBS - 5 vs. High Point
ASSTS - *2 vs. TTU
STLS - 3 vs. Samford
MINS - 21 vs. C-N



21 • DEREK SABIN
SO • G • 6-9 • 230 • SLINGER, WIS.
SLINGER HS

- SAY-bin*
- '20 redshirt; 18 game appearances in '19
- '18 WBCA Division II Wisconsin All-State
- '18 *Milwaukee Journal Sentinel* All-Area Team
- 7 pts at UT Martin; 6 pts in OVC Championship
- Coach Alexander: "I admire Derek's physicality"
- Ivan Drago lookalike

2020-21 Stats		
PPG	RPG	APG
1.5	2.0	0.3
FG%	3FG%	FT%
.286	.000	.333

Career Highs
PTS - 7 at UT Martin
REBS - *5 vs. Howard
ASSTS - *2 vs. SEMO
BLKS - *1 vs. Howard
MINS - *15 vs. Queens




BELMONT UNIVERSITY 2020-21 MEN'S BASKETBALL

GAME FIVE • BELMONT VS. TENNESSEE STATE

DECEMBER 8 • CURB EVENT CENTER • NASHVILLE, TENN.

MEDIA RELATIONS CONTACT: GREG SAGE • greg.sage@belmont.edu • 615.512.3633

BROADCASTER CHART



22 • BEN SHEPPARD
SO • G • 6-6 • 185 • ATLANTA, GA.
GREATER ATLANTA CHRISTIAN

- Career-high 18 pts vs. Carson-Newman; 10-3 at JSU
- Three double figure scoring games in '20; 10-3 at ECU
- Impactful during OVC championship run
- Coach Alexander: "Ben's habits are best I've coached"
- 2x Georgia Class AAA First Team All-State
- Led GAC to '18 Georgia AAA State Championship

2020-21 Stats		
PPG	RPG	APG
0.0	3.0	2.0
FG%	3FG%	FT%
.000	.000	--

Career Highs
PTS - 18 vs. C-N
REBS - 5 at BC
ASSTS - 3 at BC
STLS - 3 vs. Murray St
MINS - 21 vs. High Point



25 • FRANK JAKUBICEK
FR • F • 6-8 • 235 • CARY, ILL.
CARY-GROVE HS

- JACK-you-BEE-seck*
- 2020 IBCA Illinois All-State; 8-2-2 vs. Howard
 - Led Cary-Grove to 31-3 record and Chicago title
 - *Chicago Sun Times* Top Chicago players
 - Avg 15.0 ppg, 8.0 rpg, 3.1 bpg as HS senior
 - Coach Alexander: "I love the way Frank works"
 - Two older sisters played at Indiana and Saint Louis

2020-21 Stats		
PPG	RPG	APG
2.7	1.3	0.7
FG%	3FG%	FT%
.375	.167	1.000

Career Highs
PTS - 8 vs. Howard
REBS - 2 vs. Howard
ASSTS - 2 vs. Howard
BLKS - --
MINS - 12 vs. Howard



42 • RILEE EPLEY
FR • F • 6-4 • 195 • NEWBURGH, IND.
HARRISON HS

- Walk-on; Yet to make game appearance
- '18 Indiana All-State; Hoosier Magazine Watch List
- 1,602 career points in HS
- Avg 21.7 ppg, 6.5 rpg as HS senior
- Coach Alexander: "Rilee earned respect"
- Biochemistry & Molecular Biology major

2020-21 Stats		
PPG	RPG	APG
--	--	--
FG%	3FG%	FT%
--	--	--

Career Highs
PTS - --
REBS - --
ASSTS - --
BLKS - --
MINS - --

OFFERED

COMMITTED

SIGNED

ISAIAH WALKER

WYOMING, OH

GUARD/WING

X *Isaiah Walker*

OFFERED

COMMITTED

SIGNED

WILL RICHARD

ATLANTA, GA

GUARD/WING

X *Will Richard*

**QUICK HITTERS**

- This marks the 36th meeting between Belmont and Tennessee State, 18th in OVC play. Belmont has won 20 of the last 23 meetings, including 74-41 and 72-65 last season.
- Belmont graduate student Tyler Scanlon ('20) scored 15 points in the first 10:21 of last season's 72-65 victory at Tennessee State (2/29/20) securing the Bruins' OVC regular season conference championship.
- Tennessee State head coach Brian Collins is a 2006 Belmont graduate, playing point guard for former Belmont head coach Rick Byrd from 2002-06. Collins helped Belmont to the 2006 Atlantic Sun Conference Championship and the program's first-ever NCAA Tournament appearance. Belmont head coach Casey Alexander was an assistant for Byrd, and coached Collins during his college career.
- Belmont made an NCAA Division I era single-game record of 20 3-point field goals in a 84-59 victory over Tennessee State at the Curb Event Center, Feb. 24, 2018.
- Former All-OVC players Ian Clark of Belmont and Robert Covington of Tennessee State played against each other before making their way to the NBA; Clark earned an NBA Championship ring with the Golden State Warriors while Covington is a member of the Portland Trail Blazers.
- Tennessee State freshman Amorey Womack attended Webster Groves High School in St. Louis; the same high school that produced Belmont all-conference guard and NBA skills development coach Drew Hanlen.
- Belmont head coach Casey Alexander coached Tennessee State video coordinator Asa Duvall at Lipscomb.
- With Adam Kunkel, Grayson Murphy and Nick Muszynski earning All-OVC First Team honors in 2020, this marks the fourth time - and third consecutive year - Belmont has had three players earn first team all-conference honors in the same season (2012: Ian Clark, Kerron Johnson, Drew Hanlen; 2018: Dylan Windler, Amanze Egekeze, Austin Luke; 2019: Dylan Windler, Kevin McClain, Nick Muszynski).

NOTABLE

- Belmont Basketball has won 20+ games and earned postseason invitations 14 of the last 15 years (including 2019-20). That includes NCAA Tournament appearances in 2006, 2007, 2008, 2011, 2012, 2013, 2015, 2019 & 2020.
- Belmont is also one of only six non-Power 5 programs to post a Top 100 RPI each of the last eight seasons (BYU, Gonzaga, St. Mary's (CA), San Diego State, Wichita State).
- Belmont is one of only six NCAA Division I programs to win 19 or more games 15 consecutive seasons (Duke, Gonzaga, Kansas, Michigan State, San Diego State).
- Belmont Basketball has won 19 conference championships (11 regular season, eight tournament) since 2006 - including the 2019 OVC regular season championship. Nationally, only Gonzaga and Kansas have won more conference championships over that span. Belmont has won six OVC regular season championships and three OVC tournament championships in its first eight seasons in the league.
- Since joining the OVC in 2013, Belmont is 112-22 (.836) in conference games (63-4 home, 49-18 away).
- Belmont has led the nation in 2-point field goal percentage six of the last nine seasons.
- Belmont Basketball has ranked in the Top 25 nationally in 3-point field goals made per game every year but one since becoming an NCAA Division-I member institution in 1996. Currently, no program has made more 3-pointers than Belmont (7025) since the Bruins went Division I. Belmont has ranked in the Top 10 nationally in 3-point field

goals made per game 15 of the last 20 years. The Bruins ranked 16th nationally in 3-point field goals made per game last season.

- Belmont has 285 conference victories (includes tournament) since 2003 - second to Gonzaga nationally.
- Basketball Times ranked Belmont as the No. 7 college basketball program in America in its 2017 'Top Programs' rankings. Basketball Times, the official publication of the United States Basketball Writers Association of America (USBWA), every five years undertakes an exhaustive comparative analysis of college basketball programs. The initial standard for consideration is winning at least two-thirds of all games played over the past 10 seasons, which narrowed 351 NCAA Division I programs to 35. From there, Basketball Times used six equally weighted criteria: winning percentage, number of NBA players, federal graduation rate, U.S. News & World Report academic peer assessment, program cleanliness, and head coach ranking.
- Bleacher Report/Turner Broadcasting ranked Belmont as 'One of the Top 7 Mid-Majors Programs' of the last 20 years. Forbes Magazine also tabbed Belmont as the No. 6 men's basketball program 'For the Money' in all of NCAA Division I.
- Since 2000-01, Belmont Basketball leads the nation in Academic All-Americans (17), which includes Dylan Windler in 2018-19.
- Belmont is the only NCAA Division I program to make the NCAA Academic Progress Rate (APR) Honor Roll every year.
- Belmont has earned victories over North Carolina, UCLA, Stanford, Vanderbilt, Marquette, Temple, Georgia, Cincinnati, Alabama, Butler, Missouri and Boston College in recent years.
- As a senior, Dylan Windler averaged 21.3 points, 10.9 rebounds and 2.5 assists per game. He joined future Hall of Famer Kevin Durant as one of two players in NCAA Division I history to average 20.0 points, 10.5 rebounds and at least two made 3-point field goals per game in a single season.

• Belmont and Gonzaga are the only two programs ranked in the Top 10 of the *CollegeInsider.com* Mid-Major Top 25 poll in both men's and women's basketball each of the last three seasons.

• Belmont has been ranked in the *CollegeInsider.com* Mid Major Top 25 poll 16 consecutive seasons.

• The Bruins have had three players average at least 10 points per game in 10 consecutive seasons.

• Graduate transfer and OVC Championship hero Tyler Scanlon was Belmont's first incoming transfer student-athlete from a Division I school since Taylor Barnette (Virginia) in 2014. Both hit game-winning shots in OVC Championship games to send Belmont to the NCAA Tournament.

• Two of Belmont's biggest fans are multiple Grammy Award winning artists Vince Gill and Amy Grant. Gill, and Belmont head coach Rick Byrd, are close friends, and Gill and Grant regularly attend Belmont games.

• Being a stone's throw from famed Music Row in Nashville, Belmont has a proud and distinguished history in musical performance. Some notable alumni include: Brad Paisley, Trisha Yearwood, Stephen Curtis Chapman, Lee Ann Womack, Melinda Doolittle and former baseball pitcher Brian Kelley of Florida Georgia Line.

• *Entertainment Tonight* correspondent and Miss USA 2007 Rachel Smith graduated magna cum laude from Belmont with a degree in journalism. As an undergraduate, she covered the Bruins in her capacity as managing editor of the university student newspaper, the Belmont Vision.



BASKETBALL

BELMONT

GAME NOTES



GAME 5 • TENNESSEE STATE • DECEMBER 8

TV/PRINT/ONLINE GRAPHICS• **NCAA Men's Basketball****All-Time Career Victories** (min. 10 season DI, thru 2019-20 season)

Mike Krzyzewski	1,157
Jim Boeheim	964
Bob Knight	902
Roy Williams	885
Bob Huggins	881
Dean Smith	879
Adolph Rupp	876
Jim Calhoun	873
Jim Phelan	830
Rollie Massimino	816
Eddie Sutton	806
Rick Byrd	805

• **Conference Championships Since 2006 (regular season & tournament)**

(thru 2019-20 season)

Gonzaga	25
Kansas	22
Belmont	19
New Mexico State	15
Murray State	13
Davidson	13
Stephen F. Austin	12
Vermont	12

• **Conference Victories Since 2003 (includes tournament)** (thru 2019-20 season)

Gonzaga	290
Belmont	285
Kansas	282
Davidson	267
Murray State	265
Stephen F. Austin	250
Memphis	248

• **Five Consecutive Regular Season Conference Championships (since 1996-97)**

Belmont (Atlantic Sun/OVC)	2010-14
Butler (Horizon)	2007-11
Cincinnati (Conference USA)	1997-2002
Duke (ACC)	1997-2001
Gonzaga (WCC)	2001-11
Harvard (Ivy)	2011-15
Kansas (Big XII)	2005-18
Nevada (WAC)	2004-08
Xavier (Atlantic 10)	2007-11

• **Made Three-Point Field Goals** (thru 2019-20 season)

Belmont	7,025
Duke	6,833
Florida	6,428

• **Road/Neutral Victories Since 2006** (thru 12/6/20)

Gonzaga	225
Kansas	214
North Carolina	209
Duke	206
Belmont	183
Kentucky	178
Michigan State	178

• **NCAA Academic Progress Rate (APR) Honor Roll Every Year****Belmont**• **Basketball Times 2017 Top College Basketball Programs in America**

1. Duke
2. Notre Dame
3. Wisconsin
4. Gonzaga
5. Villanova
6. Davidson
7. **Belmont**
8. Michigan State
9. Butler
10. Kansas

• **Programs With 19+ Victories Every Season, 2006-present**

Belmont
Duke
Gonzaga
Kansas
Michigan State
San Diego State

• **Programs Undefeated February 2020**

Belmont
BYU
Dayton
ETSU
Kansas
New Mexico State
Stephen F. Austin

• **Best Home Court Record, 2010-19**

Kansas 159-9 (.946)
Kentucky 166-10 (.943)
Gonzaga 150-11 (.932)
Duke 138-12 (.920)
Belmont 126-11 (.920)

• **400+ assists last two seasons (returning players)**

Grayson Murphy, Belmont
 Colbey Ross, Pepperdine
 Javon Levi, UTRGV
 Kameron Langley, North Carolina A&T

• **Post Players, 975+ points last two seasons**

Nick Muszynski, Belmont
 Daniel Oturu, Minnesota
 Cameron Krutwig, Loyola Chicago

• **Belmont Scoring Offense (NCAA ranking)**

2020 (14th)
2019 (2nd)
2018 (73rd)
2017 (97th)
2016 (12th)
2015 (30th)
2014 (18th)
2013 (15th)
2012 (4th)
2011 (11th)

• **Belmont Effective Field Goal Percentage (Ken Pomeroy)**

2020 (10th)
2019 (3rd)
2018 (3rd)
2017 (15th)
2016 (2nd)
2015 (5th)
2014 (2nd)
2013 (2nd)
2012 (5th)
2011 (11th)

• **Programs With No Seniors in 2020-21**

Auburn
Belmont
 Colorado State
 Florida
 Memphis
 St. Bonaventure
 Tulane
 USC Upstate

• **Notable Year-to-Year Scoring Increases**

Adam Kunkel, 2020	+14.2 (2nd in nation)
Craig Bradshaw, 2014	+13.5
Trevor Noack, 2013	+10.0
Dylan Windler, 2018	+8.1
Kevin McClain, 2018	+8.0
J.J. Mann, 2014	+7.8
Alex Renfro, 2009	+7.4

• **NCAA Division I Field Goal Percentage Leaders, All-Time**

Steve Johnson, Oregon State	67.8
Michael Bradley, UK/Villanova	67.7
Murray Brown, Florida St	66.8
Evan Bradds, Belmont	66.7

• **Capital One/CoSIDA Academic All-America Selections Since 2001**

Belmont	17
Butler	10
Iowa	8
Duke	7
Florida	7
North Dakota State	7

• **NCAA Division I Men's Basketball Tournament, At-Large Bids (Traditional One-Bid Leagues, 2010-19)**

Belmont, 2019
 Iona, 2012

• **Coaches w/ 78+ wins & three straight conference titles (2018-20)**

Casey Alexander, Belmont
 John Becker, Vermont
 Mark Few, Gonzaga
 Tom Izzo, Michigan State
 Chris Jans, New Mexico State
 Jay Wright, Villanova

• **Double-Doubles, Single-Season (Belmont NCAA Division I era)**

Dylan Windler, 2019	18
Adam Sonn, 2003	17
Dylan Windler, 2018	15

• **Blocked Shots, Career (Belmont NCAA Division I era)**

Nick Muszynski, 2019-present	127
Andrew Preston, 2004-07	123

• **Most points in Belmont debut (Belmont NCAA Division I era)**

Nick Hopkins	22, at Washington (11/10/17)
Ian Clark	21, vs. Portland State (11/13/09)
JaCobi Wood	21, vs. Howard (11/26/20)
Luke Smith	20, vs. Howard (11/26/20)

• **Brauns, Jakubicek, Wood combined HS senior record: 86-7**

**BONUS BRUIN TRACKS**

- Belmont has won 341 games since 2007 - the most among all NCAA Division I program from the state of Tennessee - including Tennessee, Vanderbilt and Memphis.
- Belmont is 242-53 (.820) in conference games over the past 14 years.
- Belmont is 246-52 (.826) over the past 10 years in games outside the Power 5.
- Belmont has earned victories over North Carolina, UCLA, Vanderbilt, Stanford, Marquette, Temple, Georgia, Cincinnati, Alabama, Missouri and Boston College in recent years.
- Belmont has earned national Top 25 poll votes nine of the last 10 seasons.

**NBA DRAFT
FIRST ROUND SELECTIONS
(OUTSIDE P5, BE, AAC, MW, A10, GONZAGA)
2010-19**

Dylan Windler, Belmont (2019)
 Ja Morant, Murray State (2019)
 Pascal Siakam, New Mexico State (2016)
 Cameron Payne, Murray State (2015)
 R.J. Hunter, Georgia State (2015)
 Elfrid Payton, Louisiana-Lafayette (2014)
 CJ McCollum, Lehigh (2013)
 Damian Lillard, Weber State (2012)
 Jimmer Fredette, BYU (2011)
 Kenneth Faried, Morehead State (2011)
 Norris Cole, Cleveland State (2011)

**DYLAN WINDLER NOTES**

- No. 26 pick, 2019 NBA Draft Cleveland Cavaliers
- USBWA & NABC All-District
- 2x Mid-Major All-America
- Julius Erving Award Candidate
- Lou Henson Award Candidate
- CBS National Player of the Week (2/13/19)
- Preseason OVC Player of the Year (league office, Blue Ribbon)
- No. 5 'Top Senior' - *ESPN.com*
- First Team All-Indiana - *Indianapolis Star*
- Top 100 Player (CBSSports.com, NBCSports.com, SB Nation)
- 2x All-OVC First Team
- 2019 NACDA Scholar-Athlete of the Year
- 2x Academic All-American
- Student-Athlete representative NCAA Basketball Competition Committee
- Senior CLASS Award Candidate
- NABC Give Back Team nominee
- Only player in America to average 20.0 points, 10.0 rebounds, 2.5 assists per game in 2019
- Fourth nationally in offensive efficiency (*KenPom*)
- Fourth OVC player since 1971 to post at least 1,600 career points and 1,000 career rebounds (Popeye Jones, Kenneth Faried, Chris Horton)

PRETTY EXCLUSIVE COMPANY

Belmont University men's basketball has been ranked as the No. 7 college basketball program in America, according to Basketball Times in its 'Top Programs' edition for 2017. Basketball Times, the official publication of the United States Basketball Writers Association of America (USBWA), every five years undertakes an exhaustive comparative analysis of college basketball programs. The initial standard for consideration is winning at least two-thirds of all games played over the past 10 seasons, which narrowed 351 NCAA Division I programs to 35. From there, Basketball Times used six equally weighted criteria: winning percentage, number of NBA players, federal graduation rate, U.S. News & World Report academic peer assessment, program cleanliness, and head coach ranking. The criteria are subjective, but discreet polls are designed to reduce individual bias. Points were awarded on a sliding scale, from 35 points for a first-place vote to one point for a last-place vote, with 350 being the highest possible cumulative score. Basketball Times created a 10-member panel of the most experienced and respected college basketball journalists in the country: Nicole Auerbach, Rick Bozich, Ken Davis, Blair Kerkhoff, Angela Lento, Mike Lopresti, Randy McClure, Kevin McNamara, Mike Waters and Dick "Hoops" Weiss. As anticipated, Belmont scored well across the board, including first in federal graduation rate, fourth in program cleanliness, 10th in head coach ranking, and 11th in USNWR academic peer assessment. Belmont's overall ranking of seventh is up four spots from the 2012 Basketball Times report.

THANKS FOR EVERYTHING

Belmont's graduating seniors in 2020 - Seth Adelsperger and Michael Benkert (plus graduate transfer Tyler Scanlon) - accomplished a great deal in their careers, elevating the Bruin program to a new level of prominence. The players combined for an astonishing four years: 100 victories, four conference championships, two NCAA Tournament bids, an NCAA Tournament at-large bid, an NCAA Tournament victory, two Postseason NIT appearances, and notable wins over UCLA, Georgia, Temple, Vanderbilt, Boston College and nationally-ranked Murray State.

SUSTAINED EXCELLENCE

In Belmont Basketball, Rick Byrd built a program with staying power. Some of the accomplishments of the Bruin program are staggering, almost hard-to-believe, when you consider that Belmont has only been NCAA Division I since 1996-97. In addition to the Page 1 'Program Profile' bullet points, consider:

- From 2003-14, Belmont and Kansas were the only two programs in America that won 12 or more conference games for 12 straight seasons.
- Since 1997, starting with Belmont, 59 schools have started Division I programs. Only 14 have reached the NCAA Tournament. Just six - Belmont (nine), Albany (five), FGCU (three), Oakland (three), Northern Kentucky (three) and Portland State (two) - have made multiple trips.

MEDIA INFORMATION**Bruin Sports Network**

Every Belmont men's basketball game is available nationwide on the Bruin Sports Network via belmontbruins.com, the Bruins' Mobile app and ESPN+. In addition, select games will be aired on radio and television partners. Game broadcasts include live play-by-play, exclusive interviews, and Coach Alexander's official postgame show. Kevin Ingram, *Voice of the Bruins* Greg Sage, color

Practice Coverage

Belmont practice is open to the media, unless otherwise stipulated by the coaching staff. Interviews with Belmont players and coaches can be arranged by contacting the media relations' office. **Please do not contact players personally.** Photographers and videographers are not permitted to shoot practices without media relations' clearance.

Postgame Interview Policy

All Belmont postgame interviews will be held virtually until further notice. **The Belmont locker room is closed at all times.**

BelmontBruins.com

The premier source for all things Belmont men's basketball is belmontbruins.com. The men's basketball team page provides updated statistics, player profiles, game notes, links to in-game stats, audio and video.

Belmont Basketball Media Guide

For comprehensive information on Belmont men's basketball, be sure to view the digital media guide at: belmontbruins.com/mbb21mg

Belmont Basketball in the Pros

Dylan Windler (NBA)
 Cleveland Cavaliers
Ian Clark (China)
 Xinjian Flying Tigers
Kerron Johnson (Russia)
 BC Enisey
Alex Renfro (Spain)
 San Pablo Burgos
Kevin McClain (France)
 FOS Provence
Amanze Egekeze (France)
 BC Gries-Oberhoffen
JJ Mann (Germany)
 Bayer Giants Leverkusen
Austin Luke (The Netherlands)
 Yoast United
Evan Bradds (NBA)
 Boston Celtics, video asst.
Adam Barnes (NBA)
 New Orleans Pelicans scout
TJ Saint (NBA G-League)
 Erie BayHawks asst coach



BASKETBALL

BELMONT

GAME NOTES



GAME FIVE • TENNESSEE STATE • DECEMBER 8

INSIDE THE MATCHUP

TSU	BEL
-- Scoring Offense	82.0
-- Scoring Defense	75.5
-- Scoring Margin	+6.5
-- Field Goal Percentage	.465
-- FG Percentage Defense	.446
-- 3FG Percentage	.287
-- 3FG Percentage Defense	.320
-- Free Throw Percentage	.736
-- Rebound Average	34.8
-- Opponent Rebound Avg.	39.8
-- Rebound Margin	-5.0
-- Turnovers per game	12.8
-- Opponent TO per game	16.0
-- Turnover Margin	+3.2
-- Assists per game	14.5
-- Steals per game	7.5

BRUINS IN THE RANKINGS

2019-20

NCAA

TOTAL ASSISTS - 1ST

ASSISTS PER GAME - 1ST

ASSIST TURNOVER RATIO - 3RD

TOTAL 3-POINT FIELD GOALS - 9TH

SCORING MARGIN - 11TH

DEFENSIVE REBOUNDS PER GAME - 13TH

SCORING OFFENSE - 14TH

FIELD GOAL PERCENTAGE - 15TH

3-POINT FIELD GOALS PER GAME - 16TH

2019-20 SEASON ACKNOWLEDGMENTS

- 14th Postseason Invitation in 15 years
- Ninth NCAA Tournament bid
- OVC Regular Season Champions
- OVC Tournament Champions
- 20+ wins for the 14th time in 15 years
- Top 25 poll votes 9 of the last 10 years
- Top 100 ranking 10th straight year
- NCAA APR Public Recognition List
- NABC Team Academic Excellence Award
- OVC Team Sportsmanship Award

NUMERICAL ROSTER

No.	Name	Pos.	Ht.	Wt.	Cl.	Hometown/Last School
0	Even Brauns	C	6-9	250	Fr.	Iowa City, Iowa (Iowa City West HS)
1	Mitch Listau	G	6-4	195	So.	Waunakee, Wis. (Waunakee HS)
2	Grayson Murphy	G	6-2	175	Jr.	Franklin, Tenn. (Independence HS)
3	Luke Smith	G	6-0	175	Jr.	Knoxville, Tenn. (Sewanee)
10	Caleb Hollander	F	6-8	235	Jr.	Nashville, Tenn. (Nashville Cent. Christian)
11	Michael Shanks	F	6-6	205	Fr.	Bentonville, Ark. (Bentonville HS)
12	EJ Bellinger	G	6-4	195	So.	St. Peters, Mo. (Fort Zumwalt South HS)
20	Tate Pierson	G	6-6	210	Jr.	Brentwood, Tenn. (Brentwood Academy)
21	Derek Sabin	F	6-9	230	So.	Slinger, Wis. (Slinger HS)
22	Ben Sheppard	G	6-6	185	So.	Atlanta, Ga. (Greater Atlanta Christian)
24	JaCobi Wood	G	6-2	180	Fr.	Cleveland, Tenn. (Cleveland HS)
25	Frank Jakubicek	F	6-8	235	Fr.	Cary, Ill. (Cary-Grove HS)
33	Nick Muszynski	C	6-11	235	Jr.	Pickerington, Ohio (St. Charles Prep)
42	Rilee Epley	F	6-4	195	So.	Newburgh, Ind. (Harrison HS)

Head Coach: Casey Alexander (Belmont, 1995), 2nd season**Associate Head Coach:** Brian Ayers (Lipscomb, 1993), 23rd season**Assistant Coaches:** Tyler Holloway (Murray State, 2009), 11th season

Sean Rutigliano (Cortland State, 2007), 2nd season

Director of Basketball Operations: Mick Hedgepeth (Belmont, 2012), 2nd season**Head Athletic Trainer:** Kim Anderson**Director of Sports Performance:** Matt Frederick

GOLDEN STATE OF MIND

Former Belmont men's basketball All-American Ian Clark ('13) earned a regular season roster spot on the NBA New Orleans Pelicans and completed six years in the association. Clark won an NBA Championship ring with the Golden State Warriors in 2017. The Memphis, Tennessee native became an integral member of the Pelicans 2017-19, averaging 6.7 points per game in 60 game appearances last season. As part of New Orleans' playoff push, Clark buried a decisive 3-pointer in Game 1 of the Pelicans' opening round sweep of Portland, and scored a playoff career-high 18 points vs. Golden State in the NBA Western Conference semifinals. He averaged 11.0 points per game on 49 percent shooting after the NBA All-Star break. In a league laden with household names from high-profile, high revenue college programs, Clark continues to defy the odds; letting his pure outside shooting stroke, all-court game, and professional approach speak for itself. Clark led Belmont to three consecutive NCAA Tournament appearances and four consecutive regular season conference championships, standing as Belmont's NCAA Division I era career leader in points (1,920) and made three-point field goals (340). After strong performances in the Portsmouth Invitational and Orlando NBA Summer League for the Miami Heat, Clark latched on with the Golden State Warriors for 2013 Vegas NBA Summer League. Clark would score a then-record 33 points in the championship game, leading Golden State past Phoenix en route to Championship Game Most Valuable Player honors. Though Clark would ultimately agree to a two-year deal with the Utah Jazz, his impression upon the Golden State organization was undeniable. After closing the season with the Denver Nuggets – and shining with the team from the Mile High City in summer league – Clark and Golden State got together. But emblematic of his career journey, nothing would be handed to Clark; he would have to earn a regular season roster spot. And that meant beating out a collection of accomplished perimeter players from major conference programs, including former NCAA champion and No. 3 overall pick Ben Gordon. Clark is close friends with Stephen Curry and was part of Curry's pre-game warmup antics. He scored a career-high 36 points at San Antonio March 11. Clark is currently under a professional playing contract in China.

CURBSIDE VIEW

In 15 short seasons, the Curb Event Center has gained a national reputation as being one of the finest new facilities in college basketball. Since the inaugural 2003-04 season, Belmont is 198-30 (.868) at the Curb Event Center. Moreover, the Bruins are 138-16 (.896) in league games at the Curb Event Center, including 63-4 in OVC. Belmont had its NCAA-best 35 game conference home court win streak snapped Feb. 6, 2016 vs. Eastern Kentucky. Belmont posted an NCAA-best home court winning percentage (.962, 51-2) from 2011-14. The Bruins had their NCAA-best 23 game home court win streak snapped Dec. 1, 2013 against No. 24 VCU. Belmont went 126-11 at home in the decade of 2010-19.

ON THE ROAD AGAIN

Like many non-Power 5 conference men's basketball programs, Belmont will spend a fair amount of November and December away from home. One of the Bruins' greatest sources of pride is a trademark of the top college basketball programs - consistent success away from home. Heading into the season, Belmont's remarkable 183 road/neutral victories since 2006 ranks fifth nationally, trailing only Gonzaga, Kansas, North Carolina and Duke.

NCAA TOURNAMENT 2006, 2007, 2008, 2011, 2012, 2013, 2015, 2019, 2020

**ROAMING THE SIDELINES**

Casey Alexander was introduced as the 10th head men's basketball coach in program history April 10, 2019. He led Belmont to a 26-7 record in his first season as Belmont head coach, earning Ohio Valley Conference regular season and tournament conference championships and the program's ninth NCAA Tournament bid. Alexander, 47, returned to his alma mater after spending six seasons as head coach at Lipscomb University. The Nashville native spearheaded a program renaissance, leading the Bisons to the best three-year stretch of their NCAA Division I era and the first NCAA Tournament appearance in school history. Lipscomb won 113 games during Alexander's tenure, including 72 over the final three campaigns. In addition, Lipscomb went 59-31 in Atlantic Sun Conference games and a sparkling 35-9 during the last three seasons. Alexander led Lipscomb to a 29-8 record last season, rewriting the program's record book from total wins, national top 25 poll votes and final 37 ranking in the inaugural NET ranking system. The Bisons won the Atlantic Sun Conference regular season championship and defeated Davidson, UNC Greensboro, North Carolina State and Wichita State in succession during an historic run to the 2019 Postseason NIT Championship game. Earlier in the season, Lipscomb defeated No. 18 TCU for the program's first-ever victory over a nationally ranked opponent. Prior to his first head coaching opportunity at Stetson, Alexander spent two decades at Belmont; first as a player and later as a member of Rick Byrd's coaching staff. A product of nearby Brentwood Academy, Alexander played point guard for Byrd at Belmont from 1991-95. He compiled a 119-25 record as a player, and helped lead Belmont to the top of the NAIA. As a senior in 1995, Alexander directed the then-Rebels to a 37-2 record, a No. 1 national ranking and an appearance in the NAIA National Semifinals. From there, he spent 16 seasons as part of Byrd's coaching staff. Belmont won 287 games with Alexander on staff. Over Alexander's final eight seasons, the Bruins tallied 172 victories, six postseason appearances (four NCAA Tournaments, one NIT, one CIT), four Atlantic Sun Conference regular season championships, four Atlantic Sun Conference tournament titles, a remarkable 132-41 record in Atlantic Sun play, and road victories over Missouri, Alabama, and Cincinnati. Alexander was inducted into the Belmont University Athletic Hall of Fame in 2005.

LET IT FLY

Belmont has made a national name for itself in recent years by way of its prolific three-point shooting. Belmont Basketball has ranked in the Top 10 nationally in 3-point field goals made per game 15 of the last 22 years. The Bruins ranked 16th nationally last season. Belmont Basketball has ranked in the Top 25 nationally in 3-point field goals made per game every year but one since becoming an NCAA Division-I member institution in 1996. In addition, Belmont has ranked Top 15 nationally in effective field goal percentage each of the last nine seasons. Ian Clark ('13) graduated as the program's NCAA era career leader in made 3-point field goals (340). He also ranked third nationally in 3-point percentage in 2012-13 and earned a spot in the Hampton Hotels National 3-Point Championships at the 2013 Final Four in Atlanta. As fate would have it, director of athletics Scott Corley ('90) made 420 career 3-pointers. The Bruin single-game record is 20 made three-point field goals (vs. Tennessee State, 2/24/18). And since Belmont made the move from NAIA to NCAA Division I in 1996-97, the Bruins rank first nationally in made three-point field goals over that span. Duke is second. The Bruins set a program record with 14 3s in the first half vs. UT Martin (1/5/17).

THANKS FOR THINKING OF US, NATIONAL POLL VOTERS

Belmont has received national poll votes in nine of the last 10 seasons, including votes in the March 2 Associated Press poll, and two votes in the 2015 Preseason USA Today Coaches' Poll. Belmont received four Top 25 coaches' poll votes for the week of Nov. 16. The Bruins received a program-record 31 votes in the AP poll and four votes in the USA Today Coaches' Poll released Nov. 25, 2013. Belmont has received national poll Top 25 votes a total of 24 weeks over the last five seasons. In 2011-12, the Bruins received national poll votes for nine consecutive weeks from Jan. 17 to Mar. 14. Belmont joined Brigham Young, San Diego State, Temple, UNLV, Utah State and Xavier as one of only seven non-BCS conference programs to receive AP Top 25 poll votes each of the last eight weeks of 2010-11.

LEND A HELPING HAND

Belmont's offensive philosophy is predicated on sharp, timely passing and unselfish play. The Bruins have always been among the national leaders in assists per game, including leading the nation in assists per game (18.3) last season. The Bruins were the only team in America this past season to record over 600 total assists. 2018 graduate Austin Luke ranked top 5 nationally in assists as a junior and senior and is second in OVC history. Junior Grayson Murphy ranked second nationally in assist-turnover ratio and is on pace to break the OVC career assist record. In fact, Belmont has ranked in the Top 25 in the nation in assists per game 11 of the last 15 seasons. Belmont recorded a program record 33 assists vs. Carson-Newman (12/11/19). Eight Bruins finished last season with double figure assists. Belmont had 27 assists at Southeast Missouri (1/9/20).

GETTING SOME MID-MAJOR CRED

The Belmont program has built a reputation for hard-nosed play and winning, and that is reflected in online publications. The Bruins are No. 5 in the Nov. 30 poll and finished No. 9 in the final *CollegeInsider.com* Mid-Major Top 25 Poll last season, and are No. 9 in the Mid Major Madness poll. Belmont has been ranked in the *CollegeInsider.com* Mid-Major Top 25 Poll 14 straight seasons. Belmont's highest ranking in the poll was No. 2 on Mar. 7, 2011, when the Bruins also received two first-place votes, and Feb. 4, 2013. Belmont is also a regular in mid-major rankings on ESPN.com, CBSSports.com, Bleacher Report, and Mid Major Madness (which includes conferences outside the Power 5, Big East, MW, AAC).

THE BOOK ON LUKE

Junior Luke Smith comes to Belmont after two highly-productive seasons at the University of the South (Sewanee). In 2019, Smith led Sewanee to a 22-7 record and the program's first NCAA Tournament appearance in 21 years. He led his conference in scoring at 20.1 points per game and was named NABC and D3Hoops.com All-South Region. Smith scored 40 points vs. Berry in the 2019 SAA Tournament and 23 in the championship game over Centre en route to tournament MVP honors. Smith played for former Belmont star and current director of basketball operations Mick Hedgepeth. Smith was named DC Paradise Jam Most Valuable Player and OVC Newcomer of the Week (11/30/20).

**CAREER GAMES
PLAYED/STARTED**

	GP	GS
EJ Bellinger	14	--
Even Brauns	4	--
Rilee Epley	--	--
Caleb Hollander	66	21
Frank Jakubicek	3	--
Mitch Listau	31	--
Grayson Murphy	74	70
Nick Muszynski	69	68
Tate Pierson	62	--
Derek Sabin	22	--
Michael Shanks	1	--
Ben Sheppard	33	--
Luke Smith	4	4
JaCobi Wood	4	4

GAMES STARTED STREAK**current high**

EJ Bellinger	--	--
Even Brauns	--	--
Rilee Epley	--	--
Caleb Hollander	4	11
Frank Jakubicek	--	--
Mitch Listau	--	--
Grayson Murphy	70	70
Nick Muszynski	34	34
Tate Pierson	--	--
Derek Sabin	--	--
Michael Shanks	--	--
Ben Sheppard	--	--
Luke Smith	4	4
JaCobi Wood	4	4

**MID MAJOR TOP 25 POLL
NOVEMBER 30, 2020**

1. GONZAGA (31)	775
2. FURMAN	688
3. BYU	660
4. LOYOLA CHICAGO	615
5. BELMONT	570
6. GEORGIA STATE	544
7. SAINT MARY'S (CA)	543
8. LITTLE ROCK	491
9. NORTHERN IOWA	458
10. MURRAY STATE	445
11. AUSTIN PEAY	378
12. UNCG	377
13. SOUTH DAKOTA STATE	370
14. WINTHROP	338
15. LIBERTY	318
16. EASTERN WASHINGTON	304
17. VERMONT	267
18. BRADLEY	248
19. BOWLING GREEN	241
20. NEW MEXICO STATE	201
21. SAN FRANCISCO	133
22. DRAKE	116
23. SIENA	113
24. ABILENE CHRISTIAN	106
25. WRIGHT STATE	86

**BELMONT BENCHMARKS****DOUBLE-DIGIT SCORING GAMES**

	'20-'21	Career
Nick Muszynski	4	56
Luke Smith	4	53
Grayson Murphy	3	38
Caleb Hollander	1	12
Mitch Listau	--	4
Ben Sheppard	--	3
JaCobi Wood	3	3
Tate Pierson	--	1

20+ POINT SCORING GAMES

Luke Smith	2	24
Nick Muszynski	--	13
Caleb Hollander	--	3
Grayson Murphy	--	2
JaCobi Wood	1	1

30+ POINT SCORING GAMES

Luke Smith	--	2
Nick Muszynski	--	1

10+ REBOUND GAMES

Grayson Murphy	3	10
Nick Muszynski	--	7
Caleb Hollander	1	3

8+ ASSIST GAMES

Grayson Murphy	--	19
Luke Smith	--	4

DOUBLE-DOUBLES

Grayson Murphy	2	11
Nick Muszynski	--	7
Caleb Hollander	--	2
Luke Smith	--	1

5+ THREE-POINT FIELD GOAL GAMES

Luke Smith	1	11
------------	---	----

3+ STEAL GAMES

Grayson Murphy	1	22
Luke Smith	3	15
Caleb Hollander	1	2
Tate Pierson	1	1
Ben Sheppard	--	1
JaCobi Wood	1	1

3+ BLOCK GAMES

Nick Muszynski	1	20
----------------	---	----

CAREER POINTS

Luke Smith	1043
Nick Muszynski	1038
Grayson Murphy	710
Caleb Hollander	353
Tate Pierson	134
Ben Sheppard	94
Mitch Listau	83
JaCobi Wood	57
Derek Sabin	39
EJ Bellinger	38
Even Brauns	12
Frank Jakubicek	8

MURPHY BED

After an outstanding first two seasons, junior Grayson Murphy will again serve as the starting point guard for Belmont this season. The Franklin, Tennessee native is among the fiercest competitors in recent memory, conjuring images of past Bruin backcourt players Craig Bradshaw and Reece Chamberlain. Coach Alexander recruited Murphy hard to join him when he served as head coach at Lipscomb, and now has the pleasure to coach Murphy at Belmont. Named Preseason All-OVC by the league office, Blue Ribbon and Athlon, Murphy spearheaded a Belmont offense that ranked second nationally in scoring offense in 2019. Murphy ranked second in the OVC and 14th nationally in assists per game (6.5), while recording 18 games of six or more assists. In his first season, the 6-2 guard led the conference in assist-to-turnover ratio (2.61). Murphy established several program records, including single-game record for assists (16, at UT Martin (2/28/19) and freshman single-season record for assists (214). Murphy narrowly missed a triple-double in his campaign debut vs. Illinois State (11/10/18) and handed out the gw assist in Belmont's victory at UCLA (12/15/18). Murphy saw action in four games in 2017-18, before electing to redshirt. Murphy was a four-year standout at Independence High School for head coach Greg Glass. He was a 2017 TSWA First Team All-State honoree, leading IHS to 84 victories during his career. Murphy, a two-time Tennessean All-Midstate Boys' Basketball Team selection, led the nation in rebounding from the point guard position, was second in assist-to-turnover ratio and third in steals as a sophomore. During the 2019-20 season, Murphy was the only player in America to record 240+ rebounds, 200+ assists and 80+ steals. Murphy was named First Team All-OVC and OVC Defensive Player of the Year last season. He has threatened to record the first triple-double of Belmont's NCAA Division I era on several occasions.

MOOSE TRACKS

Junior center Nick Muszynski (mew-ZIN-skee) had arguably the most productive first two seasons in Belmont history. Muszynski is on pace to become Belmont's career scoring leader of the NCAA Division I era, going over 1,000 career points vs. George Mason (11/27/20). He became Belmont's NCAA Division I era career blocked shot leader vs. Howard (11/26/20). He is also Belmont's first player named first team all-conference each of his first two seasons. Muszynski was named 2019 OVC Freshman of the Year, All-OVC First Team and OVC All-Newcomer Team after averaging 14.7 points per game on 60 percent shooting. The 6-11 center recorded 25 double figure scoring games and rose to the occasion on the biggest stages; including 20 points, six assists and three blocks shots at Murray State and 16 points vs. Temple in the NCAA Tournament. Muszynski ranked among OVC leaders in six statistical categories, and was top 25 nationally in field goal percentage (.604) and blocked shots per game (2.19). His 89 assists ranked second nationally for post players (Ethan Happ, Wisconsin). A finalist for 2019 Kyle Macy Award - presented to the top freshman in college basketball - Muszynski was one of only six players in America last season to record at least 70 assists and 70 blocked shots. The Pickerington, Ohio native joined NBA Champion Ian Clark as the second Belmont player of the NCAA Division I era to earn national Freshman All-America honors (*Basketball Times*). 'Moose' was named Preseason OVC Player of the Year by *Blue Ribbon* and *Street & Smith*, Mid-Major All-American by Jeff Goodman, and as a 'Players to Watch' by Jay Bilas and Andy Katz. Muszynski redshirted in 2017-18, to acclimate himself to Coach Byrd's system and to build confidence under post coach Brian Ayers' tutelage. Muszynski and Grayson Murphy toured Belgium and Germany in August 2018 as part of a foreign tour with Global Sports Academy. Muszynski set a Belmont NCAA Division I era record for freshman scoring with 471 points. He had 25-16-5-2blks vs. Eastern Illinois. As a sophomore, Moose had 27 double figure scoring games, saving his finest performance for the OVC Championship, where he delivered a game-high 25 points, eight rebounds and two blocked shots en route to OVC Tournament Most Valuable Player honors.

HOLLA AT HOLLANDER

Junior Caleb Hollander made significant contributions last season, and will be a valued frontcourt option for Coach Alexander. A rugged forward with inside-outside potential and playmaking ability, the Bruins can utilize Hollander in a myriad of ways, beginning with the traditional stretch '4'. Despite battling injuries and illness, he has made 62 game appearances, including 17 starts in 2019; Hollander had a career-high 22 points vs. Morehead State (1/10/19), 21 at Lipscomb (11/15/18) and made the game-winning shot vs. Lipscomb (12/4/18). Hollander saw action in seven games in 2017-18, before electing to redshirt. He scored 11 points vs. Houston Baptist. A homeschooled student who shined for Nashville Central Christian, Hollander burst on the scene in the summer of 2016, getting a flurry of offers during the July period. The 6-8 forward was a two-time Pete Maravich Player of the Year Award, given to the nation's best homeschooled high school basketball player. He averaged 27.3 points per game as a senior, leading the state of Tennessee in scoring one year after Bruin teammate Nick Hopkins pulled the feat. Hollander scored a season-high 17 points vs. George Mason (11/27/20), including a clutch 3-pointer, and posted a career-high 13 rebounds vs. Queens (NC) (11/28/20).

TATE-R TOTS

Junior Tate Pierson is another seasoned wing option for the Belmont coaching staff. A trusted resource for Coach Alexander who can play the 2, 3 or 4 positions, Pierson appeared in all 33 games last season and was on the floor for the final sequence of the OVC Championship. After redshirting in 2018, Pierson saw action in 28 games for Coach Byrd as a freshman.. The 6-6 guard can defend perimeter players and posts, offering roster flexibility for the coaching staff. Pierson has a season-high 12 points vs. Carson-Newman (12/11/19) and was among OVC leaders in effective field goal percentage (.625). Another Belmont academic All-OVC honoree, Pierson was a Tennessee high school state champion in hurdles. Pierson scored 12 vs. C-N (12/11/19).

**THE GOOD SHEPPARD**

Few players on this year's Belmont team are more prepared to take a step forward than sophomore Ben Sheppard. The 6-6 guard appeared in 32 games as a freshman, emerging as one of the most valued two-way players on last season's OVC Championship team. With the graduation of Michael Benkert, Sheppard emerges as Belmont's top perimeter defender able to be impactful on and off the ball. The Atlanta native had three double figure scoring games as a freshman, including a career-high 18 points vs. Carson-Newman (12/11/19). While Sheppard is an engaging personality with a perpetual smile on his face, he is a fierce competitor and among Coach Alexander's most trusted players. Sheppard played point guard in high school, and is capable of playing 1 through 4 for the Bruins.

THE SIBERIAN BULL

Sophomore Derek Sabin conjures images of Rocky IV character Ivan Drago, both in terms of appearance and imposing physical stature. Sabin made 18 game appearance as a freshman in 2019 for Coach Byrd. With the addition of graduate transfer Tyler Scanlon prior to last season, Sabin elected to redshirt. The forward answered the bell when called upon during the 2019 OVC Championship, providing six points on 3-for-3 shooting off the bench in 10 minutes. Coach Alexander envisions the 6-9 forward to be an inside force and energy spark on both ends of the floor, using his strength and shooting touch to his advantage. Sabin posted a career-high five rebounds vs. Howard (11/26/20).

SAVED BY THE BELLINGER

Sophomore EJ Bellinger will see an increased role this season. The 6-4 guard made 10 game appearances last season, posting a season-high nine points vs. High Point (11/18/19). Bellinger hails from St. Peter's, Missouri, where he twice earned Missouri Class 5A All-State honors. He averaged 25.5 points, 8.0 rebounds, 3.0 assists, 1.8 steals and 0.8 blocked shots per game as a senior at Fort Zumwalt South High School en route to St. Louis Post-Dispatch All-Metro honors. He had 8-4-1 vs. George Mason (11/27/20).

MAKING HIS LISTAU, CHECKING IT TWICE

Sophomore Mitch Listau returns as another Bruin perimeter playing primed for added playing time. The Wisconsin native averaged 2.8 points per game in 30 game appearances last season, making at least one 3-point field goal in 11 games. He posted four double figure scoring games last season, including a season-high 11 points at UT Martin (1/11/20). Listau was named three-time WBCA Wisconsin All-State and 2018 AP Wisconsin All-State.

TIME TO GIVE SHANKS

Freshman Michael Shanks is the prototypical 'glue-guy' who does whatever it takes to help his team win. The 6-6 forward elected to redshirt last season, affording him the opportunity to learn the Belmont offense and heal from a 2019 late summer leg injury. Team-oriented and selfless, Shanks was named 2018 & 2019 Arkansas Class 6A All-State after averaging 13.4 points and 7.4 rebounds per game as a senior for Bentonville High School; the same school that produced former Bruin Nick Smith ('17).

WOODSTOCK

Few Bruins have joined the Belmont program following a more decorated high school senior season than freshman JaCobi Wood. The 6-2 guard emerged as one of the top perimeter players in the Southeast as he averaged 29.0 points, 5.7 rebounds, 5.0 assists and 2.7 steals per game for Cleveland High School en route to 2020 Tennessee Class AAA Mr. Basketball honors. Wood joined former All-American Vincent Yarbrough (1998) as second Tennessee Mr. Basketball from Cleveland. The dynamic floor general led Cleveland to its best season in program history; 33-1 record, No. 1 ranking in state of Tennessee. Wood went over 1,000 career points during a 50-point game vs. Chestier (GA) High School, and he later broke his own school single-game scoring record with 53 points vs. Cookeville. Wood went 119-16 record in high school career. Wood had a career-high 21 points vs. Howard (11/26/20).

BRAINS AND BRAUNS

He has the same first name, same initials and six letter last name starting with 'B' and ending with 'S'; so if freshman post Even Brauns approaches the production, consistency and winning of two-time Belmont All-American Evan Bradds, Belmont will be all smiles. Ranked as the No. 2 prospect in the state of Iowa Class of 2020 by ESPN.com, Brauns averaged 15.6 points and 7.3 rebounds per game as a senior leading Iowa City West to 22-3 record. He was named Iowa All-State by the IPSWA and the *Des Moines Register*. Coach Alexander says Brauns, who will provide frontcourt depth to Muszynski and Sabin, is among the most physically ready to play freshman post players he's ever coached.

LET'S BE FRANK

Freshman Frank Jakubicek (JACK-you-BEE-seck) is the latest Belmont forward to fit the mold: a rugged, versatile player with passing ability and outside shooting touch. Jakubicek averaged 15.0 points, 8.0 rebounds and 3.1 blocked shots per game as a senior for Cary-Grove High School in leading the program to a 31-3 record and a Chicago-area regional championship. The athletic 6-8 forward recorded 106 blocked shots and 45 dunks as a senior. His sisters Claire and Olivia, played college basketball at Indiana at Saint Louis, respectively. Jakubicek is considering a pre-med academic track at Belmont.

BRUIN BITS

- **Belmont in the 2019 rankings**
Mid-Major Top 25: 5
MMM Top 25: 17
2019 NET: 39
2019 RPI: 38
2019 KENPOM: 49
- Belmont University has won its conference's Academic All Sport Trophy 17 of the last 19 years (9 Atlantic Sun, 8 OVC).
- Belmont Basketball had 154 Academic All-Conference honorees since 2001. Seven of the last 10 A-Sun Male Student Athlete of the Year recipients were Belmont Basketball players.
- Belmont has posted a team GPA of 3.0 or higher 20 straight years.
- Belmont is the only program in the nation to earn academic distinction in the NCAA Academic Progress Rate (APR) report every year of existence. Belmont has scored a perfect 1000 every year since 2010, and head coach Casey Alexander is among the NCAA leaders in head coach APR score.
- **Seven of Belmont's top eight career scorers (NCAA era) earned Academic All-America honors** (Dylan Windler, Wes Burtner, Justin Hare, Adam Mark, J.J. Mann, Craig Bradshaw, Evan Bradds)
- Belmont University hosted the 2008 Presidential Town Hall Debate on October 7 in the Curb Event Center. President-elect Barack Obama debated John McCain; the proceedings were moderated by longtime NBC News anchor Tom Brokaw. Belmont will host the final presidential debate of the 2020 campaign season.
- Belmont's acclaimed music and music business programs have produced countless contributors to the local music scene. Among Belmont's notable alumni: Lee Ann Womack, Trisha Yearwood, Brad Paisley, Stephen Curtis Chapman, Melinda Doolittle and former baseball pitcher Brian Kelley of Florida Georgia Line.
- **1000 Point Club (NCAA era)**
Evan Bradds - 1,921
Ian Clark - 1,920
Wes Burtner - 1,833
Justin Hare - 1,761
Craig Bradshaw - 1,698
Dylan Windler - 1,687
Adam Mark - 1,574
J.J. Mann - 1,509
Kerron Johnson - 1,388
Amanze Egekeze - 1,350
Kevin McClain - 1,279
Adam Sonn - 1,241
Steve Drabyn - 1,237
Andy Wicke - 1,236
Brian Collins - 1,199
Mick Hedgepeth - 1,191
Matthew Dotson - 1,165
Josh Goodwin - 1,161
Taylor Barnette - 1,085
Nick Muszynski - 1,038



BASKETBALL

BELMONT

GAME NOTES



GAME FIVE • TENNESSEE STATE • DECEMBER 8

BELMONT'S RECORD WHEN...

Leading at the Half	3-0
Opponent Leads at the Half	0-1
Game is Tied at the Half	0-0
Leading with five minutes to play	3-0
Opponent leads with five to play	0-1
Game is tied with five to play	0-0
Leading with a minute to play	3-0
Opponent leads with one to play	0-1
Game is tied with one to play	0-0
Outrebounding an opponent	1-0
An opponent outrebounds BU	2-1
Rebounds are equal	0-0
Committing fewer than 15 turnovers	2-1
Committing 15 or more turnovers	1-0
Forcing 15 or more turnovers	2-1
Forcing fewer than 15 turnovers	1-0
Shooting less than .300 from the floor	0-0
Shooting .300-.399 from the floor	0-1
Shooting .400-.499 from the floor	1-0
Shooting .500 or better from the floor	2-0
Opponent shoots less than .300	0-0
Opponent shoots .300-.399	1-0
Opponent shoots .400-.499	2-0
Opponent shoots .500 or better	0-1
Shooting less than .300 from 3-pt	2-1
Shooting .300-.399 from 3-pt	0-0
Shooting .400-.499 from 3-pt	1-0
Shooting .500 or better from 3-pt	0-0
Opponent shoots less than .300 from 3-pt ..	2-0
Opponent shoots .300-.399 from 3-pt	1-0
Opponent shoots .400-.499 from 3-pt	0-1
Opponent shoots .500 or better from 3-pt ..	0-0
Attempt 25 or more 3-pt. FGs	2-1
Attempt fewer than 25 3-pt. FGs	1-0
Shooting .700 or better from FT line	2-1
Shooting less than .700 from FT line	1-0
Opponent shoots .700 or better from FT	1-1
Opponent shoots less than .700 from FT	2-0
Attempt 25 or more free throws	0-1
Attempt fewer than 25 free throws	3-0
Scoring 70 or more points	3-1
Scoring fewer than 70 points	0-0
Scoring 40-49 points	0-0
Scoring 50-59 points	0-0
Scoring 60-69 points	0-0
Scoring 70-79 points	2-0
Scoring 80-89 points	0-1
Scoring 90-99 points	1-0
Scoring 100+ points	0-0
Game margin is six points or less	0-0
Game margin is 7-9 points	0-0
Game margin is 10-15 points	2-1
Game margin is 16-19 points	0-0
Game margin is 20+ points	1-0
Game decided in overtime	0-0

Record Breakdown

By Month

November	3-0
December	0-1
January	0-0
February	0-0
March	0-0

By Day

Monday	0-0
Tuesday	0-0
Wednesday	0-0
Thursday	1-0
Friday	1-0
Saturday	1-1
Sunday	0-0

CURB EVENT CENTER RECORDS

Team	
Points, Game:	109, Belmont vs. ECU (1/12/19)
by opponent	96, Murray State (2/6/14)
96, Samford (12/5/20)	
Points, Half:	117, Detroit Mercy vs. HBU (11/19/17)
64, Belmont vs. Campbell (1/2/06)	
by opponent	64, Belmont vs. ECU (1/12/19)
67, ETSU (1/23/10)	
Points, Combined:	202 (109-93, vs. ECU) (1/12/19)
227, Detroit Mercy vs. HBU (11/19/17)	
FG Made:	42, Belmont vs. Fisk (12/4/07)
42, Belmont vs. Brescia (11/26/13)	
by opponent	33, Austin Peay (11/17/08)
40, Detroit Mercy vs. HBU (11/19/17)	
FG Attempts:	79, Belmont vs. Mercer (1/7/07)
by opponent	77, Mercer (2/6/09)
83, Detroit Mercy vs. HBU (11/19/17)	
FG Percentage	638 (30-47), Belmont vs. JSU (1/2/14)
by opponent	643, Stetson (2/3/05)
3PT FGs Made:	20, Belmont vs. TSU (2/24/18)
by opponent	15, Stetson (1/14/12)
3PT FGs Made, Half:	14, Belmont vs. UTM (1/5/17)
3PT FG Attempts: 39, Belmont vs. Kennesaw St. (12/1/11)	
by opponent	35, ECU (1/12/19)
43, Detroit Mercy vs. HBU (11/19/17)	
3PT FG Pct.	708 (17-24), Belmont vs. JSU (1/29/15)
by opponent	667, Wright State (12/11/14)
FT Made:	35, Belmont vs. Morehead State (1/31/13)
by opponent	28, Chattanooga (12/18/04)
28, Jacksonville (2/5/05)	
32, HBU vs. Detroit Mercy (11/19/17)	
FT Attempts:	50, Belmont v. ETSU (1/23/10)
by opponent	46, TSU (1/24/16)
48, HBU vs. Detroit Mercy (11/19/17)	
FT Pct.	1,000 (15-15), Belmont vs. UNF (2/11/06)
by opponent	933, Gardner-Webb (1/22/04)
Rebounds	60, Belmont vs. Fisk (11/20/06)
by opponent	50, Florida Atlantic (2/7/04)
50, Vanderbilt (11/21/03)	
Assists:	33, Belmont vs. Carson-Newman (12/11/19)
by opponent	21, FGCU (2/2/08)
Steals:	18, Belmont vs. FGCU (1/28/11)
by opponent	17, Troy State (2/15/04)
Blocks	9, four times
most recent vs. Lipscomb (1/31/06)	
by opponent	11, Georgia State (2/28/04)
Turnovers:	23, Belmont vs. Fisk (11/20/06)
by opponent	29, FGCU (1/28/11)
Fouls, Combined:	57 (vs. TSU) (1/24/16)
Margin of victory	57, Belmont vs. Fisk (12/4/07)
Individual	
Points:	38, Alex Renfro, vs. Jacksonville (2/28/09)
by opponent:	33, Keron DeShields, TSU (1/24/16)
39, Corey Allen, Detroit Mercy vs. HBU (11/19/17)	
FG Made:	14, Dylan Windler vs. Morehead (2/17/18)
by opponent:	12, Kevin Tigges, ETSU (1/17/08)
FG Attempts: 24, Alex Renfro, vs. Jacksonville (2/28/09)	
by opponent:	23, James Florence, Mercer (1/26/09)
FG Pct.	1,000, Evan Bradds, vs. TSU (2/25/17)
by opponent: 1,000, Rob Marberry, Lipscomb (11/29/16)	
3FG Made:	10, Andy Wickes, vs. GWU (2/15/07)
10, Nick Smith vs. UTM (1/5/17)	
by opponent	7, Jordan Cyphers, TSU (1/19/13)
7, Nate Engesser, Denver (11/26/14)	
7, Torrance Rowe, TTU (2/20/16)	
7, Matej Kavas, Seattle vs. Detroit Mercy (11/18/17)	
7, Corey Allen, Detroit Mercy vs. HBU (11/19/17)	
3FG Att:	14, Jese Snyder, vs. Stetson (2/3/05)
14, Jordan Campbell vs. MTSU (12/7/10)	
by opponent	15, Torrance Rowe, TTU (2/20/16)
3FG PCT (min 3)	
1,000, Drew Windler vs. Brescia (11/26/13)	
Justin Hare, vs. Wright St (11/19/05)	
FT Made:	19, Keron Johnson vs. Morehead St. (1/31/13)
by opponent:	12, David Barlow, IUPUI (12/4/06)
12, Josh Slater, Lipscomb (1/26/10)	
12, Corey Walden, ECU (1/25/14)	
FT Att:	21, Alex Renfro, vs. Jacksonville (2/28/09)
21, Keron Johnson vs. Morehead State (1/31/13)	
by opponent: 16, DeAndre Kane, Marshall (12/29/11)	
16, Tahjere McCall, TSU (1/24/16)	
FT PCT:	1,000 (12-12) Keron Johnson, vs. JSU (3/2/13)
Rebounds:	23, Terry Taylor, Austin Peay (2/8/20)
by Belmont 20, Dylan Windler vs. Morehead (2/17/18)	
Assists:	12, Alex Renfro vs. Fisk (12/4/07)
by opponent:	12, Patrick Miller, TSU (1/19/13)
Steals:	7, Brian Collins vs. Lipscomb (1/31/06)
7, Keron Johnson v. Morehead State (1/31/13)	
by opponent	7, Brian Fisk, Lipscomb (1/31/06)
7, Rob Lewin, Troy State vs. GSU (3/4/04)	
7, Ledell Eckles, Campbell (2/17/07)	
Blocked Shots:	7, Andrew Preston, vs. FAU (1/25/05)
by opponent	7, Calvin Henry, Mercer (1/7/07)
Turnovers:	10, Jeff Smith, Mercer (2/25/10)
by Belmont	9, Austin Luke, vs. MTSU (12/14/16)
Top Crowds	
1. Belmont v. Vanderbilt (11/13/17)	5266
2. Belmont v. Lipscomb (1/6/12)	5227
3. Belmont v. Lipscomb (1/13/11)	5123
T4. Belmont v. Tennessee State (2/24/18)	5074
T4. Belmont v. Tennessee Tech (2/20/16)	5074
T4. Belmont v. Lipscomb (1/12/07)	5074
7. Belmont v. Vanderbilt (11/21/03)	5073
8. Belmont v. Lipscomb (2/22/08)	5072
9. Belmont v. Ohio (2/23/13)	4813
10. Belmont v. No. 24 VCU (12/1/13)	4811

PROGRAM AWARDS & HONORS

Postseason Appearances (NCAA era)	14
NCAA 9 ('06, '07, '08, '11, '12, '13, '15, '19, '20)	
NIT	4 ('04, '14, '16, '17)
CIT	1 ('09)
Conference Championships (NCAA era) ...	19
Regular season	11
('06, '08, '10, '11, '12, '13, '14, '16, '17, '19, '20)	
Tournament	8
('06, '07, '08, '11, '12, '13, '15, '20)	
NCAA All-America	
Robert Barnes (College Division)	1956
Evan Bradds (University Division)	2016, 2017
Ian Clark (University Division)	2013
J.J. Mann (University Division)	2014
Alex Renfro (University Division)	2009
Adam Sonn (University Division)	2003
Naismith Men's College Player of the Year	
Ian Clark - Candidate	2013
Lou Henson National Player of the Year	
Ian Clark - Finalist	2013
All-District	
Evan Bradds	2015, 2016, 2017
Craig Bradshaw	2014, 2015, 2016
Ian Clark	2011, 2013
Amanze Egekeze	2018
Kerron Johnson	2012
Adam Kunkel	2020
J.J. Mann	2014
Kevin McClain	2019
Grayson Murphy	2020
Nick Muszynski	2020
Alex Renfro	2009
Adam Sonn	2003
Dylan Windler	2018, 2019
Freshman All-America	
Ian Clark	2010
Nick Muszynski	2019
OVC Player of the Year	
Evan Bradds	2016, 2017
Ian Clark (co)	2013
J.J. Mann	2014
Atlantic Sun Conference Player of the Year	
Alex Renfro	2009
Adam Sonn	2003
OVC Freshman of the Year	
Nick Muszynski	2019
Atlantic Sun Conference Freshman of the Year	
Ian Clark	2010
OVC Defensive Player of the Year	
Ian Clark	2013
Grayson Murphy	2020
Atlantic Sun Conference Defensive Player of the Year	
Ian Clark	2012
First Team All-OVC	
Evan Bradds	2016, 2017
Craig Bradshaw	2015, 2016
Ian Clark	2013
Amanze Egekeze	2018
Kerron Johnson	2013
Adam Kunkel	2020
Austin Luke	2017, 2018
J.J. Mann	2014
Kevin McClain	2019
Grayson Murphy	2020
Nick Muszynski	2019, 2020
Dylan Windler	2018, 2019
First Team All-Atlantic Sun	
Ian Clark	2011, 2012
Drew Hanlen	2012
Justin Hare	2007, 2008
Kerron Johnson	2012
Adam Mark	2003, 2004
Alex Renfro	2009
Adam Sonn	2002, 2003
OVC Tournament Most Valuable Player	
Taylor Barnette	2015
Kerron Johnson	2013
Nick Muszynski	2020
Atlantic Sun Tournament Most Valuable Player	
Shane Dansby	2008
Justin Hare	2006, 2007
Mick Hedgepeth	2011
Kerron Johnson	2012



#0 Even Brauns

Freshman • 6-9 • 250 • Iowa City, Iowa • Iowa City West HS

2020-21: Eight points vs. Queens (NC) (11/28/20) ... Four points vs. George Mason (11/27/20).

Prior to Belmont: Four-year letterwinner at Iowa City West High School for head coach Steve Bergman ... Heralded prep player ... Ranked No. 2 prospect in the state of Iowa Class of 2020 by ESPN.com and 24.7.com and No. 3 by Des Moines Register ... 2020 Iowa Print Sports Writers Association All-State ... 2020 Des Moines Register/Iowa City Press-Citizen All-Iowa Basketball Team ... 2020 Cedar Rapids Gazette All-Area Basketball Team ... McDonald's All-America Nominee ... Team captain ... Led Iowa City West to 22-3 record as a senior ... Averaged 15.6 points and 7.3 rebounds per game as a senior ... Averaged 11.0 points, 5.5 rebounds and 1.4 blocked shots per game on 68 percent field goal percentage shooting as a junior.



2020-21 Belmont Men's Basketball
Individual Game-by-Game
All games

Page 1/13
as of Dec 07, 2020

#0 BRAUNS, Even

Opponent	Date	GS	MIN	FG-FGA	PCT	3FG-3FGA	PCT	FT-FTA	PCT	Rebounds	PF	A	T/O	BLK	STL	PTS	AVG
vs Howard	11/26/2020		10:47	0-0	.000	0-0	.000	0-0	.000	0	0	0	0	0	0	0	0.0
vs George Mason	11/27/2020		04:33	1-3	.333	0-0	.000	2-3	.667	0	1	1	0.5	1	0	0	4.0
vs Queens (NC)	11/28/2020		07:38	4-5	.800	0-0	.000	0-0	.000	1	0	1	0.7	1	0	0	8.0
Samford	12/05/2020		03:28	0-0	.000	0-0	.000	0-0	.000	0	1	1	0.8	0	0	0	3.0
Totals		0	26:26	5-8	.625	0-0	.000	2-3	.667	1	2	3	0.8	4	0	0	12

Player Averages

Games Played	Minutes/game	Points/game	FG Pct	3FG Pct	FT Pct	Rebounds/game	Assists/game	Turnovers/game	Assist/Turnover ratio	Steals/game	Blocks/game
4	6.6	3.0	62.5	0.0	66.7	0.8	0.0	0.5	0.0	0.0	0.0

#1 Mitch Listau

Sophomore • 6-4 • 195 • Waunakee, Wis. • Waunakee HS

2020-21: Four minutes vs. Samford (12/5/20).

2019-20: 30 game appearances ... Three double-figure scoring games ... Shot 36 percent from three-point distance ... 11 points at UT Martin (1/11/20) ... 11 points, four rebounds, eight assists vs. Carson-Newman (12/11/19) ... 10 points, four rebounds vs. Kennesaw State (12/18/19) ... 10 points vs. SIUE (1/2/20) ... Nine points at TTU (1/30/20) ... Six points vs. Samford (11/11/19) ... Four points vs. Tennessee State (2/13/20) ... Three points at Boston College (11/16/19).

2018-19: Redshirt.

Prior to Belmont: Three-time WBCA Wisconsin All-State (2016, 2017 Division 2, 2018 Division 1) ... 2018 AP Wisconsin Third-Team All-State ... 2017 AP Wisconsin Second-Team All-State ... 2018 Wissports.net Senior Wing Award Finalist ... 2018 WBCA Division I All-Star ... Led WHS to 83-21 career record and 43-7 in Badger North conference games ... 1,829 career points ... Averaged 23.1 points, 5.1 rebounds and 3.0 assists per game as a senior on 54 percent shooting and 40 percent 3-point shooting ... Played AAU Basketball for Wisconsin Swing.



2020-21 Belmont Men's Basketball
Individual Game-by-Game
All games

Page 2/13
as of Dec 07, 2020

#1 LISTAU, Mitch

Opponent	Date	GS	MIN	FG-FGA	PCT	3FG-3FGA	PCT	FT-FTA	PCT	Rebounds	PF	A	T/O	BLK	STL	PTS	AVG
Samford	12/05/2020		03:36	0-2	.000	0-2	.000	0-0	.000	0	0	0	0.0	1	1	0	0.0
Totals		0	03:36	0-2	.000	0-2	.000	0-0	.000	0	0	0	0.0	1	1	0	0.0

Player Averages

Games Played	Minutes/game	Points/game	FG Pct	3FG Pct	FT Pct	Rebounds/game	Assists/game	Turnovers/game	Assist/Turnover ratio	Steals/game	Blocks/game
1	3.6	0.0	0.0	0.0	0.0	0.0	0.0	1.0	0.0	1.0	0.0

Career-high (year)	Season-high
Pts. 8 vs. Queens (11/28/20)	Same
Rebs. *1 vs. Samford (12/5/20)	Same
Asst. --	--
Blks. --	--
Stls. --	--
FGs 4 vs. Queens (11/28/20)	Same
FGAs 5 vs. Queens (11/28/20)	Same
3FGs --	--
3FGA --	--
FTs 2 vs. George Mason (11/27/20)	Same
FTAs 3 vs. George Mason (11/27/20)	Same
Mins. 11 vs. Howard (11/26/20)	Same
*Most recent performance listed	

Career-high (year)	Season-high
Pts. *11 at UT Martin (1/11/20)	--
Rebs. *4 vs. Kennesaw St (12/18/19)	--
Asst. 8 vs. Carson-Newman (12/11/19)	1 vs. Samford (12/5/20)
Blks. *1 vs. Alabama (12/21/19)	--
Stls. *1 vs. Murray St (2/6/20)	--
FGs *4 at UT Martin (1/11/20)	--
FGAs 9 at UT Martin (1/11/20)	2 vs. Samford (12/5/20)
3FGs *3 at UT Martin (1/11/20)	--
3FGA *6 at UT Martin (1/11/20)	2 vs. Samford (12/5/20)
FTs 4 vs. SIUE (1/2/20)	--
FTAs 5 vs. SIUE (1/2/20)	--
Mins. 24 vs. Carson-Newman (12/11/19)	4 vs. Samford (12/5/20)
*Most recent performance listed	



#2 Grayson Murphy

Junior • 6-2 • 175 • Franklin, Tenn. • Independence HS

2020-21: Preseason All-OVC (*Blue Ribbon, Athlon, League office*) ... Lou Henson Award Watch List ... DC Paradise Jam All-Tournament Team ... 14-13-7-3 vs. Howard (11/26/20) ... 11-10-5 vs. George Mason (11/27/20) ... 9-11-5-2 vs. Queens (NC) (11/28/20).

2019-20: NABC All-District ... All-OVC First Team ... OVC Defensive Player of the Year ... OVC All-Tournament Team ... OVC Player of the Week (12/30/19) ... Preseason All-OVC (*Blue Ribbon, Athlon, League office*) ... OVC Commissioner's Honor Roll ... Among OVC leaders in nine statistical categories ... NCAA leader in rebounding from point guard position ... Fifth in NCAA in career assists among returning players ... Led OVC in five categories ... Second nationally in assist-to-turnover ratio (3.69) ... Third nationally in steals (86); Belmont single-season record ... Sixth nationally in steals per game (2.61) ... 10th nationally in total assists (203) ... Six double-doubles ... 23 points, 10 assists at Austin Peay (1/25/20) ... 19 points, eight rebounds, 12 assists, four steals at UT Martin (1/11/20) ... Nine points, eight rebounds, six assists at Boston College (11/16/19) ... 12 points, 13 rebounds, five assists at Lipscomb (11/20/19) ... 11 points, 11 rebounds, seven assists at Western Kentucky (12/28/19).



2020-21 Belmont Men's Basketball
Individual Game-by-Game
All games

Page 3/13
as of Dec 07, 2020

#2 MURPHY, Grayson

Opponent	Date	GS	MIN	FG-FGA	PCT	3FG-3FGA	PCT	FT-FTA	PCT	OFF	DEF	TOT	AVG	PF	A	T/O	BLK	STL	PTS	AVG
vs Howard	11/26/2020	*	27:25	6-9	.667	2-4	.500	0-0	.000	2	11	13	13.0	0	7	0	0	3	14	14.0
vs George Mason	11/27/2020	*	36:45	5-8	.625	1-1	1.000	0-0	.000	2	8	10	11.5	0	5	6	0	1	11	12.5
vs Queens (NC)	11/28/2020	*	36:06	4-9	.444	1-5	.200	0-1	.000	1	10	11	11.3	1	5	3	2	2	9	11.3
Samford	12/05/2020	*	36:45	5-11	.455	4-9	.444	3-4	.750	1	5	6	10.0	4	1	4	0	2	17	12.8
Totals			4 137:01	20-37	.541	8-19	.421	3-5	.600	6	34	40	10.0	5	18	13	2	8	51	12.8

Player Averages

Games Played	Minutes/ game	Points/ game	FG Pct	3FG Pct	FT Pct	Rebounds/ game	Assists/ game	Turnovers/ game	Assist/Turnover ratio	Steals/ game	Blocks/ game
4	34.3	12.8	54.1	42.1	60.0	10.0	4.5	3.3	1.4	2.0	0.5

#3 Luke Smith

Junior • 6-0 • 175 • Knoxville, Tenn. • Sewanee

2020-21: Preseason OVC Newcomer of the Year (*Blue Ribbon*) ... DC Paradise Jam MVP ... OVC Newcomer of the Week (11/30/20) ... 24 points vs. Samford (12/5/20) ... 20 points, three steals vs. Howard (11/26/20) ... 16 points, four steals vs. George Mason (11/27/20) ... 18 points, three steals vs. Queens (NC) (11/28/20).

2019-20: Dean's List ... Sat out in accordance with NCAA transfer rules.

Prior to Belmont: Spent two seasons at the University of the South (Sewanee) ... Scored 965 points and two-time All-SAA performer ... Led SAA in scoring as a sophomore (20.1) ... Led Sewanee to 22-7 record and program's first NCAA Division III Tournament appearance since 1998 ... NABC & D3Hoops All-South District ... 2019 SAA Tournament MVP ... Career-high 40 points vs. Berry in SAA Tournament ... Game-high 23 points in SAA Championship victory over Centre ... Played for Belmont director of basketball operations Mick Hedgepeth ... 2017 Tennessee Mr. Basketball Finalist at Knoxville Catholic.



2020-21 Belmont Men's Basketball
Individual Game-by-Game
All games

Page 4/13
as of Dec 07, 2020

#3 SMITH, Luke

Opponent	Date	GS	MIN	FG-FGA	PCT	3FG-3FGA	PCT	FT-FTA	PCT	OFF	DEF	TOT	AVG	PF	A	T/O	BLK	STL	PTS	AVG
vs Howard	11/26/2020	*	34:44	7-11	.636	3-6	.500	3-4	.750	0	2	2	2.0	1	2	2	0	3	20	20.0
vs George Mason	11/27/2020	*	38:18	5-10	.500	2-6	.333	4-5	.800	0	0	0	1.0	2	4	2	0	4	16	18.0
vs Queens (NC)	11/28/2020	*	37:04	6-11	.545	4-9	.444	2-2	1.000	0	1	1	1.0	3	3	3	0	3	18	18.0
Samford	12/05/2020	*	35:29	8-18	.444	5-12	.417	3-4	.750	0	0	0	0.8	3	4	0	0	1	24	19.5
Totals			4 145:35	26-50	.520	14-33	.424	12-15	.800	0	3	3	0.8	9	13	7	0	11	78	19.5

Player Averages

Games Played	Minutes/ game	Points/ game	FG Pct	3FG Pct	FT Pct	Rebounds/ game	Assists/ game	Turnovers/ game	Assist/Turnover ratio	Steals/ game	Blocks/ game
4	36.4	19.5	52.0	42.4	80.0	0.8	3.3	1.8	1.9	2.8	0.0

Career-high (year)

Pts.	23 at Austin Peay (1/25/20)	Season-high	17 vs. Samford (12/5/20)
Rebs.	*13 vs. Howard (11/26/20)	Same	
Asst.	16 at UT Martin (2/28/19)	7 vs. Howard (11/26/20)	
Blks.	2 vs. Queens (11/28/20)	Same	
Stls.	*7 at ECU (2/22/20)	3 vs. Howard (11/26/20)	
FGs	10 at Austin Peay (1/25/20)	6 vs. Howard (11/26/20)	
FGAs	18 at Austin Peay (1/25/20)	11 vs. Samford (12/5/20)	
3FGs	5 vs. WKU (12/19/18)	4 vs. Samford (12/5/20)	
3FGA	9 vs. Samford (12/5/20)	Same	
FTs	4 at Lipscomb (11/15/18)	3 vs. Samford (12/5/20)	
FTAs	7 at Lipscomb (11/15/18)	4 vs. Samford (12/5/20)	
Mins.	*37 vs. George Mason (11/27/20)	Same	

*Most recent performance listed

Career-high (year)

Pts.	40 vs. Berry (2/23/19)	Season-high	24 vs. Samford (12/5/20)
Rebs.	9 vs. Piedmont (11/29/17)	2 vs. Howard (11/26/20)	
Asst.	10 vs. Oglethorpe (2/9/18)	*4 vs. Samford (12/5/20)	
Blks.	*1 vs. Hendrix (2/22/19)	--	
Stls.	6 vs. Emory (11/28/18)	4 vs. George Mason (11/27/20)	
FGs	*10 vs. Berry (2/23/19)	8 vs. Samford (12/5/20)	
FGAs	22 at Berry (1/11/19)	18 vs. Samford (12/5/20)	
3FGs	8 vs. Berry (2/23/19)	5 vs. Samford (12/5/20)	
3FGA	*12 vs. Samford (12/5/20)	Same	
FTs	12 vs. Berry (2/23/19)	4 vs. George Mason (11/27/20)	
FTAs	14 vs. Berry (2/23/19)	5 vs. George Mason (11/27/20)	
Mins.	43 at MacMurray (12/30/17)	38 vs. George Mason (11/27/20)	

*Most recent performance listed



#10 Caleb Hollander

Junior • 6-8 • 235 • Nashville, Tenn. • Nashville Cent. Christian

2020-21: 17 points vs. George Mason (11/27/20) ... Nine points, career-high 13 rebounds vs. Queens (NC) (11/28/20).

2019-20: OVC Commissioner's Honor Roll ... 29 game appearances ... Five double-figure scoring games, all in OVC ... 14 points vs. Austin Peay (2/8/20) ... 13 points at SEMO (1/9/20) ... 12 points, three steals at JSU (2/1/20) ... 12 points at Tennessee Tech (1/30/20) ... 10 points, seven rebounds at UT Martin (1/11/20).

Prior to Belmont: Four-year letterwinner at Nashville Central Christian for head coach Mc Morel ... Homeschooled ... Emerged as one of the top prep players in the state of Tennessee ... Led state of Tennessee in scoring (27.3) as a senior, one year after Bruin teammate Nick Hopkins pulled the feat ... Two-time Pete Maravich Player of the Year Award, given to the nation's best homeschooled high school basketball player ... Four-time NCHBC All-American ... Scored over 3,500 career points.2020-21 Belmont Men's Basketball
Individual Game-by-Game
All gamesPage 5/13
as of Dec 07, 2020

#10 HOLLANDER, Caleb

20 HOLLANDER, Caleb																					
Opponent	Date	GS	MIN	Total		3-Pointers		Free throws		Rebounds				PF	A	T/O	BLK	STL	PTS	AVG	
				FG	FGA	PCT	3FG	3FGA	PCT	FT	FTA	PCT	OFF	DEF	TOT	AVG					
vs Howard	11/26/2020	*	20:50	3-6	.500	0-2	.000	0-0	.000	1	1	2.0	3	1	1	2.0	3	1	1	6	6.0
vs George Mason	11/27/2020	*	28:19	5-7	.714	3-4	.750	4-5	.800	0	1	1	1.5	3	1	1	0	1	0	17	11.5
vs Queens (NC)	11/28/2020	*	31:09	3-10	.300	1-7	.143	2-2	1.000	2	11	13	5.3	1	3	0	1	1	9	10.7	
Samford	12/05/2020	*	14:55	1-4	.250	0-3	.000	0-0	.000	3	2	5.3	2	0	1	0	0	1	0	2	8.5
Totals			4 95:13	12-27	.444	4-16	.250	6-7	.857	6	15	21	5.3	9	5	3	0	1	34	8.5	

Player Averages

Games Played	Minutes/game	Points/game	FG Pct	3FG Pct	FT Pct	Rebounds/game	Assists/game	Turnovers/game	Assist/Turnover ratio	Steals/game	Blocks/game
4	23.8	8.5	44.4	25.0	85.7	5.3	1.3	0.8	1.7	0.3	0.0

#11 Michael Shanks

Freshman • 6-6 • 205 • Bentonville, Ark. • Bentonville HS

2020-21: Two minutes vs. Samford (12/5/20).

2019-20: Redshirt.

Prior to Belmont: Letterwinner at Bentonville High School for head coach Dick Rippee ... Versatile wing with high motor ... 2018 & 2019 Arkansas Class 6A All-State ... 2018 & 2019 Arkansas Class 6A All-State tournament team ... Led GAC to 2018 Georgia Class AAA state championship ... Northwest Arkansas All-Region NWAOnline.com ... Averaged 13.4 points and 7.4 rebounds per game as a senior ... Averaged 12.9 points and 6.4 rebounds per game on 59 percent shooting as a junior ... Outdoorsman; enjoys fishing and hunting ... Played at same high school as former Bruin Nick Smith ('17)2020-21 Belmont Men's Basketball
Individual Game-by-Game
All gamesPage 6/13
as of Dec 07, 2020

#11 SHANKS, Michael

Opponent	Date	GS	MIN	Total FG-FGA	PCT	3FG-3FGA	PCT	Free throws FT-FTA	PCT	Rebounds OFF DEF TOT	AVG	PF	A	T/O	BLK	STL	PTS	AVG
Samford	12/05/2020		02:34	0-0	.000	0-0	.000	0-1	.000	0	1	1	1.0	0	0	0	0	0.0
Totals			0 02:34	0-0	.000	0-0	.000	0-1	.000	0	1	1	1.0	0	0	0	0	0.0

Player Averages

Games Played	Minutes/game	Points/game	FG Pct	3FG Pct	FT Pct	Rebounds/game	Assists/game	Turnovers/game	Assist/Turnover ratio	Steals/game	Blocks/game
1	2.6	0.0	0.0	0.0	0.0	1.0	0.0	0.0	0.0	0.0	0.0

Career-high (year)

Pts.	22 vs. Morehead St (1/10/19)	Season-high	17 vs. George Mason (11/27/20)
Rebs.	13 vs. Queens (11/28/20)	Same	Same
Asst.	3 vs. Queens (11/28/20)	Same	Same
Blks.	*1 at TSU (2/29/20)	--	--
Stls.	4 at Samford (11/29/18)	1 vs. Queens (11/28/20)	
FGs	9 vs. Morehead St (1/10/19)	5 vs. George Mason (11/27/20)	
FGAs	16 vs. Morehead St (1/10/19)	10 vs. Queens (11/28/20)	
3FGs	*4 vs. Morehead St (1/10/19)	3 vs. George Mason (11/27/20)	
3FGA	10 vs. Morehead St (1/10/19)	4 vs. George Mason (11/27/20)	
FTs	4 vs. George Mason (11/27/20)	Same	
FTAs	5 vs. George Mason (11/27/20)	Same	
Mins.	*31 vs. Queens (11/28/20)	Same	

*Most recent performance listed

Career-high (year)

Pts.	--	Season-high	--
Rebs.	1 vs. Samford (12/5/20)	Same	
Asst.	--	--	
Blks.	--	--	
Stls.	--	--	
FGs	--	--	
FGAs	--	--	
3FGs	--	--	
3FGA	--	--	
FTs	--	--	
FTAs	--	--	
Mins.	2 vs. Samford (12/5/20)	Same	

*Most recent performance listed



#12 EJ Bellinger

Sophomore • 6-4 • 195 • St. Peters, Mo. • Fort Zumwalt South HS

2020-21: Eight points, four rebounds vs. George Mason (11/27/20) ... Six points, five rebounds vs. Howard (11/26/20).

2019-20: 10 game appearances ... Nine points, four rebounds vs. High Point (11/18/19) ... Five points vs. Carson-Newman (12/11/19) ... Four points, two rebounds, two assists at SEMO (1/9/20) ... Two points vs. Kennesaw State (12/18/19).

Prior to Belmont: Four year letterwinner at Fort Zumwalt South High School for head coach Bill Friedel ... Combo guard with great range and pace ... Two-time Missouri Class 5A All-State from USA Today and Missouri Basketball Coaches Association ... 2019 St. Louis All-Metro Team St. Louis Post-Dispatch ... Over 2,000 career points in high school; all-time leading scorer in FZSHS history ... Led Bulldogs to 2018 Missouri Class 5A Sectional Championship ... Averaged 25.5 points, 8.0 rebounds, 3.0 assists, 1.8 steals and 0.8 blocked shots per game as a senior ... Played AAU basketball for Gateway Basketball.



2020-21 Belmont Men's Basketball
Individual Game-by-Game
All games

Page 7/13
as of Dec 07, 2020

#12 BELLINGER, EJ

Opponent	Date	GS	MIN	Total		3-Pointers		Free throws		Rebounds			PF	A	T/O	BLK	STL	PTS	AVG
				FG-FGA	PCT	3FG-3FGA	PCT	FT-FTA	PCT	OFF	DEF	TOT	AVG						
vs Howard	11/26/2020		22:39	1-10	.100	0-6	.000	4-5	.800	3	2	5	5.0	3	1	0	1	0	6.0
vs George Mason	11/27/2020		11:24	3-6	.500	2-3	.667	0-0	.000	2	2	4	4.5	2	0	0	1	8	7.0
vs Queens (NC)	11/28/2020		11:40	1-4	.250	0-2	.000	0-0	.000	1	0	1	3.3	0	1	0	0	2	5.3
Samford	12/05/2020		03:31	0-0	.000	0-0	.000	0-0	.000	0	0	0	2.5	1	0	0	0	0	4.0
Totals		0	49:14	5-20	.250	2-11	.182	4-5	.800	6	4	10	2.5	6	2	0	1	16	4.0

Player Averages

Games Played	Minutes/game	Points/game	FG Pct	3FG Pct	FT Pct	Rebounds/game	Assists/game	Turnovers/game	Assist/Turnover ratio	Steals/game	Blocks/game
4	12.3	4.0	25.0	18.2	80.0	2.5	0.5	0.0	2.0	0.3	0.3

#20 Tate Pierson

Junior • 6-6 • 210 • Brentwood, Tenn. • Brentwood Academy

2019-20: OVC Commissioner's Honor Roll ... 33 game appearances ... Among OVC leaders in effective field goal percentage (.625) ... Scored in 19 games ... Multiple 3-pointers in five games ... On floor for Tyler Scanlon's game-winning basket in OVC Championship (3/7/20) ... 12 points, 5-5 FG vs. Carson-Newman (12/11/19) ... Nine points vs. EIU (1/4/20) ... Nine points vs. Morehead St (1/18/20) ... Eight points, two rebounds vs. Samford (11/11/19) ... Eight points vs. JSU (2/15/20) ... Seven points at Lipscomb (11/20/19) ... Six points, five rebounds vs. High Point (11/18/19) ... Six points at Murray State (1/23/20) ... Five points vs. Murray State (2/6/20) ... Five points vs. Kennesaw State (12/18/19).

Prior to Belmont: Letterwinner at Brentwood Academy; Three-time Tennessee Division II-AA State Champion ... Three-time State Champion and Tennessee All-State in 110 and 300 meter hurdles ... High school teammate of Cavs guard Darius Garland.



2020-21 Belmont Men's Basketball
Individual Game-by-Game
All games

Page 8/13
as of Dec 07, 2020

#20 PIERSON, Tate

Opponent	Date	GS	MIN	Total FG-FGA	PCT	3FG-3FGA	PCT	Free throws FT-FTA	PCT	Rebounds OFF DEF TOT	AVG	PF	A	T/O	BLK	STL	PTS	AVG
Samford	12/05/2020		19:45	1-7	.143	1-6	.167	0-0	.000	0	2	2	2.0	2	0	0	3	3.0
Totals		0	19:45	1-7	.143	1-6	.167	0-0	.000	0	2	2	2.0	2	0	0	3	3.0

Player Averages

Games Played	Minutes/game	Points/game	FG Pct	3FG Pct	FT Pct	Rebounds/game	Assists/game	Turnovers/game	Assist/Turnover ratio	Steals/game	Blocks/game
1	19.8	3.0	14.3	16.7	0.0	2.0	0.0	0.0	0.0	0.0	0.0

Career-high (year)

Pts.	9 vs. High Point (11/18/19)	Season-high	8 vs. George Mason (11/27/20)
Rebs.	4 vs. High Point (11/18/19)		5 vs. Howard (11/26/20)
Asst.	*2 at SEMO (1/9/20)		*1 vs. Queens (11/28/20)
Blks.	1 vs. Howard (11/26/20)		Same
Stls.	1 vs. George Mason (11/27/20)		Same
FGs	4 vs. High Point (11/18/19)		3 vs. George Mason (11/27/20)
FGAs	*5 vs. Kennesaw St (12/18/19)		10 vs. Howard (11/26/20)
3FGs	2 vs. George Mason (11/27/20)		Same
3FGA	6 vs. Howard (11/26/20)		Same
FTs	4 vs. Howard (11/26/20)		Same
FTAs	5 vs. Howard (11/26/20)		Same
Mins.	23 vs. Howard (11/26/20)		Same

*Most recent performance listed

Career-high (year)

Pts.	12 vs. Carson-Newman (12/11/19)	Season-high	3 vs. Samford (12/5/20)
Rebs.	5 vs. High Point (11/18/19)		2 vs. Samford (12/5/20)
Asst.	*2 vs. TTU (2/27/20)		--
Blks.	*1 at ECU (2/22/20)		--
Stls.	3 vs. Samford (12/5/20)		Same
FGs	5 vs. Carson-Newman (12/11/19)		1 vs. Samford (12/5/20)
FGAs	7 vs. Samford (12/5/20)		Same
3FGs	*2 at Murray St (1/23/20)		1 vs. Samford (12/5/20)
3FGA	6 vs. Samford (12/5/20)		Same
FTs	3 vs. Lipscomb (12/3/19)		--
FTAs	4 vs. Lipscomb (12/3/19)		--
Mins.	21 vs. Carson-Newman (12/11/19)		--

*Most recent performance listed



#21 Derek Sabin

Sophomore • 6-9 • 230 • Slinger, Wis. • Slinger HS

2020-21: Five points, five rebounds vs. Howard (11/26/20).

2019-20: Dean's List ... Redshirt.

2018-19: OVC Commissioner's Honor Roll ... 18 game appearances ... Seven points at UT Martin (2/28/19) ... Six points, five rebounds vs. Trevecca (11/20/18) ... Six points in OVC Championship (3/9/19).

Prior to Belmont: Four-year letterwinner at Slinger High School for head coach Al Schieve ... 2018 AP Wisconsin All-State Honorable Mention ... 2018 WBCA Division II Wisconsin All-State... 2018 Milwaukee Journal Sentinel All-Area Boys' Basketball Team ... Averaged 19.8 points, 10.9 rebounds and 1.9 assists per game as senior.



2020-21 Belmont Men's Basketball
Individual Game-by-Game
All games

Page 9/13
as of Dec 07, 2020

#21 SABIN, Derek

Opponent	Date	GS	MIN	FG-FGA	Total PCT	3FG-3FGA	3-Pointers PCT	Free throws FT-FTA	Free throws PCT	Rebounds OFF DEF TOT	PF	A	T/O	BLK	STL	PTS	AVG		
vs Howard	11/26/2020		14:07	2-3	.667	0-1	.000	1-2	.500	1	4	5	5.0	3	1	0	5	5.0	
vs George Mason	11/27/2020		14:18	0-1	.000	0-1	.000	0-0	.000	0	2	2	3.5	2	0	2	0	2.5	
vs Queens (NC)	11/28/2020		14:30	0-1	.000	0-1	.000	0-0	.000	0	0	0	2.3	1	0	1	0	1.7	
Samford	12/05/2020		07:14	0-2	.000	0-1	.000	1-4	.250	0	1	1	2.0	0	0	0	0	1.5	
Totals		0	50:09	2-7	.286	0-4	.000	2-6	.333	1	7	8	2.0	6	1	3	1	6	1.5

Player Averages

Games Played	Minutes/game	Points/game	FG Pct	3FG Pct	FT Pct	Rebounds/game	Assists/game	Turnovers/game	Assist/Turnover ratio	Steals/game	Blocks/game
4	12.5	1.5	28.6	0.0	33.3	2.0	0.3	0.8	0.3	0.0	0.3

#22 Ben Sheppard

Sophomore • 6-6 • 185 • Atlanta, Ga. • GAC

2019-20: 32 game appearances ... OVC Freshman of the Week (12/16/19) ... Three double-figure scoring games ... Multiple rebounds in 24 games ... 18 points vs. Carson-Newman (12/11/19) ... 10 points, three rebounds at JSU (2/1/20) ... 10 points, three rebounds at EKU (2/22/20) ... Seven points, four rebounds vs. EKU (1/16/20) ... Three points, five rebounds at Boston College (11/16/19).

Prior to Belmont: Letterwinner at Greater Atlanta Christian for head coach David Eaton ... Impact player on both ends of the floor ... 2018 & 2019 Georgia Class AAA First Team All-State ... 2018 & 2019 Georgia All-Region Team ... Led GAC to 2018 Georgia Class AAA state championship ... 2018 Georgia Class AAA state championship game Most Valuable Player ... Over 1,000 career points ... Named 2019 Best Passer in Atlanta area by GwinnetDailyPost.com ... Averaged 17.2 points, 5.6 rebounds and 6.1 assists per game as a senior.



2020-21 Belmont Men's Basketball
Individual Game-by-Game
All games

Page 10/13
as of Dec 07, 2020

#22 SHEPPARD, Ben

				Total		3-Pointers		Free throws		Rebounds										
Opponent	Date	GS	MIN	FG-FGA	PCT	3FG-3FGA	PCT	FT-FTA	PCT	OFF	DEF	TOT	AVG	PF	A	T/O	BLK	STL	PTS	AVG
Samford	12/05/2020		11:22	0-1	.000	0-1	.000	0-0	.000	1	2	3	3.0	4	2	2	0	0	0	0.0
Totals		0	11:22	0-1	.000	0-1	.000	0-0	.000	1	2	3	3.0	4	2	2	0	0	0	0.0

Player Averages

Games Played	Minutes/game	Points/game	FG Pct	3FG Pct	FT Pct	Rebounds/game	Assists/game	Turnovers/game	Assist/Turnover ratio	Steals/game	Blocks/game
1	11.4	0.0	0.0	0.0	0.0	3.0	2.0	2.0	1.0	0.0	0.0

Career-high (year)

Pts.	7 at UT Martin (2/28/19)	Season-high	5 vs. Howard (11/26/20)
Rebs.	*5 vs. Howard (11/26/20)		Same
Asst.	*2 vs. SEMO (1/31/19)		1 vs. Howard (11/26/20)
Blks.	*1 vs. Howard (11/26/20)		Same
Stls.	--		--
FGs	3 vs. Murray State (3/9/19)		2 vs. Howard (11/26/20)
FGAs	6 at UT Martin (2/28/19)		3 vs. Howard (11/26/20)
3FGs	--		--
3FGA	*1 vs. Samford (12/5/20)		Same
FTs	*2 vs. SEMO (1/31/19)		*1 vs. Samford (12/5/20)
FTAs	4 vs. Samford (12/5/20)		Same
Mins.	15 vs. Queens (11/28/20)		Same

*Most recent performance listed

Career-high (year)

Pts.	18 vs. Carson-Newman (12/11/19)	Season-high	--
Rebs.	5 at Boston College (11/16/19)		3 vs. Samford (12/5/20)
Asst.	3 at Boston College (11/16/19)		2 vs. Samford (12/5/20)
Blks.	*1 vs. Kennesaw St (12/18/19)		--
Stls.	3 vs. Murray St (2/6/20)		--
FGs	6 vs. Carson-Newman (12/11/19)		--
FGAs	9 vs. Carson-Newman (12/11/19)		1 vs. Samford (12/5/20)
3FGs	3 vs. Carson-Newman (12/11/19)		--
3FGA	5 vs. Carson-Newman (12/11/19)		1 vs. Samford (12/5/20)
FTs	3 vs. Carson-Newman (12/11/19)		--
FTAs	6 vs. EKU (1/16/20)		--
Mins.	21 vs. High Point (11/18/19)		--

*Most recent performance listed



#24 JaCobi Wood

Freshman • 6-2 • 180 • Cleveland, Tenn. • Cleveland HS

2020-21: 21 points, four steals vs. Howard (11/26/20) ... 17 points vs. Samford (12/5/20) ... 15 points, four assists vs. Queens (11/28/20).

Prior to Belmont: Four-year letterwinner at Cleveland High School for head coach Reggie Tucker ... Emerged as one of the top perimeter players in the Southeast ... 2020 Tennessee Class AAA Mr. Basketball; joined former All-American Vincent Yarbrough (1998) as second Tennessee Mr. Basketball from Cleveland ... 2020 Tennessee Sports Writers Association All-State ... 2020 Chattanooga Times-Free Press Basketball Player of the Year ... 2020 Tennessee All-Region ... Team captain ... Led Cleveland to best season in program history; 33-1 record, No. 1 ranking in state of Tennessee ... Averaged 29.0 points, 5.7 rebounds, 5.0 assists and 2.7 steals per game as a senior ... Went over 1,000 career points during 50-point game vs. Chestier (GA) High School ... Later broke his own school single-game scoring record with 53 points vs. Cookeville ... Averaged 21 points per game as a junior ... 119-16 record in high school career.



2020-21 Belmont Men's Basketball
Individual Game-by-Game
All games

Page 11/13
as of Dec 07, 2020

#24 WOOD, JaCobi

Opponent	Date	GS	MIN	Total		3-Pointers		Free throws		Rebounds			PF	A	T/O	BLK	STL	PTS	AVG		
				FG	FGA	PCT	3FG	3FGA	PCT	FT	FTA	PCT	OFF	DEF	TOT	AVG					
vs Howard	11/26/2020	*	34:49	8-14	571	3-6	500	2-2	1.000	0	4	4	4	4	4.0	3	2	2	0	4	21.0
vs George Mason	11/27/2020	*	32:12	1-4	250	0-2	000	2-2	1.000	0	2	2	3.0	1	2	3	0	4	4	12.5	
vs Queens (NC)	11/28/2020	*	35:10	3-5	600	2-4	500	7-10	.700	0	3	3	3.0	3	4	5	0	15	13.3		
Samford	12/05/2020	*	32:46	2-8	250	0-6	000	13-15	.867	0	2	2	2.8	4	3	2	0	1	17	14.3	
Totals			4	134:57	14-31	.452	5-18	.278	24-29	.828	0	11	11	2.8	11	11	12	0	5	57	14.3

Player Averages

Games Played	Minutes/game	Points/game	FG Pct	3FG Pct	FT Pct	Rebounds/game	Assists/game	Turnovers/game	Assist/Turnover ratio	Steals/game	Blocks/game
4	33.7	14.3	45.2	27.8	82.8	2.8	2.8	3.0	0.9	1.3	0.0

#25 Frank Jakubicek

Freshman • 6-8 • 235 • Cary, Ill. • Cary-Grove HS

2020-21: Eight points vs. Howard (11/26/20).

Prior to Belmont: Three-year letterwinner at Cary-Grove High School for head coach Adam McCloud ... As a senior, led Cary-Grove to Fox Valley Conference-record 31-3 mark and program's first Chicago-area regional championship since 2001 ... 2020 Illinois Basketball Coaches Association All-State ... 2020 Illinois Associated Press Honorable Mention All-State ... 2020 Northwest Herald Player to Watch ... Two-time All-Conference ... Two-time All-Northwest Chicago ... Two-time Hinkle Holiday Classic All-Tournament Team ... Ed Molitor Thanksgiving Classic All-Tournament Team ... Lake Zurich MLK All-Tournament Team ... Second in school history in career points (1,153), first in rebounds (839) and blocked shots (264)... Listed among top players in Chicago area by NBC Sports Chicago, Chicago Sun Times and Northwest Herald ... Averaged 15.0 points, 8.0 rebounds and 3.1 blocked shots per game as a senior ... 106 blocked shots and 45 dunks as a senior ... Considering Pre-Med major.



2020-21 Belmont Men's Basketball
Individual Game-by-Game
All games

Page 12/13
as of Dec 07, 2020

#25 JAKUBICEK, Frank

25 JACOBSON, Frank																				
				Total		3-Pointers		Free throws		Rebounds										
Opponent	Date	GS	MIN	FG-FGA	PCT	3FG-3FGA	PCT	FT-FTA	PCT	OFF	DEF	TOT	AVG	PF	A	T/O	BLK	STL	PTS	AVG
vs Howard	11/26/2020		12:01	3-7	.429	1-5	.200	1-1	1.000	1	1	2	2.0	0	2	1	0	0	8	8.0
vs George Mason	11/27/2020		03:28	0-1	.000	0-1	.000	0-0	.000	0	1	1	1.5	1	0	0	0	0	0	4.0
vs Queens (NC)	11/28/2020		05:03	0-0	.000	0-0	.000	0-0	.000	0	1	1	1.3	0	0	0	0	0	0	2.7
Totals			0	20:32	3-8	.375	1-6	.167	1-1	1.000	1	3	4	1.3	1	2	1	0	8	2.7

Player Averages

Games Played	Minutes/game	Points/game	FG Pct	3FG Pct	FT Pct	Rebounds/game	Assists/game	Turnovers/game	Assist/Turnover ratio	Steals/game	Blocks/game
3	6.8	2.7	37.5	16.7	100.0	1.3	0.7	0.3	2.0	0.0	0.0

Career-high (year)

Pts. 21 vs. Howard (11/26/20)
Rebs. 4 vs. Howard (11/26/20)
Asst. 4 vs. Queens (11/28/20)
Blks. --
Stls. 4 vs. Howard (11/26/20)
FGs 8 vs. Howard (11/26/20)
FGAs 14 vs. Howard (11/26/20)
3FGs 3 vs. Howard (11/26/20)
3FGA *6 vs. Samford (12/5/20)
FTs 13 vs. Samford (12/5/20)
FTAs 15 vs. Samford (12/5/20)
Mins. *35 vs. Queens (11/28/20)

*Most recent performance listed

Season-high

Same
Same
Same
--
Same
Same
Same
Same
Same
Same
Same

Career-high (year)

Pts. 8 vs. Howard (11/26/20)
Rebs. 2 vs. Howard (11/26/20)
Asst. 2 vs. Howard (11/26/20)
Blks. --
Stls. --
FGs 3 vs. Howard (11/26/20)
FGAs 7 vs. Howard (11/26/20)
3FGs 1 vs. Howard (11/26/20)
3FGA 5 vs. Howard (11/26/20)
FTs 1 vs. Howard (11/26/20)
FTAs 1 vs. Howard (11/26/20)
Mins. 12 vs. Howard (11/26/20)

*Most recent performance listed

Season-high

Same
Same
Same
--
--
Same
Same
Same
Same
Same
Same



#33 Nick Muszynski

Junior • 6-11 • 235 • Pickerington, Ohio • St. Charles Prep

2020-21: Preseason All-OVC (Blue Ribbon, Athlon, League office) ... Lou Henson Award Watch List ... DC Paradise Jam All-Tournament Team ... 19 points vs. Samford (12/5/20) ... 17 points, went over 1,000 career points vs. George Mason (11/27/20) ... 15 points, five rebounds, became Belmont career blocked shot leader vs. Howard (11/26/20).

2019-20: 33 game appearances, 32 starts ... NABC All-District ... All-OVC First Team ... OVC Tournament Most Valuable Player ... OVC All-Tournament Team ... Lou Henson Award Candidate ... Mid-Major All-American ... Preseason OVC Player of Year (Blue Ribbon, Street & Smith) ... Preseason All-OVC (league office, Blue Ribbon, Athlon, Street & Smith, Lindy's) ... Preseason Mid-Major All-American, Jeff Goodman ... Top 11 Players to Watch, Andy Katz ... ESPN.com Players to Watch, Jay Bilas ... OVC Commissioner's Honor Roll ... 27 double figure scoring games ... Second in OVC and 16th nationally in field goal percentage (.596) ... 42nd nationally in field goals made (212) ... 25 points, eight rebounds vs. Murray State in OVC Championship (3/7/20) ... 25 points, 16 rebounds, five assists vs. Eastern Illinois (1/4/20) ... 23 points, seven rebounds vs. Tennessee Tech (2/27/20).



2020-21 Belmont Men's Basketball
Individual Game-by-Game
All games

Page 13/13
as of Dec 07, 2020

#33 MUSZYNSKI, Nick

95 ROZENSKI, NICK																					
Opponent	Date	GS	MIN	Total		3-Points		Free throws		Rebounds			PF	A	T/O	BLK	STL	PTS	AVG		
				FG-FGA	PCT	3FG-3FGA	PCT	FT-FTA	PCT	DEF	TOT	AVG									
vs Howard	11/26/2020	*	22:38	7-13	.538	0-3	.000	1-2	.500	3	2	5	5.0	0	1	2	2	1	15	15.0	
vs George Mason	11/27/2020	*	30:43	8-13	.615	0-1	.000	1-2	.500	1	4	5	5.0	1	1	3	0	17	16.0		
vs Queens (NC)	11/28/2020	*	21:40	5-8	.625	0-1	.000	2-4	.500	0	1	1	3.7	4	1	1	3	12	14.7		
Samford	12/05/2020	*	28:35	5-11	.455	0-1	.000	9-11	.818	2	2	4	3.8	2	0	1	0	19	15.8		
Totals			4	103:36	25-45	.556	0-6	.000	13-19	.684	6	9	15	3.8	7	3	7	5	1	63	15.8

Player Averages

Games Played	Minutes/game	Points/game	FG Pct	3FG Pct	FT Pct	Rebounds/game	Assists/game	Turnovers/game	Assist/Turnover ratio	Steals/game	Blocks/game
4	25.9	15.8	55.6	0.0	68.4	3.8	0.8	1.8	0.4	0.3	1.3

#42 Rilee Epley

Sophomore • 6-4 • 195 • Newburgh, Ind. • Harrison HS

2019-20: Dean's List ... Did not make any game appearances.

Prior to Belmont: Four-year letterwinner at William Henry Harrison High School for head coach Nathan Fleenor ... 2018 Indiana All-State ... 1,602 career points; fifth-most in history of Evansville, Indiana high school system ... Averaged 21.7 points, 6.5 rebounds per game on 59 percent field goal shooting as a senior ... Led Indiana Class 4A in 2-point field goals made as a senior ... Two-time team captain ... Among All-State Watch List by Hoosier Magazine ... Second-leading scorer in state of Indiana as a freshman ... Four-time All-State Academic ... Optimist Club Top 10 Student ... National Honor Society ... Class Valedictorian.

Career-high (year)

Pts.	30 at EWU (11/26/19)	Season-high	19 vs. Samford (12/5/20)
Rebs.	16 vs. Eastern Illinois (1/4/20)		5 vs. George Mason (11/27/20)
Asst.	*6 at Murray St (1/24/19)		*1 vs. Queens (11/28/20)
Blks.	5 at Lipscomb (11/15/18)		3 vs. Queens (11/28/20)
Stls.	*2 at TSU (2/29/20)		1 vs. Howard (11/26/20)
FGs	13 at EWU (11/26/19)		8 vs. George Mason (11/27/20)
FGAs	*18 vs. TSU (2/13/20)		*13 vs. George Mason (11/27/20)
3FGs	3 vs. Morehead St (1/18/20)		--
3FGA	*4 vs. Morehead St (1/18/20)		3 vs. Howard (11/26/20)
FTs	*9 vs. Samford (12/5/20)		Same
FTAs	11 vs. Samford (12/5/20)		Same
Mins.	*33 at Illinois St (11/6/19)		31 vs. George Mason (11/27/20)
*Most recent performance listed			

Career-high (year)

Pts.	--	Season-high	--
Rebs.	--		--
Asst.	--		--
Blks.	--		--
Stls.	--		--
FGs	--		--
FGAs	--		--
3FGs	--		--
3FGA	--		--
FTs	--		--
FTAs	--		--
Mins.	--		--
*Most recent performance listed			



Casey Alexander

Head Coach • Belmont, 1995 • Second season at Belmont

Casey Alexander was introduced as the 10th head men's basketball coach in program history Wednesday, April 10, 2019.

He begins his second season as head coach in 2020-21.

Inheriting the Bruin program from hall of fame coach Rick Byrd, Alexander led Belmont to Ohio Valley Conference regular season and tournament titles, and the program's ninth NCAA Tournament bid since 2006.

Alexander's 26 victories represented the most by any first-year head coach in NCAA Division I in 2019-20, and Belmont's victory at Boston College became the latest Power 5 Conference conquest.

When coupled with his final two seasons at Lipscomb, Alexander is one of only seven NCAA Division I head coaches (outside P5, Big East, AAC) to amass at least 78 victories over the last three seasons, joining John Becker (Vermont), Randy Bennett (St. Mary's (CA)), Mark Few (Gonzaga), Chris Jans (New Mexico State), Wes Miller (UNCG) and Craig Smith (Utah State).

Belmont ranked top 20 nationally in 11 statistical categories, including first in assists per game and total assists.

In addition, Belmont has received national Top 25 poll votes in nine of the last 10 seasons.

Sophomores Adam Kunkel, Grayson Murphy and Nick Muszynski earned All-OVC First Team honors, marking the fourth time and third consecutive year Belmont had three players earn first team all-conference honors in the same season.

Moreover, Murphy joined NBA Champion Ian Clark as the second Belmont player of the program's NCAA Division I era to earn conference defensive player of the year honors.

Alexander would be named finalist for the Hugh Durham Coach of the Year Award, Skip Prosser Man of the Year Award, and Tennessee Sports Writers Association (TSWA) Coach of the Year Award.

One of the most instrumental contributors to Belmont's ascension to national prominence in NCAA Division I and NAIA, Alexander, 47, spent six seasons as head coach at Lipscomb University. The Nashville native spearheaded a program renaissance, leading the Bisons to the best three-year stretch of their NCAA Division I era and the first NCAA Tournament appearance in school history. Lipscomb won 113 games during Alexander's tenure, including 72 over the final three campaigns. In addition, Lipscomb went 59-31 in Atlantic Sun Conference games and a sparkling 35-9 during the last three seasons.

Alexander led Lipscomb to a 29-8 record this past season, rewriting the program's record book from total wins, national top 25 poll votes and top 50 ranking in the inaugural NET ranking system. The Bisons won the Atlantic Sun Conference regular season championship and defeated Davidson, UNC Greensboro, North Carolina State and Wichita State in succession during an historic run to the 2019 Postseason NIT Championship game.

Earlier in the season, Lipscomb defeated No. 18 TCU for the program's first-ever victory over a nationally ranked opponent.

Lipscomb ranked top 25 nationally in numerous statistical categories, including scoring offense, scoring margin, assists per game, field goal percentage, free throws made, free throw percentage and defensive rebounding.

Alexander was named 2019 Atlantic Sun Coach of the Year, while Lipscomb senior Garrison Mathews garnered Associated Press All-America Honorable Mention and Atlantic Sun Player of the Year honors.

Alexander's program building has gained national acclaim from the coaching community and media members alike. He was named 2018 Skip Prosser Man of the Year by CollegeInsider.com. Named in honor of the former Xavier and Wake Forest coach, it is an award given annually to coaches who achieve success on the court and display moral integrity off it.

Three-point shooting was an area of strength during Alexander's tenure, as Lipscomb made 1,793 3-pointers over the course of six seasons.

Prior to Lipscomb, Alexander spent two seasons as head coach at Stetson University. Inheriting a program that spent the previous decade under

.500, Alexander led the Hatters to an 11-7 conference mark in Year 2; equaling the most league wins for Stetson since 1987.

Stetson center Adam Pegg earned the 2013 Atlantic Sun Conference Men's Basketball Scholar-Athlete of the Year award.

Prior to his first head coaching opportunity, Alexander spent two decades at Belmont; first as a player and later as a member of Rick Byrd's coaching staff.

A product of nearby Brentwood Academy, Alexander played point guard at Belmont from 1991-95. He compiled a 119-25 record as a player, and helped lead Belmont to the top of the NAIA. As a senior in 1995, Alexander directed the then-Rebels to a 37-2 record, a No. 1 national ranking and an appearance in the NAIA National Semifinals.

From there, he spent 16 seasons as part of Byrd's coaching staff. Belmont won 287 games with Alexander on staff. Over Alexander's final eight seasons, the Bruins tallied 172 victories, six postseason appearances (four NCAA Tournaments, one NIT, one CIT), four Atlantic Sun Conference regular season championships, four Atlantic Sun Conference tournament titles, a remarkable 132-41 record in Atlantic Sun play, and road victories over Missouri, Alabama, and Cincinnati.

Alexander's final season as a Byrd assistant in 2011 was arguably the finest in program history; Belmont went 30-5 and led the nation in scoring margin.

Alexander played an integral role in the recruitment and development of Belmont standouts, such as NBA Champion Ian Clark ('13), Kerron Johnson ('13), Drew Hanlen ('12), Alex Renfroe ('09) and Justin Hare ('08).

Alexander was inducted into the Belmont University Athletic Hall of Fame in 2005.

He received a bachelor's degree in physical education from Belmont in 1995 and a master's degree in sports management from Austin Peay in 1996.

Alexander and his wife, the former Sunni Dixon, also a 1995 Belmont graduate, are the parents of three children: Allie, Reed and Mason.

SINCE 2018, 78+ WINS AND THREE CONSECUTIVE CONFERENCE TITLES

ACTIVE NCAA DIVISION I HEAD COACH

CASEY ALEXANDER BELMONT
JOHN BECKER VERMONT
MARK FEW GONZAGA
TOM IZZO MICHIGAN STATE
CHRIS JANS NEW MEXICO STATE
JAY WRIGHT VILLANOVA



Casey Alexander - Career Record

Stetson University

11-12	9-20	.310	6-12	
12-13	15-16	.484	11-7	Most A-Sun wins since 1987

Lipscomb University

13-14	15-15	.500	10-8	
14-15	14-17	.452	7-7	
15-16	12-21	.364	7-7	
16-17	20-13	.606	11-3	School's 1st 20-win season since 2006
17-18	23-10	.697	10-4	NCAA, A-Sun Champions
18-19	29-8	.784	14-2	NIT Finalist, A-Sun Champions

Belmont University

19-20	26-7	.788	15-3	OVC Champions
20-21	3-1	.750	0-0	DC Paradise Jam Champions
Career	166-128	.565	91-53 (.632)	



2020-21 Belmont Men's Basketball Combined Team Statistics All games

Page 1/1
as of Dec 07, 2020

Game Records

Record	Overall	Home	Away	Neutral
ALL GAMES	3-1	0-1	0-0	3-0
CONFERENCE	0-0	0-0	0-0	0-0
NON-CONFERENCE	3-1	0-1	0-0	3-0

Score by Periods

Team	1st	2nd	OT	TOT
Belmont	165	163	0	328
Opponents	148	154	0	302

Team Box Score

No.	Player				Total		3-Point		F-Throw		Rebounds													
		GP-GS	MIN	AVG	FG-FGA	FG%	3FG-FGA	3FG%	FT-FTA	FT%	OFF	DEF	TOT	AVG	PF	DQ	A	TO	BLK	STL	PTS	AVG		
3	SMITH, Luke	4-4	145:35	36.4	26-50	.520	14-33	.424	12-15	.800	0	3	3	0.8	9	0	13	7	0	11	78	19.5		
33	MUSZYNSKI, Nick	4-4	103:36	25.9	25-45	.556	0-6	.000	13-19	.684	6	9	15	3.8	7	0	3	7	5	1	63	15.8		
24	WOOD, JaCobi	4-4	134:57	33.7	14-31	.452	5-18	.278	24-29	.828	0	11	11	2.8	11	0	11	12	0	5	57	14.3		
2	MURPHY, Grayson	4-4	137:01	34.3	20-37	.541	8-19	.421	3-5	.600	6	33	39	9.8	5	0	18	13	2	8	51	12.8		
10	HOLLANDER, Caleb	4-4	95:13	23.8	12-27	.444	4-16	.250	6-7	.857	6	15	21	5.3	9	0	5	3	0	1	34	8.5		
12	BELLINGER, EJ	4-0	49:14	12.3	5-20	.250	2-11	.182	4-5	.800	6	5	11	2.8	6	0	2	0	1	1	16	4.0		
20	PIERSON, Tate	1-0	19:45	19.8	1-7	.143	1-6	.167	0-0	.000	0	2	2	2.0	2	0	0	0	0	3	3	3.0		
0	BRAUNS, Even	4-0	26:26	6.6	5-8	.625	0-0	.000	2-3	.667	1	2	3	0.8	4	0	0	2	0	0	12	3.0		
25	JAKUBICEK, Frank	3-0	20:32	6.8	3-8	.375	1-6	.167	1-1	1.000	1	3	4	1.3	1	0	2	1	0	0	8	2.7		
21	SABIN, Derek	4-0	50:09	12.5	2-7	.286	0-4	.000	2-6	.333	1	7	8	2.0	6	0	1	3	1	0	6	1.5		
11	SHANKS, Michael	1-0	02:34	2.6	0-0	.000	0-0	.000	0-1	.000	0	1	1	1.0	0	0	0	0	0	0	0	0.0		
1	LISTAU, Mitch	1-0	03:36	3.6	0-2	.000	0-2	.000	0-0	.000	0	0	0	0.0	1	0	1	0	0	0	0	0.0		
22	SHEPPARD, Ben	1-0	11:22	11.4	0-1	.000	0-1	.000	0-0	.000	1	2	3	3.0	4	0	2	2	0	0	0	0.0		
Team											9	9	18					1						
Total		4	800		113-243	.465	35-122	.287	67-91	.736	37	102	139	34.8	65	0	58	51	9	30	328	82.0		
Opponents		4	800		111-249	.446	33-103	.320	47-70	.671	50	109	159	39.8	81	2	52	64	11	30	302	75.5		

Team Statistics

	BEL	OPP
Scoring	328	302
Points per game	82.0	75.5
Scoring margin	+6.5	-
Field goals-att	113-243	111-249
Field goal pct	.465	.446
3 point fg-att	35-122	33-103
3-point FG pct	.287	.320
3-pt FG made per game	8.8	8.3
Free throws-att	67-91	47-70
Free throw pct	.736	.671
F-Throws made per game	16.8	11.8
Rebounds	139	159
Rebounds per game	34.8	39.8
Rebounding margin	-5.0	-
Assists	58	52
Assists per game	14.5	13.0
Turnovers	51	64
Turnovers per game	12.8	16.0
Turnover margin	+3.3	-
Assist/turnover ratio	1.1	0.8
Steals	30	30
Steals per game	7.5	7.5
Blocks	9	11
Blocks per game	2.3	2.8
Winning streak	0	-
Home win streak	0	-
Attendance	0	0
Home games-Avg/Game	1-0	0-0
Neutral site-Avg/Game	-	3-0

Team Results

Date	Opponent		Score	Att.
11/26/2020	vs Howard	W	95-78	0
11/27/2020	vs George Mason	W	77-67	0
11/28/2020	vs Queens (NC)	W	73-61	0
12/05/2020	Samford	L	83-96	0



Official Basketball Box Score -- Game Totals -- Final Statistics
 Belmont vs Tennessee State
 02/29/20 7:30 pm at Nashville, Tenn. - Gentry Center

Belmont 72 • 23-7, 14-3

##	Player		Total	3-Ptr	Rebounds									Min	
			FG-FGA	FG-FGA	FT-FTA	Off	Def	Tot	PF	TP	A	TO	Blk		Stl
00	SCANLON, Tyler	*	8-14	4-9	0-0	0	3	3	1	20	2	0	0	2	39
02	MURPHY, Grayson	*	5-11	0-4	3-4	0	8	8	2	13	7	1	0	4	33
05	KUNKEL, Adam	*	3-10	2-4	1-2	1	2	3	1	9	1	4	0	0	30
24	BENKERT, Michael	*	0-0	0-0	0-0	0	0	0	2	0	1	1	0	0	26
33	MUSZYNSKI, Nick	*	7-9	0-0	5-6	0	2	2	2	19	1	1	2	2	22
01	LISTAU, Mitch		0-0	0-0	0-0	0	0	0	0	0	0	0	0	0	2
10	HOLLANDER, Caleb		1-1	0-0	0-0	0	0	0	0	2	0	0	1	0	2
14	HOPKINS, Nick		2-4	1-3	0-0	0	1	1	2	5	0	2	0	0	11
20	PIERSON, Tate		0-1	0-1	0-0	0	0	0	0	0	1	0	0	0	8
22	SHEPPARD, Ben		0-1	0-1	0-0	1	3	4	2	0	0	1	0	0	11
50	ADELSPERGER, Seth		2-2	0-0	0-0	0	2	2	0	4	0	0	0	0	16
Team						1	1	2			1				
Totals			28-53	7-22	9-12	3	22	25	12	72	13	11	3	8	200

FG % 1st Half: 17-27 63.0% 2nd half: 11-26 42.3% Game: 28-53 52.8% Deadball
 3FG % 1st Half: 4-9 44.4% 2nd half: 3-13 23.1% Game: 7-22 31.8% Rebounds
 FT % 1st Half: 2-2 100.0% 2nd half: 7-10 70.0% Game: 9-12 75.0% 2

Tennessee State 65 • 17-13, 9-8

##	Player		Total	3-Ptr	Rebounds									Min	
			FG-FGA	FG-FGA	FT-FTA	Off	Def	Tot	PF	TP	A	TO	Blk		Stl
00	Freeman,Mark	*	4-6	0-2	0-0	0	3	3	1	8	4	5	0	0	31
01	Littlejohn,Michael	*	8-15	2-8	0-0	0	1	1	1	18	3	3	0	0	32
02	Marshall, Jr.,Carlos	*	5-8	2-3	1-2	0	5	5	3	13	2	3	1	2	35
04	Harris,Wesley	*	5-9	3-5	3-3	2	5	7	1	16	0	3	0	0	37
10	Johnson,Shakem	*	3-7	0-0	0-2	3	6	9	4	6	0	4	0	1	29
05	Brown,Jon		0-0	0-0	0-0	0	0	0	0	0	0	0	0	0	2
11	Egbuta,Emmanuel		1-4	0-0	0-0	0	0	0	0	2	0	0	1	0	9
20	Malone,Donnie		0-0	0-0	0-0	0	0	0	0	0	0	0	0	0	2
23	Moody,Ravel		0-3	0-1	0-0	0	2	2	1	0	0	0	1	1	14
34	Kone,Ben		1-2	0-0	0-0	1	1	2	2	2	0	0	0	0	9
Team						0	1	1							
Totals			27-54	7-19	4-7	6	24	30	13	65	9	18	3	4	200

FG % 1st Half: 12-31 38.7% 2nd half: 15-23 65.2% Game: 27-54 50.0% Deadball
 3FG % 1st Half: 2-10 20.0% 2nd half: 5-9 55.6% Game: 7-19 36.8% Rebounds
 FT % 1st Half: 4-4 100.0% 2nd half: 0-3 0.0% Game: 4-7 57.1% 1

Officials: Tim Gattis, Craig Murley, Boyd Copeland
 Technical fouls: Belmont-None. Tennessee State-TEAM.
 Attendance: 4734

Score by periods	1st	2nd	Total
Belmont	40	32	72
Tennessee State	30	35	65



Official Basketball Box Score -- Game Totals -- Final Statistics
Tennessee St. vs Belmont
02/13/20 7:00 pm at Nashville, TN

Tennessee St. 51 • 15-11,7-6 OVC

##	Player		Total	3-Ptr	FT-FTA	Rebounds			PF	TP	A	TO	Blk	Stl	Min
			FG-FGA	FG-FGA		Off	Def	Tot							
10	Shakem Johnson	f	0-4	0-0	0-0	3	0	3	3	0	0	2	0	0	16
22	Jy'Lan Washingt	f	2-6	1-2	0-2	2	4	6	1	5	0	4	0	0	28
01	Michael Littlejohn	g	4-12	4-9	2-2	1	3	4	1	14	5	1	0	1	39
04	Wesley Harris	g	1-5	0-2	2-2	4	3	7	2	4	0	6	1	1	32
05	Jon Brown	g	1-3	1-2	0-0	0	3	3	1	3	2	0	0	1	21
00	Mark Freeman		5-12	1-3	0-1	1	6	7	1	11	3	6	0	0	30
11	Emmanuel Egbuta		2-7	0-0	1-6	2	3	5	3	5	0	1	1	0	18
15	Sammy Nelson		0-2	0-1	0-0	0	0	0	0	0	0	0	0	0	1
20	Donnie Malone		0-1	0-1	0-0	1	0	1	0	0	1	1	0	0	5
34	Ben Kone		4-6	1-2	0-0	0	2	2	5	9	1	0	0	0	10
Team						3	4	7			2				
Totals			19-58	8-22	5-13	17	28	45	17	51	12	23	2	3	200

FG % 1st Half: 10-30 33.3% 2nd half: 9-28 32.1% Game: 19-58 32.8%
3FG % 1st Half: 3-9 33.3% 2nd half: 5-13 38.5% Game: 8-22 36.4%
FT % 1st Half: 5-10 50.0% 2nd half: 0-3 0.0% Game: 5-13 38.5%

Deadball
Rebounds
6,1

Belmont 74 • 19-7,10-3 OVC

##	Player		Total	3-Ptr	Rebounds									Min	
			FG-FGA	FG-FGA	FT-FTA	Off	Def	Tot	PF	TP	A	TO	Blk		Stl
00	SCANLON, Tyler	f	3-6	2-4	0-0	0	3	3	3	8	5	1	0	2	29
33	MUSZYNSKI, Nick	c	8-18	0-0	5-9	3	4	7	2	21	5	0	3	2	29
02	MURPHY, Grayson	g	5-7	2-4	0-2	0	5	5	0	12	6	1	1	5	31
05	KUNKEL, Adam	g	4-10	1-6	2-2	1	2	3	0	11	1	2	0	0	29
24	BENKERT, Michael	g	2-3	0-1	0-0	0	0	0	0	4	1	1	0	1	9
01	LISTAU, Mitch		2-4	0-0	0-0	0	1	1	1	4	0	0	0	0	13
04	SUEDEKUM, Garrett		0-1	0-0	0-0	0	0	0	0	0	0	0	0	0	1
10	HOLLANDER, Caleb		0-2	0-2	1-2	1	3	4	2	1	1	0	1	2	15
12	BELLINGER, EJ		0-0	0-0	0-0	0	0	0	0	0	0	0	0	0	1
14	HOPKINS, Nick		2-3	2-2	0-0	0	2	2	0	6	0	0	0	0	10
20	PIERSON, Tate		1-1	1-1	0-0	1	1	2	0	3	0	0	0	0	11
22	SHEPPARD, Ben		1-2	0-1	0-0	0	1	1	3	2	0	0	0	1	12
50	ADELSPERGER, Seth		1-3	0-0	0-1	0	0	0	1	2	0	1	0	0	10
Team						0	2	2							
Totals			29-60	8-21	8-16	6	24	30	12	74	19	6	5	13	200

FG % 1st Half: 13-31 41.9% 2nd half: 16-29 55.2% Game: 29-60 48.3%
3FG % 1st Half: 2-11 18.2% 2nd half: 6-10 60.0% Game: 8-21 38.1%
FT % 1st Half: 6-11 54.5% 2nd half: 2-5 40.0% Game: 8-16 50.0%

Deadball
Rebounds
4

Officials: Phillip Cudd,Kevin Mathis,Jeb Hartness

Technical fouls: Tennessee St.-None. Belmont-None.

Attendance: 3240

2019-20 Men's Basketball. Round: 0. Belmont vs Tennessee St.. Played at Curb E

Score by periods	1st	2nd	Total
Tennessee St.	28	23	51
Belmont	34	40	74

PRONUNCIATION GUIDE

EJ Bellinger (BELL-in-juer)
 Even Brauns (EVAN)
 Caleb Hollander (HOLL-an-durt)
 Frank Jakubicek (JACK-you-BEE-seck)
 Mitch Listau (LISS-tao)
 Nick Muszynski (new-ZIN-skee)
 Sean Rutigliano (roo-TILL-ee-AH-know)
 Derek Sabin (SAY-bin)
 Jacobi Wood (juh-COE-bee)

RADIO/TV ROSTER



Even Brauns
 6-9 • 250 • Fr. • C
 Iowa City, Iowa




Mitch Listau
 6-4 • 195 • So. • G
 Wausau, Wis.



Grayson Murphy
 6-2 • 175 • Jr. • G
 Franklin, Tenn.



Luke Smith
 6-0 • 175 • Jr. • G
 Knoxville, Tenn.



Caleb Hollander
 6-8 • 235 • Jr. • F
 Nashville, Tenn.



Michael Shanks
 6-6 • 205 • Fr. • F
 Brentsville, Ark.



EJ Bellinger
 6-4 • 195 • So. • G
 St. Peter's, Md.



Tate Pierson
 6-6 • 210 • Jr. • G
 Brentwood, Tenn.



Derek Sabin
 6-9 • 230 • So. • F
 Slinger, Wis.



Ben Sheppard
 6-6 • 185 • So. • G
 Atlanta, Ga.



Jacobi Wood
 6-2 • 180 • Fr. • G
 Cleveland, Tenn.



Frank Jakubicek
 6-8 • 235 • Fr. • F
 Cary, Ill.



Nick Muszynski
 6-11 • 235 • Jr. • C
 Pickerington, Ohio



Rilee Epley
 6-4 • 195 • So. • F
 Newburgh, Ind.



Casey Alexander
 Head Coach
 Second Season