



# TENNESSEE TECH

GOLDEN EAGLE BASKETBALL



OHIO VALLEY CONFERENCE CHAMPIONS 1956 | 1958 | 1963 | 1968 | 1985 | 2001 | 2002 | 2005

## TENNESSEE TECH (3-20, 3-13) at TENNESSEE STATE (3-16, 2-14)

FEB. 18 >> GENTRY CENTER >> NASHVILLE, TENN. >> 8:00 PM

### THE MATCHUP

TENNESSEE TECH GOLDEN EAGLES

VS

TENNESSEE STATE TIGERS



TTUSPORTS.COM

#### QUICK COMPARISON

64.9 ppg	Points Per Game	66.4 ppg
76.4 ppg	Points Allowed Per Game	72.4 ppg
33.6 rpg	Rebounding Per Game	34.3 rpg
34.5 rpg	Rebounding Defense	38.9 rpg
.425	Field Goal Pct.	.413
.308	3-Point Pct.	.263



TSUTIGERS.COM

#### TENNESSEE TECH QUICK FACTS

Head Coach: John Pelphrey

Record at Tennessee Tech: 12-42 / 2nd year

Overall Record: 161-168 / 11th year

Scoring Leader: Jr. Clay (16.4 ppg)

Rebounds Leader: Amadou Sylla (5.5 rpg)

Assists Leader: Keishawn Davidson (4.5 apg)

#### TENNESSEE TIGERS QUICK FACTS

Head Coach: Brian "Penny" Collins

Record at Tennessee State: 30-52 / 3rd year

Overall Record: Same

Scoring Leader: Mark Freeman (15.1 ppg)

Rebounds Leader: Shakem Johnson (5.9 rpg)

Assists Leader: Mark Freeman (3.9 apg)

### KEY STORYLINES

#### INSIDE THE SERIES

Overall: Tech leads, 36-35

In Cookeville: Tech leads, 19-16

In Nashville: Series tied, 17-17

Neutral site: TSU leads, 2-0

Current Streak: Tech has won one

Last Meeting: Tech won, 74-71, in Cookeville on 2/15/20

Pelphrey vs. TSU: 0-2

Pelphrey vs. Collins: 0-2

#### NOTEWORTHY

After dishing out 2 assists vs. EKU, Jr. Clay has moved into the top-10 on Tech's all-time career assists list.

Clay has now hit at least 1 3-pointer in 33-straight games. He is 22 away from passing Josh Heard for the longest streak in Tech history.

With his 23 points on Monday, Clay now has 1,161 in his career, ranking 24th in Tech history among scoring leaders.

#### A WIN WOULD...

Mark Tech's first victory on the road this season and first win on the road since Feb. 8, 2020.

Give the Golden Eagles their first win at TSU since a 66-64 decision on Jan. 3, 2019.

Provide Tech with its second victory in its last three games and last five days.

Represent Tech's first season-series sweep of TSU since the 2017-18 campaign.

### 2020-21 >> SCHEDULE & RECORD

THE RECORD

OVERALL RECORD: 3-20

OVC	3-13
NON-CONFERENCE	0-7
HOME	3-6
AWAY	0-14
NEUTRAL	0-0

### THE SCHEDULE

DATE	OPPONENT (TV)	TIME/RESULT
N25	at Indiana	L 89-59
N30	Chattanooga	L 62-54
D2	at Xavier	L 79-48
D3	at Northern Kentucky	L 74-65
D6	at Western Carolina	L or 76-75
D13	Jacksonville State*	L 73-67
D16	at Jacksonville State*	L 74-50
D18	at #10 Tennessee	L 103-49
D22	at Western Kentucky	L 88-68
D30	Southeast Missouri*	W 72-63
J2	at Eastern Illinois*	L 87-81
J7	at Morehead State*	L 57-54
J9	at Eastern Kentucky*	L 90-80
J14	Belmont*	L 88-67
J16	Tennessee State*	W 74-71
J21	at Austin Peay*	L 72-69
J23	at Murray State*	L 72-63
J30	Morehead State*	L 74-55
F4	at Southeast Missouri*	L 68-64
F6	at UT Martin*	L 66-64
F11	SIUE*	L 81-63
F13	Eastern Illinois*	W 80-67
F15	Eastern Kentucky*	L 83-72
F18	at Tennessee State* (ESPN+)	8:00 PM
F20	at Belmont* (ESPN+)	4:00 PM
F25	Austin Peay* (ESPN+)	8:00 PM
F27	Murray State* (ESPN+)	8:00 PM
M3-6	OVC Tournament^	TBA

All times Central  
 BTN (Big Ten Network) FS1 (Fox Sports 1)  
 SECN+ (SEC Network+)  
 ^ OVC Tournament (Evansville, Ind.) \* Ohio Valley Conference game

#### RADIO

GESN  
106.1 The Eagle  
Dylan Vazzano (PxP)



#### STREAM ESPN+

Watch ESPN  
Alex Gould (PxP)  
CJ Eke (analyst)

#### TELEVISION

None

### TECH PROJECTED STARTERS



0 DAMARIA FRANKLIN

Jr. | G | 6-4 | 210 | Chicago, Ill.

PPG	RPG	FG%	3FG%
12.8	4.6	.432	.305



3 KEISHAWN DAVIDSON

So. | G | 6-2 | 175 | Murfreesboro, Tenn.

PPG	RPG	APG	FT%
10.6	3.3	4.5	.933



4 JR. CLAY

Jr. | G | 6-0 | 170 | Chattanooga, Tenn.

PPG	APG	SPG	3FG%
16.4	3.5	1.9	.311



23 AUSTIN HARVELL

Fr. | F | 6-6 | 215 | Athens, Ala.

PPG	RPG	3FG%	FT%
5.7	3.9	.355	.722



33 SHANDON GOLDMAN

Gr. | F | 6-10 | 225 | Evansville, Ark.

PPG	RPG	APG	3FG%
7.6	4.3	1.5	.340

## QUICK FACTS

### THE BASICS

**Location:** Cookeville, Tenn.

**Founded:** 1915

**Enrollment:** 10,177

**Conference:** Ohio Valley (OVC)

**Nickname:** Golden Eagles

**Colors:** Purple & Gold

**Mascot:** Awesome Eagle

**University President:** Dr. Phil Oldham

**Director of Athletics:** Mark Wilson

**Athletic Department Phone:** 800-825-3948

**Ticket Office Phone:** 931-372-3940

### COURT FACTS

**Hooper Eblen Center**

**Capacity:** 7,500

**Record in Hoop:** 404-189 (.681), 44th season

**Since 2000:** 192-76 (.716)

**Largest Crowd:** 10,352 vs. Tennessee (3/14/85)

**First Game:** 72-71 win vs. Vanderbilt (11/26/77)

## MEDIA INFORMATION

### CREDENTIALS

Passes will be distributed on a game-by-game basis, and requests must be made at least 24 hours prior to any game through the Sports Information Office. **Due to COVID-19 restrictions, media credentials will be in severely limited supply during the 2020-21 season.** Parking is available to media members in the lower lot on the East side of the Eblen Center.

### COVERING PRACTICE & INTERVIEWS

During the 2020-21 season, all practices are off limits to the public and media due to COVID-19 restrictions. All interviews with student-athletes and coaching staff members must be arranged through Mike Lehman or Thomas Corhern in the Sports Information Office. Interviews with head coach John Pelphrey, or members of his staff, can be arranged any time Monday through Friday by contacting Mike Lehman or Thomas Corhern.

### POSTGAME PRESS CONFERENCES

Due to COVID-19 restrictions, coaches and student-athletes will not conduct postgame interviews on television, streams, radio or the video board. Following a 10-minute cooling off period, both Pelphrey and a select player will be made available for a postgame Zoom press conference after home games. For more information or to request players for interviews, please contact Mike Lehman or Thomas Corhern.

## TENNESSEE TECH ROSTER

No.	Name	Pos.	Ht.	Wt.	Class	Hometown (Previous School)
0	Damaria Franklin	G	6-4	210	Jr.	Chicago, Ill. (State Fair CC)
1	Maverick Smith	G	6-5	190	Sr.	Oakdale, Tenn. (Oakdale HS)
2	Taelon Peter	G	6-4	185	Fr.	Russellville, Ark. (Russellville HS)
3	Keishawn Davidson	G	6-2	175	So.	Murfreesboro, Tenn. (Athens Prep Academy)
4	Jr. Clay	G	6-0	170	Jr.	Chattanooga, Tenn. (The McCallie School)
5	Marcus Hopkins	C	7-0	230	Jr.	Oakland, Calif. (Daytona State College)
10	CJ Gettelfinger	G	6-4	185	So.	Knoxville, Tenn. (Oakland U.)
11	Dane Quest	G	6-6	190	So.	Toronto, Ontario (Lake Forest [Ill.] HS)
12	Amadou Sylla	F	6-8	235	Jr.	Bamako, Mali (Iowa Western CC)
13	Kenny White Jr.	F	6-7	205	Fr.	Madisonville, Ky. (Madisonville-North Hopkins HS)
15	Jalen Stayton	F	6-8	205	Fr.	Murfreesboro, Tenn. (Blackman HS)
22	Tujautae Williams	G	6-5	190	So.	Chicago, Ill. (Orr Academy HS)
23	Austin Harvell	F	6-6	215	Fr.	Athens, Ala. (East Limestone HS)
30	Jamaal Thompson	G	5-10	185	Jr.	Hendersonville, Tenn. (ETSU)
33	Shandon Goldman	F	6-10	225	Gr.	Evansville, Ark. (UNI)

## TENNESSEE TECH ALPHABETICAL ROSTER

No.	Name	Pos.	Ht.	Wt.	Class	Hometown (Previous School)
4	Jr. Clay	G	6-0	170	Jr.	Chattanooga, Tenn. (The McCallie School)
3	Keishawn Davidson	G	6-2	175	So.	Murfreesboro, Tenn. (Athens Prep Academy)
0	Damaria Franklin	G	6-4	210	Jr.	Chicago, Ill. (State Fair CC)
10	CJ Gettelfinger	G	6-4	185	So.	Knoxville, Tenn. (Oakland U.)
33	Shandon Goldman	F	6-10	225	Gr.	Evansville, Ark. (UNI)
23	Austin Harvell	F	6-6	215	Fr.	Athens, Ala. (East Limestone HS)
5	Marcus Hopkins	C	7-0	230	Jr.	Oakland, Calif. (Daytona State College)
2	Taelon Peter	G	6-4	185	Fr.	Russellville, Ark. (Russellville HS)
11	Dane Quest	G	6-6	190	So.	Toronto, Ontario (Lake Forest [Ill.] HS)
1	Maverick Smith	G	6-5	190	Sr.	Oakdale, Tenn. (Oakdale HS)
15	Jalen Stayton	F	6-8	205	Fr.	Murfreesboro, Tenn. (Blackman HS)
12	Amadou Sylla	F	6-8	235	Jr.	Bamako, Mali (Iowa Western CC)
30	Jamaal Thompson	G	5-10	185	Jr.	Hendersonville, Tenn. (ETSU)
13	Kenny White Jr.	F	6-7	205	Fr.	Madisonville, Ky. (Madisonville-North Hopkins HS)
22	Tujautae Williams	G	6-5	190	So.	Chicago, Ill. (Orr Academy HS)

## COACHING STAFF

<b>Head Coach</b>	John Pelphrey
<b>Record at Tennessee Tech</b>	3-20 (2nd Year)
<b>Overall Record</b>	161-168 (11th Year)
<b>Assistant Coach</b>	Andre Bell
<b>Assistant Coach</b>	Alex Fain
<b>Assistant Coach</b>	Marcus King
<b>Director of Basketball Operations</b>	Blake Gray
<b>Student Assistants</b>	Darius Allen, Michael Lolio
<b>Athletic Trainer</b>	Chuck Cushman
<b>Strength &amp; Conditioning Coach</b>	Derek Headrick
<b>Graduate Manager</b>	Ezra Pinzur
<b>Managers</b>	Kade Bunswick, Jamin Hazelaar, Taaliyah McClellan, Jaxson Pelphrey, Hannah Rogan, Trey Treadway

## PRONUNCIATION GUIDE

0	Damaria Franklin	(duh-MAR-ee-uh)	15	Jalen Stayton	(STAY-tun)
2	Taelon Peter	(TAY-lun)	22	Tujautae Williams	(too-JUAN-tay)
3	Keishawn Davidson	(KEY-shawn)	23	Austin Harvell	(har-VELL)
4	Jr. Clay	(JUNIOR)	30	Jamaal Thompson	(juh-MAHL)
12	Amadou Sylla	(AH-muh-doo) (SEE-lah)	HC	John Pelphrey	(PELL-free)

## 2020-21 TENNESSEE TECH BASKETBALL SPORTS INFORMATION CONTACTS

Mike Lehman	Sports Information Director	Cell: 931-319-3975 / Office: 931-372-3088	Email: mlehman@tnitech.edu
Thomas Corhern	Sports Information Coordinator	Cell: 931-703-4927 / Office: 931-372-6139	Email: tcorhern@tnitech.edu

# SCOUTING THE TIGERS



## STAT LEADERS

### SCORING

	G-GS	Pts.	PPG
Mark Freeman	17-16	257	15.1
Shakem Johnson	16-16	176	11.0

### REBOUNDING

	G-GS	Reb.	RPG
Shakem Johnson	16-16	94	5.9
Yusuf Mohamed	15-5	74	4.9

### ASSISTS

	G-GS	Ast.	APG
Mark Freeman	17-16	66	3.9
Shakwon Barrett	17-9	27	1.6

### BLOCKS

	G-GS	Blk.	BPG
Mason Green	17-5	21	1.2
Shakem Johnson	16-16	10	0.6

### STEALS

	G-GS	Stl.	SPG
Mark Freeman	17-16	34	2.0
Ravel Moody	19-12	18	0.9

### 3-POINT FG

	G-GS	3FG	3FG/G
Marcus Fitzgerald Jr.	14-10	27	1.9
Ravel Moody	19-12	21	1.1

### FREE THROWS

	G-GS	FT	FT/G
Mark Freeman	17-16	67	3.9
Shakem Johnson	16-16	30	1.9

### MINUTES

	G-GS	MIN	MPG
Mark Freeman	17-16	586	34.5
Ravel Moody	19-12	467	24.6

## LAST 10 VS. TSU

DATE	RESULT	SCORE	SITE
02/10/16	L	85-55	A*
01/19/17	W OT	80-74	A*
02/09/17	L	72-59	H*
01/06/18	W OT	87-81	A*
02/22/18	W	69-64	H*
01/03/19	W	66-64	A*
01/17/19	L	79-62	H*
02/01/20	L OT	72-67	H*
02/15/20	L	70-55	A*
01/16/21	W	74-71	H*

## TENNESSEE STATE PROJECTED STARTERS

Tennessee State	Ht.	Wt.	Yr.	Hometown	PPG	RPG	OTHER
G 0 Mark Freeman	5-10	160	So.	Memphis, Tenn.	15.1	4.1	3.9 apg
G 1 Marcus Fitzgerald Jr.	6-2	175	Fr.	Nashville, Tenn.	12.5	2.7	.828 FT%
F 4 Shakem Johnson	6-7	210	Sr.	Youngstown, Ohio	11.0	5.9	.589 FG%
F 12 Evan Joyner	6-8	180	Fr.	Greensboro, N.C.	2.8	2.5	1.0 spg
G 23 Ravel Moody	6-6	200	Sr.	Denver, Colo.	8.4	3.6	.449 FG%

## SERIES/OPPONENT NOTES

- Thursday marks the 72nd meeting all-time between Tech and Tennessee State, with the Golden Eagles owning a 36-35 lead in the series.
- In Nashville, the series is deadlocked at 17-17 all-time. While TSU won the most recent match-up in the Gentry Center, Tech claimed each of the prior three contests in Nashville.
- The Tigers claimed victory in three of the past four tilts between the two programs, including both meetings last season.
- In last year's first contest, in Cookeville, Tennessee State broke the hearts of Golden Eagle fans with a 72-67 victory in overtime.
- After Jr. Clay hit a pair of free throws to put Tech up by three with 1.7 seconds to play, the Tigers went the length of the floor and banked in a game-tying triple at the buzzer to force the extra period.
- Clay stuffed the stat sheet in the loss, leading all scorers with 21 points while adding five rebounds, five assists and five steals.
- Keishawn Davidson added 14 points, six boards and four dimes while former Golden Eagle Hunter Vick produced 15 points off the bench.
- In the rematch in Nashville, Tech couldn't gain traction on the offensive end of the floor, shooting 29.9 percent from the floor, 11.1 percent from 3-point range and 57.1 percent from the charity stripe.
- Clay (below) led the purple and gold with 16 points and a career-high nine rebounds. Tujautae Williams chipped in 10 points in the 70-55 loss to the Tigers.
- Tech took home the win in this year's tilt in Cookeville, with Keishawn Davidson leading the way with a career-high 19 points, as well as six assists and two steals.
- Damaria Frankling added 16 points and four dimes while Marcus Hopkins accounted for 10 points and six boards.



# FAST BREAK

Tech currently has five former players actively playing professional basketball either internationally or within the United States.

## GAMES STARTED

	Streak	2020-21	Career	OVC
Jr. Clay	11	18	65	47
Keishawn Davidson	1	22	50	32
Damaria Franklin	3	14	14	12
CJ Gettelfinger	0	3	3	3
Shandon Goldman	2	11	11	4
Austin Harvell	22	22	22	16
Marcus Hopkins	0	9	9	8
Taelon Peter	0	0	0	0
Dane Quest	0	0	1	0
Maverick Smith	0	6	6	2
Jalen Stayton	0	0	0	0
Amadou Sylla	0	4	15	4
Jamaal Thompson	0	0	0	0
Kenny White Jr.	0	6	6	1
Tujautae Williams	0	0	21	17

## NON-CONFERENCE BREAKDOWN

Team	'21 Record	'21 NET Rank	Result
at Indiana	11-9	50	L, 89-59
Chattanooga	17-5	128	L, 62-54
at Xavier	11-4	49	L, 79-48
at Northern Ky.	12-9	215	L, 74-65
at Western Caro.	9-12	229	L, 76-75 OT
at #10 Tennessee	14-5	13	L, 103-49
at Western Ky.	15-4	75	L, 88-68

## CONFERENCE BREAKDOWN

Team	'21 Record	'21 NET Rank	Result
Jacksonville St.	14-7	177	L, 73-67
in Jacksonville, Ala.			L, 74-50
SE Missouri	8-14	292	W, 72-63
in Cape Girardeau, Mo.			L, 68-64
Eastern Illinois	7-16	314	L, 87-81
in Charleston, Ill.			W, 80-67
Morehead State	16-7	140	L, 57-54
in Morehead, Ky.			L, 74-55
Eastern Kentucky	17-5	159	L, 90-80
in Richmond, Ky.			-
Belmont	22-1	63	L, 88-67
in Nashville, Tenn.			-
Tennessee State	3-16	331	W, 74-71
in Nashville, Tenn.			-
Austin Peay	13-9	218	L, 72-69
in Clarksville, Tenn.			-
Murray State	12-9	156	L, 72-63
in Murray, Ky.			-
at UT Martin	7-13	336	L, 66-64
SIUE	8-12	309	L, 81-63



## TECH VS. VOLUNTEER STATE

The Golden Eagles have played 10 or more contests against 15 different opponents from the state of Tennessee through the program's history, achieving a mark of 458-348 in 806 total games.

OPPONENT	FIRST	RECORD	TOT
Austin Peay	1942	74-72	146
Middle Tennessee	1926	83-60	143
ETSU	1923	37-36	73
Tennessee State	1980	36-35	71
Chattanooga	1938	42-19	61
UT Martin	1968	38-16	54
Lipscomb	1941	42-11	53
Memphis	1931	24-29	53
Belmont	1956	14-14	28
Cumberland	1924	23-4	27
Tennessee	1939	1-25	26
Union	1932	14-12	26
Vanderbilt	1929	6-13	19
Sewanee	1934	14-0	14
Bethel	1924	10-2	12

## FAST BREAK

John Pelphrey is one of just nine active coaches nationally (in Division I basketball) to have played in the NCAA Tournament's Sweet 16 and coached (as a head or assistant coach) in the Final Four.

## TEAM NOTES

### QUICK HITTERS

- The Golden Eagles couldn't overcome an elite, first-half shooting performance by Eastern Kentucky Monday, falling to the Colonels at home, 83-72.
- EKU fired at clips of 69 percent from the floor and 69.2 percent from 3-point range in the opening stanza, scoring a whopping 56 points.
- Jr. Clay scored a game-high 23 points on 10-for-16 shooting while Damaria Franklin added 16 points and six rebounds. Austin Harvell chipped in 11 points and five boards to the mix as well.
- In Tech's win over Eastern Illinois, the team compiled a whopping 25 assists on 28 made field goals, the team's highest total of helpers since dishing out 27 on Dec. 6, 2018 against Warren Wilson.
- At EKU, the Golden Eagles drilled 15 3-pointers in the contest, tied for the fourth-most in a single game in program history.

- Tennessee Tech earned its first win of the 2020-21 campaign by defeating SEMO 72-63 on Dec. 30, 2020, holding off a second-half surge by the Redhawks.
- The win snapped an 11-game skid for the Golden Eagles, the longest in program history, after going through arguably the toughest non-conference slate in the history of the team.
- A year after facing nine opponents who had won 20 games the previous season, Tech loaded up on a tough gauntlet yet again for the 2020-21 campaign.
- Six of Tech's seven non-conference opponents won at least 19 games a season ago, with No. 10-ranked Tennessee as the only team with less (17).
- Six of Tech's seven non-conference games came on the road, with the match-up against in-state rival Chattanooga the lone tilt in the Eblen Center.
- At the conclusion of its final non-conference tilt at Western Kentucky, Tech's seven foes not in the OVC had combined for a 44-10 mark in 2020-21.



### "QUOTABLE"

#### Memphis Assistant Coach Mike Miller on Pelphrey

"Coach Pelphrey is like family to me. He recruited me at Florida and was like a father figure to me. He was a crucial part of my development as a player and a person. Without his help I wouldn't have had the career I did. The school, the fans and the players are all lucky to have a person like Coach Pelphrey be a part of their new family."

## NATIONAL POLLS

### ASSOCIATED PRESS POLL

Updated: Feb. 14, 2021

Rank	School	Record	Points
1	Gonzaga (59)	20-0	1,595
2	Baylor (5)	17-0	1,541
3	Michigan	14-1	1,469
4	Ohio State	17-4	1,402
5	Illinois	14-5	1,290
6	Houston	17-2	1,171
7	Virginia	15-3	1,130
8	Alabama	17-5	1,086
9	Oklahoma	13-5	1,072
10	Villanova	13-3	1,061
11	Iowa	15-6	911
12	Texas	13-5	886
13	West Virginia	14-6	837
14	Creighton	16-5	794
15	Texas Tech	14-6	792
16	Florida State	11-3	625
17	USC	17-3	587
18	Virginia Tech	14-4	514
19	Tennessee	14-5	453
20	Missouri	13-5	413
21	Wisconsin	15-7	274
22	Loyola Chicago	18-4	167
23	Kansas	15-7	141
24	Arkansas	16-5	111
25	San Diego State	15-4	75

**Receiving Votes:** Oklahoma State 71, Rutgers 49, Belmont 47, Louisville 40, Colorado 31, Oregon 30, Drake 22, Purdue 20, Florida 17, Clemson 17, LSU 16, UCLA 11, VCU 10, Saint Louis 5, Xavier 4, Toledo 3, UC Santa Barbara 2, Western Kentucky 2, North Carolina 2, BYU 1, Wichita State 1, Wright State 1, Utah State 1.

### USA TODAY COACHES' POLL

Updated: Feb. 15, 2021

Rank	School	Record	Points
1	Gonzaga (28)	20-0	796
2	Baylor (4)	17-0	772
3	Michigan	14-1	734
4	Ohio State	17-4	680
5	Illinois	14-5	600
5	Houston	17-2	600
7	Villanova	13-3	573
8	Virginia	15-3	559
9	Alabama	17-5	521
10	Oklahoma	13-5	493
11	Texas Tech	14-6	412
12	Creighton	16-5	407
13	Texas	13-5	400
14	Iowa	15-6	388
15	West Virginia	14-6	360
16	Florida State	11-3	342
17	Virginia Tech	14-4	316
18	USC	17-3	284
19	Missouri	13-5	246
20	Tennessee	14-5	191
21	Wisconsin	15-7	123
22	Oklahoma State	13-6	109
23	Loyola-Chicago	18-4	77
24	Kansas	15-7	54
25	Oregon	12-4	52

**Receiving Votes:** San Diego State 45; Louisville 41; Arkansas 32; Rutgers 28; Belmont 28; Purdue 23; Drake 19; Clemson 16; Florida 15; UCLA 13; Colorado 13; LSU 12; Utah State 7; Seton Hall 5; Winthrop 4; Colorado State 3; St. John's 2; Saint Louis 2; Boise State 2; Xavier 1.

### COLLEGEINSIDER.COM

MID-MAJOR POLL | Feb. 15, 2021

Rank	School	Record	Points
1	Gonzaga (31)	20-0	775
2	Belmont	22-1	722
3	Loyola Chicago	18-4	716
4	Drake	20-2	671
5	Winthrop	18-1	612
6	BYU	15-5	596
7	Wright State	17-4	591
8	Liberty	17-5	543
9	Toledo	16-6	500
10	Abilene Christian	18-3	485
11	Sam Houston	16-6	372
12	Akron	12-4	349
13	Southern Utah	13-3	320
14	South Dakota State	12-5	309
15	UNCG	12-6	291
16	Furman	13-7	276
17	Eastern Kentucky	16-5	229
18	Texas State	15-6	203
19	Morehead State	16-7	167
20	UCSB	14-3	161
21	Eastern Washington	10-6	125
22	Louisiana	14-7	115
23	Georgia State	9-5	94
24	Missouri State	14-5	86
25	ETSU	12-8	81

**Receiving Votes:** Wofford 77, Saint Mary's 70, Grand Canyon 65, Colgate 57, Kent State 51, Vermont 44, Navy 42, Buffalo 38, Cleveland State 38, Stephen F Austin 28, UMBC 24, Pepperdine 23, Bellarmine 18, Chattanooga 17, Ohio 16, UC Riverside 14, James Madison 13, Bowling Green 12, San Francisco 11, UC Irvine 10, Loyola Marymount 8, Pacific 4, Prairie View 2, Siena 2, Merrimack 1, Monmouth 1.



# BY THE NUMBERS

67

Number of double-figure scoring games in Jr. Clay's career, ranking him 14th in Tech history since 1970-71. His 50 through his FR & SO seasons were the most ever by a Golden Eagle.

21

Number of points from Damaria Franklin in his Tech debut vs. JSU. It marked the most by a Golden Eagle in his debut since Ty Allen scored 25 at USF on Nov. 9, 2013.

5

Number of known Tech players to post two career double-doubles involving different statistical categories (since 1984-85). Keishawn Davidson did so vs. Chattanooga.

- OVC opponents Austin Peay, Belmont and Murray State each compiled 21 or more wins a season ago and will square off with Tech twice this season, just adding to the incredibly challenging slate in 2020-21.
- Through six games, Tech already has more double-doubles (three) as it did all of last season (two).
- Tech was predicted to finish 9th overall in the 2020-21 OVC race in voting by the league's head coaches and SIDs. The Golden Eagles were selected to finish 8th in the OVC media poll.
- Last season, Jr. Clay and Keishawn Davidson became the first pair of Tech teammates to each total at least 100 assists in the same season since 2001-02. That year, Cameron Crisp dished out 122 dimes while DeAntoine Beasley doled out 104 assists.
- With an 83-70 win over Martin Methodist on November 9, 2019, Tech head coach John Pelphrey earned his first victory as the leader of the Golden Eagle program.
- Pelphrey, who was named the 13th head coach in Golden Eagle history in April, also earned career win No. 150 on the night, the same day the Tech football team earned its 150th victory in Tucker Stadium on the day they celebrated the 150th anniversary of college football.

- Both Davidson and Sylla were honored by the OVC on Nov. 11, picking up two of the league's first three weekly honors of the 2019-20 campaign. Davidson was named OVC Freshman of the Week while Sylla was recognized as the OVC Newcomer of the Week.
- It marked the first time since 2015-16 that Tech claimed two of the OVC's three weekly accolades. The last time it occurred was Feb. 1, 2016 when Torrance Rowe won OVC Player of the Week and both Ryan Martin and Hakeem Rogers shared OVC Newcomer of the Week honors.

## MOLDING WITH CLAY

- Junior guard Jr. Clay spent his first two seasons in the purple and gold establishing a brilliant start to his Tech career, earning back-to-back All-OVC Second Team nods in 2018-19 and 2019-20, as well as an OVC All-Newcomer honor in 2018-19.
- He led the Golden Eagles in scoring and steals each of the past two seasons, including establishing the program's freshman record of 51 steals and breaking the mark of 48 previously owned by Stephen Kite (1982-83).
- *Clay's start to his Tech career has put him on pace to join some of the program's all-*

## CAREER TRACKER

POINTS	NO.	YEARS
1. Earl Wise	2,196	1986-90
2. Kevin Murphy	2,109	2008-12
3. Stephen Kite	1,806	1982-86
22. Bobby Porter	1,173	1974-78
23. Herbie Merritt	1,168	1953-57
<b>25. Jr. Clay</b>	<b>1,161</b>	<b>2018-</b>
24. Greg Bibb	1,160	1992-96

ASSISTS	NO.	YEARS
1. Van Usher	690	1989-92
2. Anthony Avery	593	1985-89
3. Carlton Clarington	470	1981-85
8. Jimmy Howell	325	1975-79
9. Keyon Boyd	320	2002-06
<b>10. Jr. Clay</b>	<b>315</b>	<b>2018-</b>
11. Anthony Fisher	314	2004-08
<b>22. Keishawn Davidson</b>	<b>234</b>	<b>2019-</b>

STEALS	NO.	YEARS
1. Van Usher	280	1989-92
2. Stephen Kite	213	1982-86
3. Anthony Avery	202	1985-89
7. Keyon Boyd	154	2002-06
8. Frank Davis	147	2006-10
<b>9. Jr. Clay</b>	<b>145</b>	<b>2018-</b>
10. Zac Swansey	140	2009-12

## 2020-21 GOLDEN EAGLE ROSTER BREAKDOWN

### BY STATE / COUNTRY

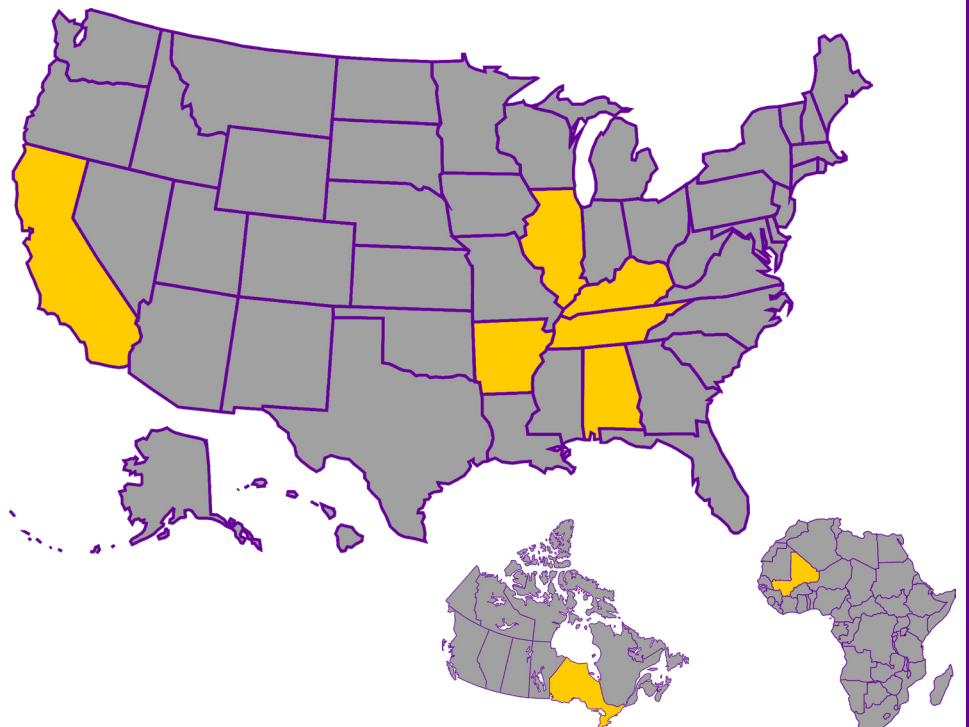
Alabama (1)	Harvell
Arkansas (2)	Goldman / Peter
California (1)	Hopkins
Canada (1)	Quest
Kentucky (1)	White Jr.
Illinois (2)	Franklin / Williams
Mali (1)	Sylla
Tennessee (6)	Clay / Davidson / Gettelfinger Smith / Stayton / Thompson

### BY YEAR

Graduates (1)	Goldman
Seniors (1)	Smith
Juniors (5)	Clay / Franklin Hopkins / Sylla / Thompson
Sophomores (4)	Davidson / Gettelfinger Quest / Williams
Freshmen (4)	Harvell / Peter Stayton / White Jr.

### BY POSITION

Guards (9)	Clay / Davidson / Franklin Gettelfinger / Peter / Quest Smith / Thompson / Williams
Forwards (5)	Goldman / Harvell / Stayton Sylla / White Jr.
Centers (1)	Hopkins



# THE CODE

*The Code is the process in which the players LEARN, GROWN and take on CHALLENGES. It is a conscious CHOICE they make to FOCUS their thoughts on what they can control in the PRESENT moment; which is the only place there is ACTION. They BELIEVE, "Sticking to The Code," is their COMPETITIVE ADVANTAGE over their opponents.*

## The Code

1. Know your role and the responsibilities of your job; and why it is important to do it a certain way. Also, do your job to completion. Finish well!
2. Give maximum effort on a consistent and repetitive basis with mental and physical toughness.
3. Compete with a positive attitude that is always about taking care of your teammates and Tennessee Tech.
4. All of this has to be built on Trust and Belief. There has to be total "Buy-In" and alignment by everyone!

*time elite performers. The Chattanooga native became the 37th member of Tech's 1,000-point club in the team's win over Tennessee State on Jan. 16.*

- *With 23 points against Eastern Kentucky, he passed Jerome Rodgers and Greg Bibb on Tech's career scoring list, ranking 24th all-time. He needs eight points to pass Herbie Merritt for 23rd and 13 points to pass Bobby Porter for 22nd.*
- Only three other Golden Eagles scored more points through their freshman and sophomore campaigns than Clay, who begins 2020-21 with 833 points to his name.
- The other three players to score more all



## "QUOTABLE"

### Head Coach John Pelphey on The Code

"The most important thing for our players is to focus on their development as leaders, getting better as basketball players every day and establishing a competitive standard which we are going to have to play to in order to compete against good teams, like the ones on our schedule. The best way for them to do that is sticking to The Code...Those are all areas of choice that take no talent. We have ownership of these things every day."

- have their jersey hanging from the rafters of the Eblen Center, including Earl Wise (1,000 pts/1986-88), Stephen Kite (863 pts/1984-84) and Kenny Sidwell (833 pts/1954-56).
- He could also find his name among the top-10 all-time leaders in both assists and steals before the season ends. Clay requires just eight steals and 30 assists to crack the top-10 charts in program history.
- After struggling to put up just 11 total points in a four-game stretch early last season, Jr. Clay ran off 24 straight double-digit scoring performances to close out the 2019-20 campaign. That streak ranked as the fifth-longest in a single season by a Golden Eagle since 1970-71.
- John Best's 28 straight double-figure scoring performances during the 1992-93 season ranks as the longest in one season, accounting for every game played by Tech that year. Best strung together 44 straight double-digit scoring efforts dating back into the 1991-92 season.
- With three more double-figure showings to start the 2020-21 campaign, Clay increased his streak to 27-straight games before it ended with a five-point showing at Jacksonville State on Dec. 16, 2020. It marked the second-longest by a Golden Eagle since 1970-71 to only Best.
- *Among four-year student-athletes (since 1970-71), no Golden Eagle recorded more double-digit scoring performances through his first two seasons in the purple and gold than Clay, who posted a whopping 50 between his freshman and sophomore campaigns.*

- *After posting 23 points in Tech's loss to Eastern Kentucky, Clay has increased his career double-figure scoring performances to 67, ranking 14th in team history.*
- In Tech's close loss to Jacksonville State (12/13/20), Jr. Clay turned in his first career double-double and second-straight 20-point outing. He dished out a career-high 10 assists to go along with his 20 points.
- At ECU (1/9/21), the guard captured his second double-double of the year and his career with 15 points and 10 assists. He became the first Golden Eagle with two assist-led double-doubles in the same season since Jeremiah Samarrippas had two during the 2013-14 campaign.
- Clay exploded for a career-high 29 points at Austin Peay, finishing 8-for-16 from the floor and 9-of-12 from the charity stripe. He also connected on four triples.
- *With one more steal against ECU, Clay ranks ninth in program history among all-time steals leaders, needing just three more to pass Frank Davis for eighth.*
- *After dishing out two dimes against ECU, Clay passed Anthony Fisher for 10th on the all-time career assists list for Tech. He needs just six more to pass Keyon Boyd for ninth.*
- *Following the ECU game on Feb. 15, 2021, Clay became just the second player in program history to rank in the top-25 in scoring, the top-10 in assists and the top-10 in steals on the career charts.*
- He took home his first career OVC Freshman of the Week honors on Dec. 3, 2018 after averaging 17.5 points, 8.0 rebounds

## TECH'S LAST 3 GAMES

No.	Player				Total		3-Point		F-Throw		Rebounds											
		GP-GS	MIN	AVG	FG-FGA	FG%	3FG-FGA	3FG%	FT-FTA	FT%	OFF	DEF	TOT	AVG	PF	DQ	A	TO	BLK	STL	PTS	AVG
4	CLAY, Jr.	3-3	107:55	36.0	28-51	.549	7-20	.350	1-2	.500	1	4	5	1.7	0	0	8	5	0	5	64	21.3
33	GOLDMAN, Shandon	3-2	78:57	26.3	12-23	.522	5-13	.385	4-8	.500	4	18	22	7.3	4	0	11	4	2	4	33	11.0
0	FRANKLIN, Damaria	3-3	79:28	26.5	12-33	.364	4-18	.222	4-4	1.000	2	15	17	5.7	11	0	5	10	0	4	32	10.7
3	DAVIDSON, Keishawn	3-2	102:25	34.1	9-26	.346	3-10	.300	9-10	.900	0	12	12	4.0	3	0	21	9	0	5	30	10.0
23	HARVELL, Austin	3-3	69:07	23.0	8-17	.471	2-8	.250	5-5	1.000	6	6	12	4.0	5	0	2	3	1	2	23	7.7
11	QUEST, Dane	3-0	56:10	18.7	5-9	.556	0-2	.000	2-6	.333	5	5	10	3.3	2	0	8	4	2	1	12	4.0
10	GETTELFINGER, CJ	3-1	49:23	16.5	3-6	.500	2-3	.667	3-6	.500	0	3	3	1.0	2	0	5	2	1	3	11	3.7
5	HOPKINS, Marcus	3-1	43:13	14.4	4-8	.500	0-0	.000	2-6	.333	3	5	8	2.7	6	0	1	4	1	4	10	3.3
1	SMITH, Maverick	3-0	06:54	2.3	0-0	.000	0-0	.000	0-0	.000	0	1	1	0.3	1	0	1	0	0	0	0	0.0
15	STAYTON, Jalen	3-0	06:28	2.2	0-1	.000	0-0	.000	0-0	.000	0	1	1	0.3	0	0	0	0	0	0	0	0.0
Team											5	4	9									
Total		3	600		81-174	.466	23-74	.311	30-47	.638	26	74	100	33.3	34	0	62	41	7	28	215	71.7
Opponents		3	600		92-169	.544	31-64	.484	16-26	.615	12	76	88	29.3	42	0	71	45	9	20	231	77.0

# TECH VS. THE OVC

Tech has several long-standing series with several programs both in-state and out. The Golden Eagles have matched up with 20 different opponents that were, at one time, a member of the OVC. In those match-ups, Tech owns a 608-717 record, but remove the two series with Murray State and Western Kentucky, and the Cookeville crew turns in a mark of 538-501.

OPPONENT	FIRST	RECORD	TOT
Murray State	1930	50-135	185
Morehead State	1949	67-89	156
Austin Peay	1942	74-72	146
Middle Tennessee	1926	83-60	143
Eastern Kentucky	1951	63-79	142
Western Kentucky	1933	20-81	101
ETSU	1923	37-36	73
Tennessee State	1980	36-35	71
Southeast Missouri	1992	36-19	55
UT Martin	1968	38-16	54
Eastern Illinois	1981	27-18	45
Jacksonville State	1937	22-20	42
Belmont	1956	14-14	28
Youngstown State	1981	10-8	18
Akron	1980	8-9	17
SIUE	1992	11-5	16
Samford	1968	8-6	14
Evansville	1949	3-11	14
Marshall	1950	1-3	4
Louisville	2001	0-1	1


and 2.5 assists in two games.

- Clay was named OVC Freshman of the Week two times during the 2018-19 campaign, including following his best scoring performance in the purple and gold. At Morehead State (Jan. 24, 2019), he dropped a career-high 26 points.
- The guard's 14.4 points per game represented the third-highest average for a freshman in program history, ranking only behind Kenny Sidwell's mark of 21.3 (1954-55) and Earl Wise's mark of 18.6 (1986-87).
- He teamed up with Hunter Vick (11.2) to become the first pair of Tech freshmen to average double figures in scoring since Pete Abuls (13.3) and Paul Chadwell (11.6) during the 1978-79 campaign.
- During the 2018-19 season, Clay posted 24 double-digit scoring efforts, the second-most in program history among Golden Eagle freshmen. Only Early Wise (25) posted more, during the 1986-87 season. He also represented just the fourth to reach 20 double-digit performances, joining Wise, Stephen Kite (21 in 1982-83) and Anthony Avery (20 in 1985-86).
- **Despite missing the first three contests of the year due to COVID protocols, Clay currently ranks second in the OVC in scoring (16.4 ppg), fourth in steals (1.9 spg), fourth in 3-point field goals made per game (2.1), ninth in free-throw percentage (74.1) and 12th in assists (3.5 apg).**

## 2020-21 OVC STANDINGS

(as of Feb. 17, 2021)

TEAM	OVC	PCT.	STRK	OVRL	PCT.	H	A	N	STRK
Belmont	16-0	1.000	W16	22-1	.957	9-1	10-0	3-0	W19
Morehead State	13-3	.813	L1	16-7	.696	10-1	6-5	0-1	L1
Eastern Kentucky	11-4	.733	W2	17-5	.773	8-2	7-3	2-0	W2
Jacksonville State	10-5	.667	W4	14-7	.667	6-3	5-4	3-0	W4
Austin Peay	9-7	.563	L1	13-9	.591	7-4	4-4	2-1	L1
Murray State	9-7	.563	W4	12-9	.571	8-3	4-6	0-0	W4
SIUE	6-8	.429	L2	8-12	.400	1-6	6-5	1-1	L2
Southeast Missouri	6-10	.375	W1	8-14	.364	6-5	1-9	1-0	W1
UT Martin	5-11	.313	L2	7-13	.350	6-5	1-8	0-0	L2
Eastern Illinois	4-12	.250	L2	7-16	.304	5-5	2-11	0-0	L2
<b>Tennessee Tech</b>	<b>3-13</b>	<b>.188</b>	<b>L1</b>	<b>3-20</b>	<b>.130</b>	<b>3-6</b>	<b>0-14</b>	<b>0-0</b>	<b>L1</b>
Tennessee State	2-14	.125	L6	3-16	.158	3-7	0-9	0-0	L6



### "QUOTABLE"

**Former Florida Director of Athletics Jeremy Foley on Pelphrey**

"I think Tennessee Tech hired an outstanding coach and an outstanding person. John Pelphrey had a huge role in building the basketball program here at Florida under Billy Donovan. He has obviously been a head coach and done extremely well. He is just what I would call a big time person and coach. I'm very excited for him and certainly know that Tennessee Tech will be pleased with the job John does."

### KEISHAWN IS KEY

- Keishawn Davidson entered the 2020-21 campaign with plenty of momentum, turning in one of the better freshmen campaigns by a point guard in school history.
- Just one year after teammate Jr. Clay dished out 124 assists, Davidson surpassed his fellow backcourt partner's total with 131 helpers in 2019-20. Only Anthony Avery turned in more as a freshman, distributing 153 during the 1985-86 season.
- Davidson became just the fourth freshman in program history to lead the Golden Eagles in assists (Clay was the third), ranking third in the OVC with 4.4 dimes per game.
- Ranking in the top-10 in the OVC in assist/turnover ratio last year (1.7), Davidson ended his rookie campaign on a high note, compiling nine assists with zero turnovers at Jacksonville State.
- He became the first Golden Eagle to post at least eight helpers with no turnovers since Curtis Phillips Jr. did so against Boyce College during the 2017-18 campaign.
- During last year's exhibition contest, Davidson dazzled Tech fans with a show, posting 26 points (on 9-of-12 shooting & 6-of-7 from 3-point range) and eight rebounds.
- The Murfreesboro native lived up to the hype he drew in the Eblen Center that day, and league agreed, honoring him with the first OVC Freshman of Week honor of the year. He averaged 14.5 points and 8.0 assists and 3.0 rebounds in two games.
- In his first collegiate contest, he dropped a team-high 18 points and six assists. The rookie made zero turnovers while playing a team-high 33 minutes.
- The 18 points represented the most by a Tech freshman in his collegiate debut since Earl Wise dropped 27 against Bethel College on Nov. 29, 1986.

- It marked the most by a freshman in his debut again a Division I opponent since Anthony Avery scored 21 points against Louisiana (Nov. 30, 1985).
- It also stands as the most points by a freshman in his first Division I road contest since Paul Chadwell also had 18 at New Orleans (Nov. 24, 1978).
- Mark Burnett owns the program record for freshman points in his first Division I road competition, an impressive 20 in Tuscaloosa against No. 15 Alabama on Dec. 5, 1977.
- Davidson's six assists and zero turnovers matched the program's freshman record for number of assists (as well as fewest turnovers) in his collegiate debut set by Lanerryl Johnson on Nov. 10, 2012 against Crowley's Ridge.
- It represented the mark for a freshman against both a Division I opponent and road contest as well.
- For an encore, Davidson put together his first career double-double while leading Tech past Martin Methodist. He posted 11 points and 10 assists while snagging five rebounds as well.
- The 10 dimes made him the first Tech freshman with double digit helpers since Leigh Gayden had 10 against Toccoa Falls on Jan. 11, 2000.
- The double-double represented Tech's first with assists since Torrance Rowe scored 14 points with 10 dimes against Eastern Kentucky on Jan. 24, 2015. That contest also marked the last time a Golden Eagle posted 10 assists in a contest.
- As a freshman, he was named a team captain just prior to its contest at Lipscomb on Dec. 17, 2019.
- With his team-leading 17 points at Indiana, and his 18 points at Western Kentucky last season, Keishawn Davidson became the



## CAREER DOUBLE-DOUBLES

### 2020-21

PLAYER	CATEGORIES	DATE
Shandon Goldman	20 pts / 11 reb	2/13/21
Jr. Clay	15 pts / 10 ast	1/9/21
Jr. Clay	20 pts / 10 ast	12/13/20
Austin Harvell	12 pts / 10 reb	12/3/20
Keishawn Davidson	12 pts / 10 reb	11/30/20

### 2019-20

PLAYER	CATEGORIES	DATE
Keishawn Davidson	11 pts / 10 ast	11/10/19
Amadou Sylla	20 pts / 14 reb	11/10/19

first Golden Eagle to score in double figures in back-to-back season openers since Josiah Moore posted 15 at USF (11/9/13) and 11 against Carolina (formerly Piedmont International - 11/14/14).

- Davidson was also the first to score at least 17 points in the first game of the year in back-to-back seasons since Larrie Smith dropped 19 at Georgia Southern (11/20/99) and 17 at South Carolina (11/17/00).
- In Tech's home opener against Chattanooga, sophomore point guard Keishawn Davidson claimed his first double-double of the season with a team-high 12 points and 10 rebounds.
- It marked the second double-double of Davidson's young career (11 pts/10 ast vs. Martin Methodist, 11/10/19), and made him the first Golden Eagle to record two career double-doubles involving different statistical categories since Cameron Crisp (19 pts/11 reb at UT Martin, 2/9/02 & 26 pts/11 ast vs. Eastern Illinois, 3/1/03).
- He is also just the fifth known Tech hooper to accomplish the feat (specific double-double records go back to 1984-85), joining Crisp, Alex Franco, Lorenzo Coleman (all-

## ON THE DEFENSIVE (as of Feb. 17, 2021)

### TECH'S DEFENSIVE STATS FOR THE 2020-21 SEASON

76.4

Scoring Defense  
OVC Rank: 11th

24.7

Defensive Rebounds  
OVC Rank: 7th

.479

FG% Defense  
OVC Rank: 11th

.358

3-Point FG% Defense  
OVC Rank: 10th

33.6

Rebounding Offense  
OVC Rank: 11th

2.23

Blocks Per Game  
OVC Rank: 11th

6.7

Steals  
OVC Rank: 9th

.727

Defensive Rebound %  
OVC Rank: 4th

time blocks leader) and Van Usher (all-time assists and steals leader).

- Davidson dropped a career-high 19 points on 7-for-9 shooting and a 3-for-3 showing from deep in Tech's win over TSU. He also dished out six assists with two steals.
- Against ECU, Davidson dished out a team-high seven assists, becoming just the third Golden Eagle to account for 100-plus assists in each of his freshman and sophomore seasons. He joined Anthony Avery (1985-89) and teammate Jr. Clay in the exclusive club.***

### TRANSFER IMPACT

- Damaria Franklin scored a team-high 21 points against the Gamecocks (12/13/20), producing the most points by a Tech player in his debut with the team since Ty Allen posted 25 at USF on Nov. 9, 2013. Franklin missed the first five games of the season due to COVID protocols.
- Representing one of 14 known Golden Eagles to call Knoxville his hometown in

program history, CJ Gettelfinger became the first Tech player from Knoxville ever to score against the Vols on their home floor with a mid-range jumper in the first half of the Golden Eagles' loss on Friday.

- Ricky Norris (1994-95) and Jimmy Elliott (1982-85) represented the only known Tech Knoxvilleans to ever face the Vols in their careers prior to Gettelfinger playing on Friday.
- Norris was the only member of the purple and gold to see the floor against the Vols in Knoxville, playing the final two minutes of the Nov. 27, 1994 match-up. Elliott scored two points in the Tech loss to Tennessee in Cookeville on Mar. 14, 1985.
- Graduate transfer Shandon Goldman turned in a season-high 13 points at Eastern Illinois, hitting a trio of triples with a team-high six rebounds.
- One game after hitting a career-high four triples at ECU, Goldman exploded for two more careers highs against Belmont. He scored a game and career-best 19 points on 7-for-8 shooting, sinking 5-of-6 tries

## DOUBLE-DOUBLE DIRT

**Most points in a double-double:** 42 pts., 11 reb.

John Best at Morehead State 2-22-93

**Most rebounds in a double-double:** 14 pts., 22 reb.

Lorenzo Coleman Bethel College 12-10-94

**Most assists in a double-double:** 12 pts., 17 ast.

Van Usher at Western Kentucky 12-28-91

**Most blocks in a double-double:** 12 pts., 10 blk.

Lorenzo Coleman at Eastern Kentucky 1-6-97

**Most double-doubles in a season:**

Lorenzo Coleman 20 1996-97

**Double-double without points:** 10 reb., 11 ast.

Will Moore East Tennessee State 12-17-03

## TRIPLE-DOUBLES

**Tech has had two triple-doubles in its history:**

Lorenzo Coleman 18 pts., 11 reb., 10 blk. 12-21-94

Van Usher 16 pts., 10 reb., 14 ast. 2-24-92

## TECH'S ALL-TIME DOUBLE-DOUBLE LEADERS (since 1959-60)

Name	Years	No.	Name	Years	No.
Lorenzo Coleman	1993-97	40	John C. Adams	1976-77	10
Rich Stone	1970-73	33	Frank Bartleson	1967-69	10
Earl Wise	1986-90	31	Ryan Martin	2015-16	10
Jud Dillard	2009-13	26	Tom McKinney	1959-62	10
Milos Babic	1987-90	26	Ed deHaas	1985-87	9
Daniel Northern	2006-09	25	Brian Troupe	1978-79	9
Stephen Kite	1982-86	25	Willie Smith	1975-76	9
Damien Kinloch	2001-03	23	Tom Schmidt	1974-76	9
Ron Filipek	1964-67	23	Howard Miller	1972-74	9
Bobby Porter	1975-78	21	Maury Schwegman	1970-72	9
Bobby Young	1961-64	21	Ketchel Strauss	1967-69	9
Larrie Smith	1999-01	19	Charles Wood	1964-65	9
John Best	1989-93	19	John A. Adams	1960-63	9
Charles Jackson	2014-15	18	Carlos Floyd	1993-96	8
Van Usher	1989-92	18	Rob West	1990-94	8
Ron Sutton	1967-70	18	Maurice Houston	1990-94	7
Greg Bibb	1992-96	16	Joey Westmoreland	1998-02	6
Amadi McKenzie	2004-08	15	Steve Taylor	1982-83	6
Jerome Rodgers	1987-91	14	Six players tied	1959-15	5
Alton Roark	1974-75	14	10 players tied	1959-15	4
Willie Jenkins	2003-05	12	14 players tied	1959-15	3
Charles Edmonson	1990-92	12	<b>15 players tied</b>	<b>1959-21</b>	<b>2</b>
Alex Franco	1997-98	11	<b>34 players tied</b>	<b>1959-21</b>	<b>1</b>

from beyond the arc.

- **Goldman turned in the best game of his career in Tech's win over EIU, tallying career-highs of 20 points and 8 assists, as well as 11 rebounds, on his way to his first double-double in the purple and gold.**
- Junior college transfer Marcus Hopkins was a beast in the win over TSU, setting career-highs of 10 points and six rebounds in just 18 minutes of work. He snagged four of those boards on the offensive glass in a critical point in the second half.
- Franklin erupted at EIU, scoring a season-high 25 points behind four 3-pointers and a 10-for-16 showing from the floor. He added four boards in 33 minutes off the bench.
- At Austin Peay, Franklin added 22 points on a highly efficient 9-for-13 from the floor. He connected on 3-of-6 from downtown as well.

### FANTASTIC FRESHMEN

- Freshmen forwards Austin Harvell and Kenny White Jr. have kicked off their Golden Eagle careers in remarkable fashion.
- White was averaging 7.4 points per game before sustaining a season-ending injury.
- Harvell recorded his first career double-double at Northern Kentucky with 12 points and 10 rebounds.
- In Martin, Harvell set new career-highs with four 3-pointers and 14 points. He also snagged a team-high eight boards.
- At Indiana, White(13) and Harvell (10) teamed up to become the first pair of Tech freshmen to score in double figures in a season opener since Nov. 29, 1975 when Jimmy Howell (18) and John C. Adams (15) accomplished the feat against Baptist College (now Baptist Health Sciences University).
- They also became the first pair of Golden Eagle freshmen to score in double digits against a Power 5 Conference opponent since Marc Glanton (11) and Kenneth Smith (13) managed it at Georgia (12/29/94).



### "QUOTABLE"

**Kentucky Head Coach John Calipari on Pelphrey**

"What a great hire for Tennessee Tech. John Pelphrey is an absolute wonderful human being, first and foremost. He will be an instant hit in the community. As a coach, John is tenacious and has all the tools and abilities to establish a winning tradition at Tech. Golden Eagle fans have a great reason to be excited."

### AMADOUS AND DONT'S

- Representing the first Tech player ever from Mali, and just the second Golden Eagle from Africa, Amadou Sylla joined Tech as a true sophomore after transferring from Iowa Western Community College.
- The big man made an instant impact, averaging 16.5 points and 9.0 rebounds while shooting 77.8 percent from the field through the team's first two game. For his efforts, he took home the 2019-20 season's first OVC Newcomer of the Week honors.
- Sylla kicked things off by hitting 6-of-7 tries from the floor at Western Kentucky, scoring 13 points while hauling in four rebounds.
- He turned things up a notch in the home-opener against Martin Methodist, recording his first career double-double while leading the contest with 20 points and 14 boards. He shot 8-of-11 from the field in just 24 minutes of action.
- At Lipscomb, the young post player collected his second double-digit rebounding performance of the year, hauling in 11 boards to lead the team.
- Over the summer, Sylla added 25 pounds of muscle to his 6-foot-8 frame. He tries to model his game after that of Basketball Hall of Famer Dennis Rodman, aiming to focus on rebounding and defense to help with his strengths.
- In his first start of the 2020-21 season (against SEMO), Sylla scored a season-high 13 points with seven rebounds, including the team's first six points of the game.

### MR. SMITH

- A relatively quiet individual off the court, senior guard Maverick Smith impressed



**TECH  
IN THE  
NBA**

**& AROUND  
THE GLOBE**

### CURRENT TECH PROS

#### TECH ON INTERNATIONAL ROSTERS

Name	Country	Club
Anthony Fisher	Israel	Hapoel
Charles Jackson	Japan	Hitachi
Aleksa Jugovic	Bosnia	Capljina
Anthony Morse	Italy	Varese
Kevin Murphy	Qatar	Al Arabi

### NBA DRAFT HISTORY

#### KEVIN MURPHY – 2012

UTAH JAZZ / ROUND 2: PICK 47

#### JOHN BEST – 1993

NEW JERSEY NETS / ROUND 2: PICK 36

#### MILOS BABIC – 1990

PHOENIX SUNS / ROUND 2: PICK 50

#### FRANK JONES – 1976

BUFFALO BRAVES / ROUND 7: PICK 118

#### WAYNE PACK – 1973

SAN DIEGO CONQUISTADORS / ROUND 8: PICK 74 (ABA)

#### FRANK BARTLESON – 1969

BALTIMORE BULLETS / ROUND 10: PICK 141

#### RON FILIPEK – 1967

PHILADELPHIA 76ERS / ROUND 9: PICK 100

#### JIMMY HAGAN – 1960

MINNEAPOLIS LAKERS / ROUND 3: PICK 18

#### HERBIE MERRITT – 1958

DETROIT PISTONS / ROUND 11: PICK 76

#### BRUCE HARRIS – 1956

FORT WAYNE PISTONS / ROUND 7: PICK 54

## ON THE OFFENSIVE (as of Feb. 17, 2021)

### TECH'S OFFENSIVE STATS FOR THE 2020-21 SEASON

<b>64.9</b>	<b>-11.5</b>	<b>.425</b>	<b>.308</b>
Scoring Offense OVC Rank: 12th	Scoring Margin OVC Rank: 11th	Field Goal % OVC Rank: 9th	3-Point Field Goal % OVC Rank: 11th
<b>.669</b>	<b>13.7</b>	<b>+0.9</b>	<b>7.4</b>
Free Throw % OVC Rank: 6th	Assists Per Game OVC Rank: 6th	Assist/Turnover Ratio OVC Rank: 7th	3-Point FG Per Game OVC Rank: 5th

## “QUOTABLE”

### Former Tech guard Cade Crosland on Pelphrey

"I'm appreciative of Coach Pel for several reasons. He gave me a chance to play in my senior season. You only get on of those and he made it happen for me. He took our team to Sparta [my hometown] to do some community service work. Sparta has and continues to take care of me, so it was really special to be able to go with our team and help out. I'm looking forward to watching our Golden Eagles this year and know they will be successful."

head coach John Pelphrey in his first season at the helm of the Golden Eagle program last year with his incredible work ethic, unselfish attitude and dedication to the team.

- After witnessing Smith putting in extra work at a hotel gym on a road trip, Pelphrey noted that the now senior's response to a simple question inspired him as much as anything last season.
- When asked why he was working out after a tough practice session, Smith simply told Pelphrey, "I want to be the best version of myself that I can be."
- Not long after, Smith was named a team captain, despite holding walk-on status and never playing more than half of his team's games in any given season.
- Over the summer, during the team's first in-person meeting (which was socially distanced), Pelphrey awarded the senior with a full scholarship following a video tribute that involved Smith's family (his little brother made the announcement at the end of the video).
- In the 2020-21 season opener at Indiana, Smith made his first career start while playing a career-high 18 minutes. He started each of the team's first four games this season.

## DUAL-SPORT ATHLETE

- Junior guard Jamaal Thompson has one of the most interesting paths to the Golden Eagle roster, joining the team on Nov. 21 after spending his first two seasons at Tech as a defensive back on the Tech football team.
- Still expected to play on the gridiron in the spring, Thompson is the first Tech student-athlete to participate in both football and men's basketball since Derrick Gray.
- A center on the Tech hoops squad during the 1989-90 and 1991-92 campaigns and a defensive end for the Golden Eagle football team from 1989-92, Gray would go on to great success on the gridiron, eventually signing a free-agent contract with the Cincinnati Bengals in 1993.
- After redshirting as a freshman at ETSU, Thompson followed current Tech head football coach Dewayne Alexander to Cookeville, and saw his first action at Tucker Stadium during the 2019 season as a sophomore.
- He made 20 tackles while playing in 11 of Tech's 12 contests last season. Thompson also recovered a fumble at Miami (Ohio) and tallied at least three tackles in three games.
- His cousin, Ladarius Vanlier, was an All-American running back and return man for the Golden Eagles from 2012-15.

## INTERNATIONAL FLAVOR

Tennessee Tech has seen a fair share of international players make the long journey to Cookeville to become a member of the Golden Eagle family over the years. The 2020-21 campaign will be no different with two players suiting up in the purple and gold after leaving their homes. Sophomore guard **Dane Quest** hails from Toronto, Ontario, Canada. Junior forward **Amadou Sylla** is a citizen of Bamako, Mali.

YEARS	PLAYER	COUNTRY
2019-	Dane Quest	Canada
2019-	Amadou Sylla	Mali
2017-18	Joan Duran	Dominican Republic
2017-18	Domen Omladič	Slovenia
2016-18	Stephaun Adams	Virgin Islands
2015-16	Ryan Martin	England
2014-18	Aleksa Jugovic	Serbia
2012-14	Ammanuel Diressa	Canada
2010-14	Dennis Ogbe	Germany
2010-12	Liam McMorrow	Canada
2005-07	Francis Kabore	Burkina Faso
1997-99	Arnaldo Febres	Puerto Rico
1997-98	Alex Franco	Canary Islands
1991-93	John Dykstra	Canada
1987-90	Milos Babic	Yugoslavia
1984-87	Ed deHaas	Holland
1983-86	James Henry	Virgin Islands

## BIGGER THAN BASKETBALL

- Sophomore guard Dane Quest and junior guard Jamaal Thompson have been instrumental in helping Tech student-athletes work through a summer that saw social injustice reach new heights across the country.
- Both student-athletes became founding members of the University's student organization C.O.D.E. (Center of Diversity Education) promoting unity through diversity.
- Serving as the president of the organization, Thompson earned Tech Athletics' Unsung Leader Award for the month of October, which honors a varsity student-athlete who has made a positive impact on their team and the Tennessee Tech community as a whole, through his or her dedication to demonstrating leadership traits, such as; keep learning, growing and improving; follow through with excellence; accomplish more than expected; and inspire and motivate others.
- He has taken an active role in educating teammates and fellow students about racial equality and helped organize multiple podcasts over the summer and fall with broadcaster Dylan Vazzano to discuss social injustice with several student-athletes.
- A 4.0 student in the classroom, Thompson also helped organize a peaceful unity march on campus with student-athletes on October 15, capturing the attention of head coach John Pelphrey who said of Thompson, "This young man is going above and beyond with his servant leadership. We need to encourage, elevate

## 2020-21 OVC PLAYERS OF THE WEEK

### PLAYER

Nov. 30	Terry Taylor, Austin Peay	Jan. 18	Ben Sheppard, BEL & Tre King ECU
Dec. 7	Tre King, Eastern Kentucky	Jan. 25	Brandon Huffman, Jacksonville State
Dec. 14	Luke Smith, Belmont	Feb. 1	KJ Williams, Murray State
Dec. 21	Nick Muszynski, Belmont	Feb. 8	Terry Taylor, Austin Peay
Dec. 28	Terry Taylor, Austin Peay	Feb. 15	Terry Taylor, APSU & Grayson Murphy, BEL
Jan. 4	Ben Sheppard, Belmont	Feb. 22	
Jan. 11	Terry Taylor, Austin Peay	Mar. 1	

### NEWCOMER

Nov. 30	Luke Smith, Belmont	Jan. 18	Darian Adams, Jacksonville State
Dec. 7	Eden Holt, UT Martin	Jan. 25	Brandon Huffman, Jacksonville State
Dec. 14	Luke Smith, Belmont	Feb. 1	Sidney Wilson, SIUE
Dec. 21	Sidney Wilson, SIUE	Feb. 8	Skyelar Potter, Morehead State
Dec. 28	Skyelar Potter, Morehead State	Feb. 15	Cameron Holden, UT Martin
Jan. 4	Amanze Ngumezi, Jacksonville State	Feb. 22	
Jan. 11	Brandon Huffman, Jacksonville State	Mar. 1	

### FRESHMAN

Nov. 30	Johni Broome, Morehead State	Jan. 18	Johni Broome, Morehead State
Dec. 7	JaCobi Wood, BEL & Curt Lewis, ECU	Jan. 25	Wendell Green Jr., ECU & Marcus Fitzgerald, TSU
Dec. 14	Johni Broome, Morehead State	Feb. 1	Johni Broome, Morehead State
Dec. 21	Johni Broome, Morehead State	Feb. 8	Wendell Green Jr., ECU & Johni Broome, MOR
Dec. 28	JaCobi Wood, Belmont	Feb. 15	Johni Broome, Morehead State
Jan. 4	Wendell Green Jr., Eastern Kentucky	Feb. 22	
Jan. 11	Wendell Green Jr., Eastern Kentucky	Mar. 1	





**"QUOTABLE"**  
**Former UK/Louisville**  
**Head Coach Rick Pitino**  
 "John is an awesome hire for Tennessee Tech. He has a great mind for the game and is a tireless recruiter. He is one of my all-time favorites."

and equip him and all student-athletes to continue what they are doing."

## A FAMILY AFFAIR

- When head coach John Pelphrey took the Tennessee Tech job, he had no guarantees his children would follow him to Cookeville.
- His son, Jaxson, was the head manager at Alabama for three months and was promised a spot with the team for 2019-20 by new head coach Nate Oats.
- Jaxson made the decision to come along to Cookeville and join the Tech staff as a manager and returns for his second season with the Golden Eagles.
- Pelphrey's daughter, Grace, was a freshman member of the Crimson Tide's women's team in 2018-19.
- After speaking with Tech women's head coach Kim Rosamond, Grace also made the decision to transfer and is currently a junior member of the Golden Eagles this season. Last year, she played in five contests for the purple and gold, scoring five points and grabbing six rebounds.

## TOPS IN THEIR STATES

- Three of Tech's players for the 2020-21 season boast a particularly impressive feat as part of their respective resumes, all finishing as finalists for the Mr. Basketball Award for their state during their high school careers.
- Junior guard Jr. Clay was a two-time finalist at the TSSAA Division II Class AA level while at The McCallie School in Chattanooga, earning the honor in 2017 and again in 2018.
- Transfer sophomore guard CJ Gettelfinger was one of three finalists at the TSSAA Division II Class A level in 2018 while competing for Grace Christian Academy in Knoxville.
- Freshman forward Kenny White Jr. was named a finalist for Kentucky's Mr. Basketball Award in 2020 while starring for Madisonville-North Hopkins High School in Madisonville, Ky.
- Head coach John Pelphrey, a University of Kentucky Hall of Famer, was a Mr. Basketball Award winner during his high school days, claiming the honor for Paintsville High School in 1987.

## ROSTER BREAKDOWN

- The 2020-21 Tech roster features 15 players (13 scholarship student-athletes) representing six states and three countries.
- Six Golden Eagle players hail from the state Tennessee, while Arkansas and Illinois each boast two Tech players. Alabama, California and Kentucky are represented by one Tech

player each.

- Two international players round out the roster, including one Golden Eagle from Canada and another from Mali.
- Tech has one graduate student, one senior, five juniors, four sophomores and four true freshmen.
- Nine Golden Eagles stand 6-foot-5 or taller while the other six measure in at 6-foot-4 or shorter.
- Nine members are new to the Tech squad for 2020-21, including Damaria Franklin, CJ Gettelfinger, Shandon Goldman, Austin Harvell, Marcus Hopkins, Taelon Peter, Jalen Stayton, Jamaal Thompson and Kenny White Jr.


## INEXPERIENCED BUNCH

- While the 2020-21 Golden Eagles welcomed in nine new faces to the roster this season, that number doesn't show just how little this team spent together coming into the season. With just six returners from last year's squad, the team dealt with the absence of summer practice as well as the effects of the COVID-19 virus, fielding very few practices with a full squad while adhering to health and safety protocols.
- While the team did feature 89 total starts at the Division I level heading into the season, 31 more than last year's squad, 88 of that total was from just four players.
- Tech players that made their Division I debut in 2020-21 are junior guard Damaria Franklin, freshman guard Taelon Peter, junior center Marcus Hopkins, freshman forward Kenny White Jr., freshman forward Jalen Stayton, freshman forward Austin Harvell and junior guard Jamaal Thompson.
- In addition to those seven players, senior guard Maverick Smith and graduate transfer forward Shandon Goldman made their first career starts at the Division I level.
- CJ Gettelfinger, who spent the 2019-20 campaign at Oakland University, could still make his first career start after earning immediate eligibility from the NCAA on Dec. 3, 2020.

## ENUFF IS ENUFF

This season, the Tennessee Tech men's basketball team will wear warm-up shirts bearing a social justice message special to the team.

"This action of wearing a shirt represents the way we intend to treat each other on this team. It represents the way we, as a team, intend to treat all those around us. It represents the way we hope to influence all those around us to treat all those around them," the players said about how they planned to become a part of the national conversation on racism.



The message on the shirts, Enuff is Enuff, was chosen purposefully by the team.

The players say they chose "enuff," because the misspelling stands out, catches the eye, and can make us uncomfortable.

"We understand that wearing a shirt is essentially words; we understand that actions will always speak louder than words. However, the purpose of wearing such a shirt is to bring attention to an issue"

In addition, a Unity patch, created by the National Student-Athlete Advisory Committee, will be worn on the uniforms of all OVC basketball teams.

## TECH IN POSTSEASON PLAY

### NCAA TOURNAMENT (NCAA)

March 11, 1958	L	94-61	Notre Dame	(Evanston, Ill.)
March 9, 1963	L	111-42	Loyola-Chicago	(Evanston, Ill.)

### NATIONAL INVITATION TOURNAMENT (NIT)

March 14, 1985	L	65-62	Tennessee	(Cookeville, Tenn.)
March 13, 2002	W	64-62	Georgia State	(Cookeville, Tenn.)
March 15, 2002	W	68-59	Dayton	(Dayton, Ohio)
March 19, 2002	W	80-61	Yale	(New Haven, Conn.)
March 23, 2002	L	79-73	Memphis	(Memphis, Tenn.)

### COLLEGEINSIDER.COM TOURNAMENT (CIT)

March 16, 2011	L	74-66	Western Michigan	(Kalamazoo, Mich.)
March 13, 2012	L	74-43	Georgia State	(Atlanta, Ga.)

### VEGAS 16 TOURNAMENT (VEGAS 16)

March 28, 2016	L	75-59	Old Dominion	(Las Vegas, Nev.)
----------------	---	-------	--------------	-------------------



Named the 13th head coach in Tennessee Tech men's basketball history on Friday, Apr. 12, 2019, former University of Kentucky All-American and Hall of Famer **JOHN PELPHREY** is in his second season at the helm of the Golden Eagle program.

In his first year with the program, Pelphrey saw a lot of growth from the young squad, earning six of the team's nine victories over the final 14 games. Tech finished just a game out from earning a berth into the OVC Tournament, completing the year ranked in the top-four in the league in assists per game (13.9), steals per game (6.9) and 3-point field goals made per game (8.3).

Sophomore guard Jr. Clay earned All-OVC Second Team honors for the second time in his career and first under the direction of Pelphrey. Other accolades on the year went to sophomore forward Amadou Sylla (OVC Newcomer of the Week once) and freshman guard Keishawn Davidson (OVC Freshman of the Week once).

Boasting over 25 years of Division I coaching experience, Pelphrey's most recent stop prior to the move to Tech came as the associate head coach at the University of Alabama under former head coach Avery Johnson. He spent three seasons (2016-19) with the Crimson Tide, assisting the staff in the recruiting and signing of one of the top classes in school history, including eventual NBA Lottery pick Collin Sexton.

The 2017 signing class boasted two players among the top-25 recruits in the country, both five-star recruits as listed by Rivals.com, as well as two four-star players and a three-star, while four of the five signees were ranked among the top-100 players in the nation, according to the site. Combined, the Alabama signing class was ranked as high as No. 6 in the nation.

Prior to spending time as an analyst for ESPN and the SEC Network throughout the 2015-16 basketball season, Pelphrey spent four seasons (2011-15) in what was his second stint as an assistant coach under former head coach Billy Donovan at the University of Florida. In his 10 total years with the Gators, Pelphrey was instrumental in helping the team claim four SEC championships and secure seven total NCAA Tournament bids, including appearances in the 2000 national championship game, the 2014 Final Four, the 2012 and 2013 Elite Eight and a Sweet 16 showing in 1999.

In between his two stops at Florida, the Paintsville, Ky. native earned head coach opportunities at the University of South Alabama for five seasons from 2002-07 and the University of Arkansas for four seasons from 2007-11. Pelphrey holds a career 149-126 record (.542) as head coach, including an 80-67 (.544) mark at South Alabama and a record of 69-59 (.539) at Arkansas.

In 2007, Pelphrey was selected to lead the Arkansas program and responded by guiding the team to 23 wins in 2007-08, the best total by a first-year coach in the school's history. They went on to an appearance in the SEC Tournament final, reaching the second round of the NCAA Tournament. That 2007-08 Razorbacks finished with a 23-12 record, including an impressive 6-2 mark against ranked opponents. The 23 wins were the most at Arkansas since 1999.

Throughout his stint as the Razorbacks' head coach, Pelphrey coached four All-SEC performers (Sonny Weems, Michael Washington, Courtney Fortson, Rotnei Clarke) and two SEC All-Freshman honorees (Fortson, Marshawn Powell). He was also instrumental in recruiting eventual All-SEC performer B.J. Young.

During his five seasons as the head coach of South Alabama, Pelphrey led the Jaguars to a Sun Belt regular season championship and a conference tournament title. That 2005-06 USA squad earned a trip to the NCAA Tournament after leading the Sun Belt Conference in scoring margin and 3-point defense. Earning Sun Belt Coach of the Year honors, Pelphrey guided South Alabama to a 24-7 mark, with the team improving its offensive output by 11 points over the previous season.

In his final season at USA, Pelphrey took the Jaguars to an appearance in the National Invitation Tournament (NIT) following a 20-12 record, including a 13-5 mark in Sun Belt play.

## THE JOHN PELPHREY FILE

### BORN

July 18, 1968 / Paintsville, Ky.

### HIGH SCHOOL

Paintsville High School / Forward / 1984-87

### COLLEGE CAREER

Kentucky / Forward / 1988-92

### COLLEGE DEGREE

Kentucky / 1992

### COACHING CAREER

Assistant Coach / Oklahoma State / 1993-94

Assistant Coach / Marshall / 1994-96

Assistant Coach / Florida / 1996-2002

Head Coach / South Alabama / 2002-07

Head Coach / Arkansas / 2007-11

Associate Head Coach / Florida / 2011-15

Associate Head Coach / Alabama / 2016-19

Head Coach / Tennessee Tech / 2019-Present

### COACHING HONORS

2006 Sun Belt Conference Coach of the Year / Sun Belt Conference

2008 Arkansas program record for wins by first-year head coach (23)

2008 Arkansas first first-year head coach to earn postseason bid

### PLAYER NOTES

**Paintsville High School:** 1987 Mr. Basketball in the state of Kentucky; finished prep career with 2,477 points and 1,316 rebounds

**Kentucky:** 1989 Kentucky Student-Athlete of the Year / 1990 UK Best Playmaker and Mr. Deflection Team Awards / 1991 All-American Honorable Mention; All-SEC First Team (Coaches); All-SEC Second Team (AP); Team MVP; Team Captain / 1992 Team Captain; Jersey number (34) retired at Kentucky / 2005 Inducted into Kentucky Hall of Fame / started 90 of 114 career games; career scoring average of 11.0 points

### FAMILY

Wife - Tracy

Son - Jaxson

Daughter - Grace

## PELPHREY CAREER COACHING RECORD

YEAR	OVERALL	PCT.	CONFERENCE	PCT.	FINISH	POSTSEASON
2002-03	14-14	.500	7-8	.467	T-3rd West	SBC Tournament Quarterfinals
2003-04	12-16	.429	6-9	.400	T-4th West	SBC Tournament Quarterfinals
2004-05	10-18	.357	6-9	.400	T-4th West	SBC Tournament First Round
2005-06	24-7	.774	12-3	.800	1st West	NCAA Tournament First Round
2006-07	20-12	.625	13-5	.722	1st East	NIT First Round
<b>5 Years</b>	<b>80-67</b>	<b>.544</b>	<b>44-34</b>	<b>.564</b>	<b>AT SOUTH ALABAMA (Sun Belt Conference)</b>	
2007-08	23-12	.657	9-7	.563	2nd West	NCAA Tournament Second Round
2008-09	14-16	.467	2-14	.125	6th West	SEC Tournament First Round
2009-10	14-18	.438	7-9	.438	T-3rd West	SEC Tournament First Round
2010-11	18-13	.581	7-9	.438	T-3rd West	SEC Tournament First Round
<b>4 Years</b>	<b>69-59</b>	<b>.539</b>	<b>25-39</b>	<b>.391</b>	<b>AT ARKANSAS (Southeastern Conference)</b>	
2019-20	9-22	.290	6-12	.333	9th	None
2020-21	3-20	.130	3-13	.188		
<b>2 Years</b>	<b>12-42</b>	<b>.222</b>	<b>9-25</b>	<b>.265</b>	<b>AT TENNESSEE TECH (Ohio Valley Conference)</b>	
<b>11 Years</b>	<b>161-168</b>	<b>.489</b>	<b>78-98</b>	<b>.443</b>	<b>TOTAL</b>	

Prior to Pelphrey's first stop in Gainesville as a Florida assistant, he spent two seasons on Donovan's staff at Marshall University, where the Thundering Herd went 18-9 in 1995 and 17-11 in 1996 after going 9-18 the year before they arrived. Prior to that, Pelphrey spent a season as an assistant coach under Eddie Sutton at Oklahoma State in 1994, where the Cowboys achieved a 24-10 record and reached the second round of the NCAA Tournament.

Throughout his time in the SEC, Pelphrey coached 14 players that were drafted in the NBA including World Champions: Udonis Haslem (3x), Mike Miller (2x), Matt Bonner (2x), Jason Williams and David Lee, who was also a 2-time NBA All-Star.

Pelphrey began his coaching career following one season playing professionally in France and Spain.

He played two years at Kentucky under Sutton and three under Rick Pitino. Part of UK's class known as "The Unforgettables," he was inducted into the Kentucky Hall of Fame in 2005 and named the Wildcats' Student-Athlete of the Year in 1989. His jersey number (No. 34) was retired in 1992. During his Kentucky career, he started 90 of 114 games and finished with a career scoring average of 11.0 points.

Named Mr. Basketball in the state of Kentucky as a senior at Paintsville High School in 1987, he scored 2,477 points and grabbed 1,316 rebounds in his career.

Pelphrey is married to the former Tracy Lyon and they have a son, Jaxson, and a daughter, Grace.

## THE STAFF



### ANDRE BELL

**Assistant Coach • Bemidji State, 2008**

- Second season at Tech; Second season as an assistant coach at the Division I level.
- Previously worked as an assistant (2012-14) and associate head coach (2016-19) at Moberly Area Community College.
- Also served as an assistant coach at St. Rita [Chicago, Ill.] High School (2014-16) and Trinity Valley Community College (2008-12).
- Native of Chicago, Ill.; Lettered at and earned his bachelor's degree from Bemidji State (2005-08).



### ALEX FAIN

**Assistant Coach • Alabama, 2013**

- Second season at Tech; Second season as an assistant coach at the Division I level.
- Previously worked as the scouting and recruiting coordinator (2017-19) and video coordinator (2014-17) at Alabama. Also served as a video coordinator at Indiana (2013-14).
- Earned his bachelor's degree from Alabama (2013).
- Native of Wetumpka, Ala.



### MARCUS KING

**Assistant Coach • Northeastern Oklahoma State, 1999**

- Second season at Tech; Third season as an assistant coach at the Division I level.
- Previously worked as an assistant coach at Lee College (2008-19), Eastern New Mexico (2006-08), Butler Community College (2002-04), Jacksonville (2001-02) and Lincoln University (1999-01).
- Served as a graduate assistant at Northeastern Oklahoma State (1999) and as an assistant at Connors State College (1998-99).
- Native of Muskogee, Okla.; Earned his bachelor's degree from Northeastern Oklahoma State (1999) and his master's degree from Eastern New Mexico (2014).



### BLAKE GRAY

**Director of Operations • Alabama, 2014**

- Second season at Tech; Fourth season as a basketball operations/player personnel staffer at the Division I level.
- Previously worked as the director of player development at Alabama (2017-19). Also served as a graduate manager at Alabama (2015-17).
- Served as a manager for Alabama for four seasons (2011-15).
- Native of Huntsville, Ala.; Earned his bachelor's degree (2014) and two master's degrees (2015 & 2017) from Alabama.



### CHUCK CUSHMAN

**Athletic Trainer • Western Carolina, 2008**

- First season with Tech basketball; Eighth season as an athletic trainer in collegiate/professional sports.
- Previously served as the athletic trainer for the Golden Eagle volleyball and softball teams; also served as athletic trainer for the Tech baseball team.
- Joined the Tech sports medicine staff as a graduate assistant in 2011-12 and was promoted in 2013-14.
- Native of Marshall, Ill.; Earned his bachelor's degree from Southern Illinois (2010) and his master's degree from Tennessee Tech (2013).



### DEREK HEADRICK

**Strength & Conditioning Coach • Lee, 2014**

- First season with Tech basketball; Fourth season as a strength & conditioning coach or graduate assistant in Division I athletics.
- Previously served as a graduate assistant strength & conditioning coach at Auburn (2018-20), an intern at South Carolina (2017-18) and a student assistant at Lee University (2014-15).
- Member of the National Strength & Conditioning Association (NSCA).
- Native of Maryville, Tenn.; Lettered in baseball and earned his bachelor's degree from Lee University (2012-14) and earned his master's degree from Auburn (2020).



# HOOPER EBLEN CENTER



## HOME COURT ADVANTAGE

Originally opened back in 1977, the Hooper Eblen Center, named for former athlete and head coach Hooper Eblen, has provided a great advantage for the Golden Eagles over the years.


Tech has won nearly 70 percent of its contests at home since the Hoop was built. That number leaps to 73 percent since the new millennium began, with three undefeated seasons to show for it. In 2015-16, Tech nearly notched its fourth perfect season on the homecourt, posting a 14-1 mark, falling in the team's final home game of the season.

The Hoop has received many improvements over the past few years, including brand new seats and lighting, a state-of-the-art video board and a 3D floor projection system.

Tech will get 11 chances to send its fans home elated with a victory and the 2020-21 squad is poised to provide the place it calls home with yet another undefeated mark in "The Temple of Doom."

## CAPACITY IN THE OVC

Arena/School	Capacity
1. Gentry Center Tennessee State	10,500
2. CFSB Center Murray State	8,600
3. <b>Eblen Center Tennessee Tech</b>	<b>7,500</b>
4. Dunn Center Austin Peay	7,257
5. Show Me Center Southeast Missouri	7,000
6. Alumni Coliseum Eastern Kentucky	6,500
Johnson Arena Morehead State	6,500
8. Lantz Arena Eastern Illinois	5,300
9. Curb Event Center Belmont	5,000
10. Vadalabene Center SIUE	4,000
11. Skyhawk Arena UT Martin	4,300
12. Pete Mathews Coliseum Jacksonville State	3,500



## ON THE BIG BOARD

"The video board and all of the features it provides has been a huge enhancement to the gameday experience for fans attending games in Eblen Center."

– Mark Wilson, TTU Director of Athletics

Back and better than ever, the Eblen Center video board is set to provide all Golden Eagle fans the best experience possible, featuring exciting replays, enhanced graphics, post-game interviews with both coaches and players and of course, the 98.5 KISS cam.

## TEMPLE OF DOOM

## EBLEN CENTER BY THE NUMBERS

The Eblen Center enters its 44th season as the home to Golden Eagle basketball in 2019-20, and in that time it has provided a brutal atmosphere for opposing teams, going as far as to earn the nickname, "The Temple of Doom."

- Tennessee Tech is 404-189 (.681) in 44 seasons in the Eblen Center.
- Since the 2000 season, Tech is 192-76 (.716) in the Eblen Center.
- The Golden Eagles have won 41 of its 44 home openers in the Eblen Center.
- Tech basketball set a home win streak record of 33 games from Dec. 2, 2000 to Jan. 4, 2003.
- TTU defeated Vanderbilt, 72-71, in the arena's first basketball game on Nov. 26, 1977.
- The Golden Eagles finished the 2000-01, 2001-02 and 2004-05 seasons undefeated at home.
- The Eblen Center played host to a record-crowd of 10,352 when Tech hosted Tennessee in the opening round of the NIT.

## TECH'S RETIRED JERSEYS

Name	No.	All-OVC Honors
Stephen Kite	23	1983, 1984, 1985 Top 5 in scoring, rebounds, steals & field goal %
Earl Wise	32	1988, 1989, 1990 All-time leading scorer & top 5 in rebounds
Kenny Sidwell	40	1955, 1957, 1958 Two-time OVC champion & top 10 in scoring
Jimmy Hagan	42	1959, 1960 All-time leading rebounder & top 10 in scoring

# 0 DAMARIA FRANKLIN

JR Guard | 6-4 | 210  
Chicago, Ill. | State Fair CC



## FRANKLIN NOTES

Pronounced: duh-MAR-ee-uh

- His 21 pts vs. Jacksonville State (12/13/20) were the most by a player in his Tech debut since Ty Allen had 25 at USF (11/9/13).
- Was inactive for the first five games of the season due to COVID protocols.
- Joins teammate Tujautae Williams as the first Tech teammates from Chicago since John A. Adams & Rich Papes played together from 1960-62.
- Earned All-MCCAC First Team and All-Region 16 First Team honors both seasons at State Fair CC.
- Averaged 19.6 ppg, 6.8 rpg, 3.3 apg & 1.9 spg with a team-high 54 3-pointers as a SO at State Fair.
- Cousin, Craig Beaudion, is a senior guard at Cleveland State.
- Earned All-State First Team honors as a senior in HS with 16.7 ppg, 6.7 rpg, 2.3 apg & 2.6 spg.
- Route to Tech: Niles North HS > State Fair CC.
- Majoring in interdisciplinary studies.

## 2020-21 GAME-BY-GAME STATS

OPPONENT	DATE	GS	MIN	FG-FGA	PCT	3FG-FGA	PCT	FT-FTA	PCT	OFF	DEF	TOT	PF	A	TO	BLK	STL	PTS
at Indiana	11/25/20																	
Chattanooga	11/30/20																	
at Xavier	12/02/20																	
at Northern Ky.	12/03/20																	
at Western Caro.	12/06/20																	
Jacksonville State*	12/13/20	G	31	9-16	.563	2-7	.286	1-2	.500	0	4	4	3	2	0	1	2	21
at Jacksonville St.*	12/16/20	G	21	2-7	.286	0-3	.000	0-0	.000	1	1	2	3	0	4	0	0	4
at #10 Tennessee	12/18/20	G	27	2-10	.200	1-6	.167	3-4	.750	0	2	2	4	1	1	0	0	8
at Western Ky.	12/22/20	G	27	5-13	.385	1-3	.333	3-4	.750	0	4	4	2	3	2	0	1	14
SE Missouri*	12/30/20		30	4-7	.571	1-2	.500	2-4	.500	2	6	8	2	1	4	0	2	11
at Eastern Illinois*	01/02/21		33	10-16	.625	4-7	.571	1-2	.500	0	4	4	3	1	2	0	2	25
at Morehead St.*	01/07/21	G	33	5-13	.385	2-9	.222	3-4	.750	1	8	9	3	0	0	0	1	15
at Eastern Ky.*	01/09/21	G	27	5-11	.455	4-7	.571	0-0	.000	0	5	5	1	2	2	0	0	14
Belmont*	01/14/21	G	20	4-12	.333	3-7	.429	0-0	.000	0	5	5	2	0	2	0	0	11
Tennessee State*	01/16/21	G	37	6-13	.462	2-5	.400	2-4	.500	0	4	4	0	4	3	1	1	16
at Austin Peay*	01/21/21	G	34	9-13	.692	3-6	.500	1-2	.500	2	4	6	2	1	3	0	2	22
at Murray State*	01/23/21	G	31	1-6	.167	0-5	.000	0-0	.000	1	1	2	1	1	3	1	0	2
Morehead State*	01/30/21		26	3-13	.231	0-7	.000	2-2	1.000	2	2	4	0	1	3	0	4	8
at SE Missouri*	02/04/21	G	21	5-7	.714	2-3	.667	2-3	.667	0	2	2	4	0	3	0	3	14
at UT Martin*	02/06/21																	
SIUE*	02/11/21	G	25	3-10	.300	1-4	.250	0-0	.000	0	5	5	3	2	3	0	1	7
Eastern Illinois*	02/13/21	G	24	3-5	.600	1-3	.333	2-2	1.000	0	6	6	4	1	2	0	1	9
Eastern Kentucky*	02/15/21	G	31	6-18	.333	2-11	.182	2-2	1.000	2	4	6	4	2	5	0	2	16
at Tennessee St.*	02/18/21																	
at Belmont*	02/20/21																	
Austin Peay*	02/25/21																	
Murray State*	02/27/21																	



## PRODUCTION TRACKER

	Last Season	This Season	Career
Had a Double-Double	-	-	-
Scored 10+ Points	-	11	11
Scored 15+ Points	-	6	6
Scored 20+ Points	-	3	3
Double-Digit Rebounds	-	-	-
Led Tech in Scoring	-	3	3
Led Tech in 3-Pointers (Made)	-	4	4
Led Tech in Rebounds	-	4	4
Led Tech in Steals	-	5	5
Made 3+ 3-Pointers	-	4	4
Had 5+ Rebounds	-	8	8
Had 3+ Steals	-	2	2



## CAREER STATS

				Field Goals		3-Point		F-Throws		Rebounds									Scoring	
SEASON	TEAM	GP-GS	MIN/AVG	FG-FGA	FG%	3FG-FGA	3FG%	FT-FTA	FT%	OFF	DEF	TOT	AVG	PF-FO	AST	TO	BLK	STL	PTS	AVG
2020-21	TNTech	17-14	477/28.0	82-190	.432	29-95	.305	24-35	.686	11	67	78	4.6	41-0	22	42	3	22	217	12.8
TOTAL		17-14	477/28.0	82-190	.432	29-95	.305	24-35	.686	11	67	78	4.6	41-0	22	42	3	22	217	12.8



# 1 MAVERICK SMITH

SR Guard | 6-5 | 190  
Oakdale, Tenn. | Oakdale HS



## SMITH NOTES

- Earned his first career start at Indiana (11/23/20), playing a career-high 18 minutes.
- A walk-on his first 3 seasons, was awarded a full scholarship prior to the 2020-21 campaign for his work ethic & leadership.
- Was named 1 of 6 team captains last season (Clay, Davidson, Sylla, Cade Crosland & Hunter Vick).
- Finished as the all-time leading scorer in Oakdale High School history, amassing over 2,000 points.
- Took home All-District honors multiple times at the 4-A level.
- As a sophomore, led Oakdale High School to its first district title in 24 years, averaging 18 ppg.
- Route to Tech: Oakdale HS.
- Named to the Athletic Director's Honor Roll four times & the OVC Commissioner's HR once.
- Majoring in engineering technology.

## 2020-21 GAME-BY-GAME STATS

OPPONENT	DATE	GS	MIN	FG-FGA	PCT	3FG-FGA	PCT	FT-FTA	PCT	OFF	DEF	TOT	PF	A	TO	BLK	STL	PTS
at Indiana	11/25/20	G	18	0-4	.000	0-2	.000	0-0	.000	0	0	0	0	0	1	0	0	0
Chattanooga	11/30/20	G	15	0-0	.000	0-0	.000	0-0	.000	0	1	1	0	0	1	0	0	0
at Xavier	12/02/20	G	10	1-3	.333	1-3	.333	0-0	.000	0	0	0	1	0	1	0	0	3
at Northern Ky.	12/03/20	G	9	2-2	1.000	1-1	1.000	0-0	.000	0	1	1	0	0	1	0	0	5
at Western Caro.	12/06/20																	
Jacksonville State*	12/13/20																	
at Jacksonville St.*	12/16/20		8	1-1	1.000	1-1	1.000	0-0	.000	0	0	0	0	0	0	0	0	3
at #10 Tennessee	12/18/20		3	0-2	.000	0-1	.000	0-0	.000	1	0	1	0	0	0	0	0	0
at Western Ky.	12/22/20		4	0-0	.000	0-0	.000	0-0	.000	0	0	0	0	0	0	0	0	0
SE Missouri*	12/30/20																	
at Eastern Illinois*	01/02/21	G	9	1-3	.333	0-2	.000	0-0	.000	0	0	0	0	0	1	0	0	2
at Morehead St.*	01/07/21	G	5	0-1	.000	0-1	.000	0-0	.000	1	0	1	0	0	0	0	0	0
at Eastern Ky.*	01/09/21																	
Belmont*	01/14/21		9	1-4	.250	1-4	.250	2-2	1.000	0	0	0	1	0	0	0	0	5
Tennessee State*	01/16/21																	
at Austin Peay*	01/21/21																	
at Murray State*	01/23/21																	
Morehead State*	01/30/21		8	1-2	.500	1-2	.500	0-0	.000	0	1	1	0	0	1	0	0	3
at SE Missouri*	02/04/21																	
at UT Martin*	02/06/21		4	0-1	.000	0-1	.000	0-0	.000	0	0	0	0	0	0	0	0	0
SIUE*	02/11/21		3	0-0	.000	0-0	.000	0-0	.000	0	0	0	0	1	0	0	0	0
Eastern Illinois*	02/13/21		3	0-0	.000	0-0	.000	0-0	.000	0	0	0	1	0	0	0	0	0
Eastern Kentucky*	02/15/21		1	0-0	.000	0-0	.000	0-0	.000	0	1	1	0	0	0	0	0	0
at Tennessee St.*	02/18/21																	
at Belmont*	02/20/21																	
Austin Peay*	02/25/21																	
Murray State*	02/27/21																	



## PRODUCTION TRACKER

	Last Season	This Season	Career
Had a Double-Double	-	-	-
Scored 10+ Points	-	-	-
Scored 15+ Points	-	-	-
Scored 20+ Points	-	-	-
Double-Digit Rebounds	-	-	-
Led Tech in Scoring	-	-	-
Led Tech in 3-Pointers (Made)	-	1	1
Led Tech in Rebounds	-	-	-
Led Tech in Steals	-	-	-
Made 3+ 3-Pointers	-	-	-
Had 5+ Rebounds	-	-	-
Had 3+ Steals	-	-	-



## SEASON / CAREER STATS

### Points

Season 5 two times, last vs. BEL (1/14/21)  
Career 6 vs. Warren Wilson (12/6/18)

### Rebounds

Season 1 six times, last vs. ECU (2/15/21)  
Career 2 three times, last vs. JSU (2/13/20)

### Assists

Season 1 two times, last vs. SIUE (2/11/21)  
Career 2 vs. Eastern Kentucky (1/25/20)

### Blocks

Season -  
Career -

### Steals

Season -  
Career 1 four times, last vs. UTM (2/6/20)

### Minutes

Season 18 at Indiana (11/23/20)  
Career Same

### Field Goals Made

Season 2 at Northern Kentucky (12/3/20)  
Career 2 three times, last at NKU (12/3/20)

### Field Goals Attempted

Season 4 two times, last vs. BEL (1/14/21)  
Career 4 three times, last vs. BEL (1/14/21)

### 3-Pt. Field Goals Made

Season 1 five times, last vs. MOR (1/30/21)  
Career 2 vs. Warren Wilson (12/6/18)

### 3-Pt. Field Goals Attempted

Season 4 vs. Belmont (1/14/21)  
Career Same

### Free Throws Made

Season 2 vs. Belmont (1/14/21)  
Career 2 two times, last vs. BEL (1/14/21)

### Free Throws Attempted

Season 2 vs. Belmont (1/14/21)  
Career 2 four times, last vs. BEL (1/14/21)

## CAREER STATS

				Field Goals		3-Point		F-Throws		Rebounds								Scoring		
SEASON	TEAM	GP-GS	MIN/AVG	FG-FGA	FG%	3FG-FGA	3FG%	FT-FTA	FT%	OFF	DEF	TOT	AVG	PF-FO	AST	TO	BLK	STL	PTS	AVG
2017-18	TNTech	8-0	26/3.3	2-5	.400	1-3	.333	2-2	1.000	0	2	2	0.3	0-0	1	0	0	2	7	0.9
2018-19	TNTech	11-0	20/1.8	2-4	.500	2-2	1.000	0-0	.000	3	2	5	0.5	3-0	0	1	0	1	6	0.5
2019-20	TNTech	13-0	72/5.5	3-11	.273	2-9	.222	2-4	.500	1	4	5	0.4	7-0	4	2	0	2	10	0.8
2020-21	TNTech	15-6	107/7.2	7-23	.304	5-18	.278	2-2	1.000	2	4	6	0.4	3-0	2	5	0	0	21	1.4
TOTAL		47-6	226/4.8	14-43	.326	10-32	.313	6-8	.750	6	12	18	0.4	13-0	7	8	0	5	44	0.9



# 2 TAELOON PETER

FR Guard | 6-4 | 185  
Russellville, Ark. | Russellville HS



## PETER NOTES

Pronounced: TAY-lun

- Was an All-State student-athlete in both basketball and track & field at Russellville HS.
- Named Class 5A West Player of the Year & *River Valley Now* Player of the Year, after averaging 16 ppg, 6 rpg, 3 apg & 2 spg as a senior.
- Was named an Arkansas Basketball Coaches Association (ABAC) Top-5 Player as as senior.
- As a junior, cleared 6-foot-10 in the high jump, the second-best mark in the state of Arkansas in 2019.
- Led RHS to back-to-back Class 5A-West Conference titles as a junior and senior.
- Route to Tech: Russellville HS.
- Majoring in EXPW/sports administration.

## 2020-21 GAME-BY-GAME STATS

OPPONENT	DATE	GS	MIN	FG-FGA	PCT	3FG-FGA	PCT	FT-FTA	PCT	OFF	DEF	TOT	PF	A	TO	BLK	STL	PTS
at Indiana	11/25/20		15	1-5	.200	0-3	.000	0-0	.000	0	0	0	0	1	3	0	0	2
Chattanooga	11/30/20		11	1-1	1.000	1-1	1.000	0-0	.000	0	0	0	1	0	1	0	0	3
at Xavier	12/02/20		11	0-4	.000	0-3	.000	0-0	.000	0	0	0	1	0	0	0	0	0
at Northern Ky.	12/03/20		4	0-0	.000	0-0	.000	0-0	.000	0	0	0	1	1	0	0	0	0
at Western Caro.	12/06/20		2	1-1	1.000	0-0	.000	0-0	.000	0	0	0	1	0	0	0	0	2
Jacksonville State*	12/13/20								DNP									
at Jacksonville St.*	12/16/20		7	1-3	.333	1-3	.333	0-0	.000	0	1	1	0	1	0	0	1	3
at #10 Tennessee	12/18/20								INJ									
at Western Ky.	12/22/20								INJ									
SE Missouri*	12/30/20								INJ									
at Eastern Illinois*	01/02/21								INJ									
at Morehead St.*	01/07/21								INJ									
at Eastern Ky.*	01/09/21								INJ									
Belmont*	01/14/21								INJ									
Tennessee State*	01/16/21								INJ									
at Austin Peay*	01/21/21								INJ									
at Murray State*	01/23/21								INJ									
Morehead State*	01/30/21								INJ									
at SE Missouri*	02/04/21								INJ									
at UT Martin*	02/06/21								INJ									
SIUE*	02/11/21								INJ									
Eastern Illinois*	02/13/21								INJ									
Eastern Kentucky*	02/15/21								INJ									
at Tennessee St.*	02/18/21																	
at Belmont*	02/20/21																	
Austin Peay*	02/25/21																	
Murray State*	02/27/21																	



## PRODUCTION TRACKER

	Last Season	This Season	Career
Had a Double-Double	-	-	-
Scored 10+ Points	-	-	-
Scored 15+ Points	-	-	-
Scored 20+ Points	-	-	-
Double-Digit Rebounds	-	-	-
Led Tech in Scoring	-	-	-
Led Tech in 3-Pointers (Made)	-	1	1
Led Tech in Rebounds	-	-	-
Led Tech in Assists	-	-	-
Made 3+ 3-Pointers	-	-	-
Had 5+ Rebounds	-	-	-
Had 5+ Assists	-	-	-



## CAREER STATS

				Field Goals		3-Point		F-Throws		Rebounds										Scoring	
SEASON	TEAM	GP-GS	MIN/AVG	FG-FGA	FG%	3FG-FGA	3FG%	FT-FTA	FT%	OFF	DEF	TOT	AVG	PF-FO	AST	TO	BLK	STL	PTS	AVG	
2020-21	TNTech	6-0	50/8.4	4-14	.286	2-10	.200	0-0	.000	0	1	1	0.2	4-0	3	4	0	1	10	1.7	
TOTAL		6-0	50/8.4	4-14	.286	2-10	.200	0-0	.000	0	1	1	0.2	4-0	3	4	0	1	10	1.7	

## 3 KEISHAWN DAVIDSON

SO Guard | 6-2 | 175  
Murfreesboro, Tenn. | Athens Prep Academy

## DAVIDSON NOTES

Pronounced: KEY-shawn

- With 12 pts & 10 reb vs. UTC (11/30/20), became the 1st Tech player with 2 double-doubles in his career involving different statistical categories since Cameron Crisp did so in 2002 & 2003.
- Became just the 4th freshman (second-straight) in Tech history to lead the team in assists after teammate Jr. Clay did it in 2018-19.
- Posted the 2nd-most assists (131) by a FR in school history (Anthony Avery - 153 in '85-'86).
- The 1st FR in Tech history with a double-double w/assists; 11 pts, 10 ast vs. Martin Methodist (11/9/19).
- Earned OVC Freshman of the Week (11/11/19) averaging 14.5 ppg & 8.0 apg.
- Named to the TSWA Class AAA All-State First Team following his junior year at Oakland HS.
- Route to Tech: Oakland HS > Athens Prep Academy.
- Named to the Athletic Director's Honor Roll twice times & the OVC Commissioner's HR once.
- Majoring in EXPW/sports administration.

## 2020-21 GAME-BY-GAME STATS

OPPONENT	DATE	GS	MIN	FG-FGA	PCT	3FG-FGA	PCT	FT-FTA	PCT	OFF	DEF	TOT	PF	A	TO	BLK	STL	PTS
at Indiana	11/25/20	G	36	7-14	.500	1-2	.500	2-3	.667	1	3	4	2	3	3	1	1	17
Chattanooga	11/30/20	G	36	4-10	.400	0-3	.000	4-4	1.000	0	10	10	2	6	6	1	0	12
at Xavier	12/02/20	G	33	3-9	.333	2-3	.667	0-0	.000	1	3	4	1	2	4	0	1	8
at Northern Ky.	12/03/20	G	20	3-5	.600	1-2	.500	0-0	.000	0	4	4	5	2	6	0	0	7
at Western Caro.	12/06/20	G	37	6-11	.545	2-5	.400	4-4	1.000	1	2	3	1	1	0	0	1	18
Jacksonville State*	12/13/20	G	31	2-5	.400	1-3	.333	2-2	1.000	0	1	1	2	6	1	0	1	7
at Jacksonville St.*	12/16/20	G	20	2-3	.667	0-1	.000	0-0	.000	0	1	1	0	0	1	0	1	4
at #10 Tennessee	12/18/20	G	34	5-12	.417	2-6	.333	0-0	.000	0	2	2	1	3	1	0	0	12
at Western Ky.	12/22/20	G	26	1-3	.333	1-2	.500	2-2	1.000	0	3	3	4	5	1	0	0	5
SE Missouri*	12/30/20	G	29	4-8	.500	0-3	.000	1-2	.500	0	1	1	2	4	2	0	1	9
at Eastern Illinois*	01/02/21	G	34	3-9	.333	2-6	.333	4-4	1.000	0	1	1	2	6	2	0	1	12
at Morehead St.*	01/07/21	G	38	4-8	.500	2-5	.400	0-0	.000	0	3	3	1	2	1	2	3	10
at Eastern Ky.*	01/09/21	G	36	6-14	.429	2-4	.500	4-4	1.000	0	4	4	0	5	1	0	0	18
Belmont*	01/14/21	G	24	2-4	.500	0-1	.000	0-0	.000	0	1	1	1	6	2	0	3	4
Tennessee State*	01/16/21	G	32	7-9	.778	3-3	1.000	2-2	1.000	1	2	3	4	6	0	0	2	19
at Austin Peay*	01/21/21	G	38	2-6	.333	0-3	.000	2-2	1.000	1	3	4	1	4	5	0	0	6
at Murray State*	01/23/21	G	36	6-16	.375	0-4	.000	0-0	.000	2	2	4	1	4	1	1	0	12
Morehead State*	01/30/21	G	39	2-8	.250	1-6	.167	0-0	.000	0	3	3	1	6	2	0	1	5
at SE Missouri*	02/04/21	G	39	4-8	.500	1-3	.333	4-4	1.000	2	4	6	2	5	2	0	1	13
at UT Martin*	02/06/21	G	39	5-12	.417	3-7	.429	2-2	1.000	0	3	3	0	6	0	0	2	15
SIUE*	02/11/21	G	37	2-9	.222	0-4	.000	1-2	.500	0	6	6	2	8	1	0	1	5
Eastern Illinois*	02/13/21		33	5-10	.500	2-3	.667	6-6	1.000	0	5	5	0	6	3	0	1	18
Eastern Kentucky*	02/15/21	G	33	2-7	.286	1-3	.333	2-2	1.000	0	1	1	1	7	5	0	3	7
at Tennessee St.*	02/18/21																	
at Belmont*	02/20/21																	
Austin Peay*	02/25/21																	
Murray State*	02/27/21																	



## PRODUCTION TRACKER

	Last Season	This Season	Career
Had a Double-Double	1	1	2
Scored 10+ Points	14	12	26
Scored 15+ Points	3	6	9
Scored 20+ Points	-	-	-
Double-Digit Assists	1	-	1
Led Tech in Scoring	4	5	9
Led Tech in 3-Pointers (Made)	9	4	13
Led Tech in Assists	21	14	35
Led Tech in Steals	10	6	16
Made 3+ 3-Pointers	4	2	6
Had 5+ Assists	13	13	26
Had 3+ Steals	2	3	5



## CAREER STATS

				Field Goals		3-Point		F-Throws		Rebounds										Scoring	
SEASON	TEAM	GP-GS	MIN/AVG	FG-FGA	FG%	3FG-FGA	3FG%	FT-FTA	FT%	OFF	DEF	TOT	AVG	PF-FO	AST	TO	BLK	STL	PTS	AVG	
2019-20	TNTech	30-28	921/30.7	95-246	.386	36-109	.330	44-54	.815	17	65	82	2.7	39-0	131	75	4	30	270	9.0	
2020-21	TNTech	23-22	761/33.1	87-200	.435	27-82	.329	42-45	.933	9	68	77	3.3	36-1	103	50	5	24	243	10.6	
TOTAL		53-50	1682/31.7	182-446	.408	63-191	.330	86-99	.869	26	133	159	3.0	75-1	234	125	9	54	513	9.7	

# 4 JR. CLAY

JR Guard | 6-0 | 170  
Chattanooga, Tenn. | The McCallie School



## CLAY NOTES

Pronounced: JUNIOR

- Recorded his first career double-double (20 pts/10 ast) against Jacksonville State (12/13/20).
- Was inactive for the first three games of the season due to COVID protocols.
- His 833 pts were the 4th-most by a Tech player through his FR/SO seasons in program history.
- Led Tech in scoring (14.4 & 13.4 ppg) and steals (51 & 56 stl) the past 2 seasons.
- Set the program's freshman steals record (51) in 2018-19.
- Recorded 24 double-digit scoring performances in 2018-19, the 2nd-most ever by a Tech freshman.
- His 14.4 ppg in 2018-19 ranked as the 3rd-most by a Tech freshman in program history.
- Named to the All-OVC 2nd Team in 2018-19 & 2019-20 / OVC All-Newcomer Team in 2018-19.
- Was a two-time OVC Freshman of the Week (Dec. 3, Jan. 28) in 2018-19.
- 1 of 2 TSSAA Mr. Basketball finalists on the Golden Eagles (Division II Class AA, 2017 & 2018).
- Route to Tech: The McCallie School. | • Full name is Ardayl Clay Jr., goes by Jr.
- Majoring in EXPW/pre-physical therapy. | • Named to the Athletic Director's Honor Roll twice.

## 2020-21 GAME-BY-GAME STATS

OPPONENT	DATE	GS	MIN	FG-FGA	PCT	3FG-FGA	PCT	FT-FTA	PCT	OFF	DEF	TOT	PF	A	TO	BLK	STL	PTS
at Indiana	11/25/20																	
Chattanooga	11/30/20																	
at Xavier	12/02/20																	
at Northern Ky.	12/03/20		22	3-12	.250	3-8	.375	1-2	.500	0	2	2	0	3	2	0	2	10
at Western Caro.	12/06/20	G	35	8-16	.500	3-7	.429	1-3	.333	0	2	2	0	4	4	1	4	20
Jacksonville State*	12/13/20	G	32	6-12	.500	3-6	.500	5-6	.833	1	1	2	4	10	6	0	1	20
at Jacksonville St.*	12/16/20	G	20	1-9	.111	1-6	.167	2-2	1.000	0	2	2	1	0	2	0	3	5
at #10 Tennessee	12/18/20	G	31	4-13	.308	2-8	.250	3-4	.750	0	4	4	3	1	4	0	2	13
at Western Ky.	12/22/20	G	35	5-11	.455	3-6	.500	2-2	1.000	0	1	1	3	3	3	0	2	15
SE Missouri*	12/30/20	G	35	5-10	.500	1-4	.250	11-14	.786	0	4	4	2	4	1	0	4	22
at Eastern Illinois*	01/02/21	G	38	6-13	.462	3-6	.500	4-4	1.000	1	1	2	4	3	1	0	1	19
at Morehead St.*	01/07/21		36	7-14	.500	3-7	.429	3-4	.750	1	3	4	4	1	7	0	3	20
at Eastern Ky.*	01/09/21	G	36	6-15	.400	2-9	.222	1-1	1.000	0	2	2	3	10	1	0	1	15
Belmont*	01/14/21	G	28	1-12	.083	1-7	.143	4-4	1.000	1	2	3	0	1	2	0	2	7
Tennessee State*	01/16/21	G	38	3-12	.250	2-9	.222	1-4	.250	2	4	6	1	4	5	0	2	9
at Austin Peay*	01/21/21	G	38	8-16	.500	4-10	.400	9-12	.750	1	2	3	1	2	2	0	0	29
at Murray State*	01/23/21	G	34	5-12	.417	1-6	.167	4-6	.667	3	6	9	3	3	2	0	1	15
Morehead State*	01/30/21	G	39	6-13	.462	1-5	.200	4-4	1.000	1	1	2	2	2	5	0	3	17
at SE Missouri*	02/04/21	G	39	6-13	.462	1-4	.250	1-1	1.000	0	3	3	0	6	3	0	2	14
at UT Martin*	02/06/21	G	37	5-14	.357	1-7	.143	3-6	.500	1	1	2	2	5	1	0	0	14
SIUE*	02/11/21	G	37	9-19	.474	1-5	.200	0-0	.000	0	2	2	0	3	0	0	3	19
Eastern Illinois*	02/13/21	G	35	9-16	.563	4-9	.444	0-0	.000	1	1	2	0	3	2	0	1	22
Eastern Kentucky*	02/15/21	G	36	10-16	.625	2-6	.333	1-2	.500	0	1	1	0	2	3	0	1	23
at Tennessee St.*	02/18/21																	
at Belmont*	02/20/21																	
Austin Peay*	02/25/21																	
Murray State*	02/27/21																	



## PRODUCTION TRACKER

	Last Season	This Season	Career
Had a Double-Double	-	2	2
Scored 10+ Points	26	17	67
Scored 15+ Points	13	13	38
Scored 20+ Points	3	7	17
Double-Digit Assists	-	2	2
Led Tech in Scoring	14	11	36
Led Tech in 3-Pointers (Made)	9	10	25
Led Tech in Assists	13	6	41
Led Tech in Steals	19	10	43
Made 3+ 3-Pointers	9	8	23
Had 5+ Assists	12	4	30
Had 3+ Steals	10	6	22



## CAREER STATS

				Field Goals		3-Point		F-Throws		Rebounds				Scoring						
SEASON	TEAM	GP-GS	MIN/AVG	FG-FGA	FG%	3FG-FGA	3FG%	FT-FTA	FT%	OFF	DEF	TOT	AVG	PF-FO	AST	TO	BLK	STL	PTS	AVG
2018-19	TNTech	29-19	916/31.6	139-338	.411	39-99	.394	100-139	.719	24	86	110	3.8	52-0	124	116	4	51	417	14.4
2019-20	TNTech	31-28	918/29.6	145-353	.411	48-147	.327	78-105	.743	18	95	113	3.6	37-0	121	96	5	56	416	13.4
2020-21	TNTech	20-18	679/34.0	113-268	.422	42-135	.311	60-81	.741	13	45	58	2.9	33-0	70	56	1	38	328	16.4
TOTAL		80-65	2514/31.4	397-959	.414	129-381	.339	238-325	.732	55	226	281	3.5	122-0	315	268	10	145	1161	14.5



## 5 MARCUS HOPKINS

JR Center | 7-0 | 230

Oakland, Calif. | Daytona State College



## HOPKINS NOTES

- Sat out the previous three games due to injury.
- First 7-footer to play for Tech since Malik Martin ('18-'19) & just the third in the past 10 years (Liam McMorrow - '10-'12).
- Spent sophomore season at Daytona State College, shooting 55.9% in 23 games with 14 total blocks.
- Played at Palm Beach State College as a freshman, shooting 58.5% in 30 games with 16 total blocks.
- Route to Tech: Castro Valley [CA] HS > Oldsmar Christian [FL] HS > Palm Beach State College > Daytona State College.
- Majoring in EXPW/sports administration.

## 2020-21 GAME-BY-GAME STATS

OPPONENT	DATE	GS	MIN	FG-FGA	PCT	3FG-FGA	PCT	FT-FTA	PCT	OFF	DEF	TOT	PF	A	TO	BLK	STL	PTS
at Indiana	11/25/20	C	10	1-1	1.000	0-0	.000	2-2	1.000	1	0	1	4	0	1	0	0	4
Chattanooga	11/30/20		12	2-2	1.000	0-0	.000	0-2	.000	2	2	4	2	1	2	0	0	4
at Xavier	12/02/20		15	2-4	.500	0-0	.000	0-0	.000	1	2	3	2	0	1	0	0	4
at Northern Ky.	12/03/20		11	4-5	.800	0-0	.000	0-0	.000	1	0	1	3	1	1	1	0	8
at Western Caro.	12/06/20																	
Jacksonville State*	12/13/20																	
at Jacksonville St.*	12/16/20																	
at #10 Tennessee	12/18/20																	
at Western Ky.	12/22/20																	
SE Missouri*	12/30/20																	
at Eastern Illinois*	01/02/21																	
at Morehead St.*	01/07/21		4	0-0	.000	0-0	.000	0-0	.000	0	1	1	0	0	0	0	0	0
at Eastern Ky.*	01/09/21		7	1-1	1.000	0-0	.000	0-0	.000	0	1	1	2	0	1	0	0	2
Belmont*	01/14/21	C	7	0-0	.000	0-0	.000	0-0	.000	0	0	0	5	0	2	0	0	0
Tennessee State*	01/16/21	C	18	3-4	.750	0-0	.000	4-4	1.000	4	2	6	1	0	0	0	0	10
at Austin Peay*	01/21/21	C	19	1-1	1.000	0-0	.000	1-2	.500	0	3	3	4	0	1	0	1	3
at Murray State*	01/23/21	C	7	0-0	.000	0-0	.000	0-0	.000	0	1	1	2	0	0	0	1	0
Morehead State*	01/30/21	C	15	1-2	.500	0-0	.000	0-0	.000	1	1	2	3	1	0	1	1	2
at SE Missouri*	02/04/21	C	8	0-2	.000	0-0	.000	0-0	.000	0	0	0	2	1	0	0	1	0
at UT Martin*	02/06/21	C	11	3-4	.750	0-0	.000	1-2	.500	0	0	0	4	0	1	0	0	7
SIUE*	02/11/21	C	14	1-2	.500	0-0	.000	0-2	.000	1	1	2	3	1	3	0	2	2
Eastern Illinois*	02/13/21		10	1-4	.250	0-0	.000	0-0	.000	1	0	1	0	0	1	0	0	2
Eastern Kentucky*	02/15/21		18	2-2	1.000	0-0	.000	2-4	.500	1	4	5	3	0	0	1	2	6
at Tennessee St.*	02/18/21																	
at Belmont*	02/20/21																	
Austin Peay*	02/25/21																	
Murray State*	02/27/21																	



## PRODUCTION TRACKER

	Last Season	This Season	Career
Had a Double-Double	-	-	-
Scored 10+ Points	-	1	1
Scored 15+ Points	-	-	-
Scored 20+ Points	-	-	-
Double-Digit Rebounds	-	-	-
Led Tech in Scoring	-	-	-
Led Tech in Rebounds	-	-	-
Led Tech in Blocks	-	2	2
Led Tech in Steals	-	1	1
Had 5+ Rebounds	-	2	2
Had 3+ Blocks	-	-	-
Had 3+ Steals	-	-	-



## CAREER STATS

				Field Goals		3-Point		F-Throws		Rebounds								Scoring		
SEASON	TEAM	GP-GS	MIN/AVG	FG-FGA	FG%	3FG-FGA	3FG%	FT-FTA	FT%	OFF	DEF	TOT	AVG	PF-FO	AST	TO	BLK	STL	PTS	AVG
2020-21	TNTech	16-9	189/11.8	22-34	.647	0-0	.000	10-18	.556	13	18	31	1.9	40-1	5	14	3	8	54	3.4
TOTAL		16-9	189/11.8	22-34	.647	0-0	.000	10-18	.556	13	18	31	1.9	40-1	5	14	3	8	54	3.4

## 10 CJ GETTELFINGER

SO Guard | 6-4 | 185  
Knoxville, Tenn. | Oakland U.

## GETTELFINGER NOTES

- Became the 1st known Golden Eagle from Knoxville ever to score at Tennessee (12/18/20).
- Granted immediate eligibility Dec. 3 after sitting out the 1st four games awaiting a waiver appeal.
- Missed all but 9 games as a senior at Grace Christian Academy due to a broken wrist.
- Led GCA to the 2018 TSSAA Division II-A State title averaging 24 ppg & 6 apg as a junior.
- Named to the TSWA Division II-A All-State Team, All-PrepXtra First Team & TSSAA Division II-A All-Tournament Team.
- Named the Preseason Rocky Top League MVP leading into his SR season after averaging 30.4 ppg.
- 1 of 2 TSSAA Mr. Basketball finalists on the Golden Eagles (Division II Class A, 2018).
- Father, Chris Gettelfinger, was a member of Kentucky's 1978 national championship team.
- Route to Tech: Grace Christian Academy > Oakland U.
- Majoring in interdisciplinary studies. | • 1 of 2 walk-ons on the roster.

## 2020-21 GAME-BY-GAME STATS

OPPONENT	DATE	GS	MIN	FG-FGA	PCT	3FG-FGA	PCT	FT-FTA	PCT	OFF	DEF	TOT	PF	A	TO	BLK	STL	PTS
at Indiana	11/25/20																	
Chattanooga	11/30/20																	
at Xavier	12/02/20																	
at Northern Ky.	12/03/20																	
at Western Caro.	12/06/20		23	3-3	1.000	0-0	.000	2-2	1.000	1	0	1	2	1	1	1	0	8
Jacksonville State*	12/13/20		4	0-0	.000	0-0	.000	0-0	.000	0	0	0	0	1	0	0	0	0
at Jacksonville St.*	12/16/20		13	1-4	.250	0-1	.000	0-0	.000	0	2	2	3	2	2	0	1	2
at #10 Tennessee	12/18/20		5	1-2	.500	0-0	.000	0-0	.000	0	1	1	2	0	1	0	0	2
at Western Ky.	12/22/20		8	1-2	.500	0-0	.000	0-0	.000	0	2	2	0	1	3	0	0	2
SE Missouri*	12/30/20		7	0-2	.000	0-1	.000	0-0	.000	1	0	1	1	3	0	1	1	0
at Eastern Illinois*	01/02/21		2	0-0	.000	0-0	.000	0-0	.000	0	1	1	0	0	1	0	0	0
at Morehead St.*	01/07/21		4	0-0	.000	0-0	.000	0-0	.000	0	0	0	0	0	0	0	0	0
at Eastern Ky.*	01/09/21																	
Belmont*	01/14/21		13	1-1	1.000	1-1	1.000	0-2	.000	0	3	3	1	1	2	0	0	3
Tennessee State*	01/16/21		3	0-1	.000	0-1	.000	0-0	.000	0	1	1	1	0	2	0	0	0
at Austin Peay*	01/21/21																	
at Murray State*	01/23/21																	
Morehead State*	01/30/21	G	5	0-2	.000	0-1	.000	0-0	.000	0	1	1	0	0	0	0	0	0
at SE Missouri*	02/04/21		4	0-0	.000	0-0	.000	0-0	.000	0	0	0	0	0	0	0	0	0
at UT Martin*	02/06/21	G	23	2-3	.667	0-1	.000	2-2	1.000	0	4	4	0	2	0	0	0	6
SIUE*	02/11/21		14	3-4	.750	2-2	1.000	0-0	.000	0	1	1	0	0	2	0	0	8
Eastern Illinois*	02/13/21	G	21	0-1	.000	0-1	.000	2-4	.500	0	2	2	1	4	0	0	1	2
Eastern Kentucky*	02/15/21		15	0-1	.000	0-0	.000	1-2	.500	0	0	0	1	1	0	1	2	1
at Tennessee St.*	02/18/21																	
at Belmont*	02/20/21																	
Austin Peay*	02/25/21																	
Murray State*	02/27/21																	



## PRODUCTION TRACKER

	Last Season	This Season	Career
Had a Double-Double	-	-	-
Scored 10+ Points	-	-	-
Scored 15+ Points	-	-	-
Scored 20+ Points	-	-	-
Double-Digit Rebounds	-	-	-
Led Tech in Scoring	-	-	-
Led Tech in 3-Pointers (Made)	-	1	1
Led Tech in Rebounds	-	-	-
Led Tech in Assists	-	1	1
Made 3+ 3-Pointers	-	-	-
Had 5+ Rebounds	-	-	-
Had 5+ Assists	-	-	-



## CAREER STATS

				Field Goals		3-Point		F-Throws		Rebounds										Scoring	
SEASON	TEAM	GP-GS	MIN/AVG	FG-FGA	FG%	3FG-FGA	3FG%	FT-FTA	FT%	OFF	DEF	TOT	AVG	PF-FO	AST	TO	BLK	STL	PTS	AVG	
2019-20	Oak	20-0	106/5.3	4-19	.211	1-9	.111	6-6	1.000	1	16	17	0.9	14-0	19	15	2	6	15	0.8	
2020-21	TNTech	16-3	164/10.3	12-26	.462	3-9	.333	7-12	.583	2	18	20	1.3	12-0	16	14	3	5	34	2.1	
TOTAL FOR TNTech		16-3	164/10.3	12-26	.462	3-9	.333	7-12	.583	2	18	20	1.3	12-0	16	14	3	5	34	2.1	
TOTAL		36-3	271/7.5	16-45	.356	4-18	.222	13-18	.722	3	34	37	1.0	26-0	35	29	5	11	49	1.4	

# 11 DANE QUEST

SO Guard | 6-6 | 190  
Toronto, Ontario | Lake Forest [Ill.] HS



## QUEST NOTES

- Founding member of Tech student organization C.O.D.E. (Center of Diversity Education) promoting unity through diversity.
- 1 of 2 current international players on the Tech roster.
- First Canadian on the Tech roster since Ammanuel Diressa (2012-14).
- 4th Canadian on the Golden Eagle roster since 1983-84.
- Averaged 13 ppg, 7 rpg & 5 apg per game as a senior at Lake Forest HS.
- Route to Tech: South Kent [CT] School > Lake Forest [IL] HS.
- Named to the Athletic Director's Honor Roll once.
- Majoring in biology.

## 2020-21 GAME-BY-GAME STATS

OPPONENT	DATE	GS	MIN	FG-FGA	PCT	3FG-FGA	PCT	FT-FTA	PCT	OFF	DEF	TOT	PF	A	TO	BLK	STL	PTS
at Indiana	11/25/20		15	0-1	.000	0-0	.000	0-0	.000	0	3	3	1	1	1	0	0	0
Chattanooga	11/30/20		32	1-5	.200	0-0	.000	3-5	.600	1	7	8	3	1	1	0	0	5
at Xavier	12/02/20		31	1-4	.250	0-0	.000	2-2	1.000	3	1	4	0	3	2	0	0	4
at Northern Ky.	12/03/20		31	0-1	.000	0-0	.000	4-6	.667	1	2	3	4	2	3	0	1	4
at Western Caro.	12/06/20		19	1-2	.500	0-0	.000	0-0	.000	1	1	2	3	2	2	0	0	2
Jacksonville State*	12/13/20		20	1-1	1.000	0-0	.000	0-1	.000	0	1	1	1	0	1	1	1	2
at Jacksonville St.*	12/16/20		12	0-1	.000	0-0	.000	0-0	.000	0	1	1	0	0	0	0	0	0
at #10 Tennessee	12/18/20		11	0-0	.000	0-0	.000	0-0	.000	0	0	0	1	1	1	0	0	0
at Western Ky.	12/22/20		14	0-0	.000	0-0	.000	2-2	1.000	0	2	2	1	1	0	1	0	2
SE Missouri*	12/30/20		13	1-2	.500	1-1	1.000	0-0	.000	0	4	4	3	2	2	0	1	3
at Eastern Illinois*	01/02/21																	
at Morehead St.*	01/07/21		2	0-1	.000	0-0	.000	0-0	.000	0	0	0	0	0	1	0	0	0
at Eastern Ky.*	01/09/21		20	2-3	.667	1-2	.500	4-5	.800	1	5	6	1	0	1	0	0	9
Belmont*	01/14/21		17	1-1	1.000	0-0	.000	3-4	.750	0	2	2	0	1	0	0	1	5
Tennessee State*	01/16/21		16	0-4	.000	0-2	.000	4-4	1.000	1	4	5	2	0	3	0	0	4
at Austin Peay*	01/21/21		14	0-0	.000	0-0	.000	0-0	.000	0	2	2	0	0	1	0	0	0
at Murray State*	01/23/21		20	1-3	.333	0-1	.000	6-8	.750	1	2	3	1	0	0	0	0	8
Morehead State*	01/30/21		19	2-3	.667	0-0	.000	0-0	.000	1	2	3	1	0	2	0	0	4
at SE Missouri*	02/04/21		24	2-6	.333	1-1	1.000	4-6	.667	2	2	4	2	0	2	0	0	9
at UT Martin*	02/06/21		25	1-3	.333	0-1	.000	1-3	.333	3	2	5	0	1	3	0	0	3
SIUE*	02/11/21		21	4-4	1.000	0-0	.000	0-0	.000	1	1	2	0	2	2	2	1	8
Eastern Illinois*	02/13/21		18	1-1	1.000	0-0	.000	0-2	.000	0	2	2	2	2	0	0	0	2
Eastern Kentucky*	02/15/21		17	0-4	.000	0-2	.000	2-4	.500	4	2	6	0	4	2	0	0	2
at Tennessee St.*	02/18/21																	
at Belmont*	02/20/21																	
Austin Peay*	02/25/21																	
Murray State*	02/27/21																	



## PRODUCTION TRACKER

	Last Season	This Season	Career
Had a Double-Double	-	-	-
Scored 10+ Points	-	-	-
Scored 15+ Points	-	-	-
Scored 20+ Points	-	-	-
Double-Digit Rebounds	-	-	-
Led Tech in Scoring	-	-	-
Led Tech in 3-Pointers (Made)	-	-	-
Led Tech in Rebounds	-	1	1
Led Tech in Steals	1	-	1
Made 3+ 3-Pointers	-	-	-
Had 5+ Rebounds	2	5	7
Had 3+ Steals	-	-	-



## CAREER STATS

				Field Goals		3-Point		F-Throws		Rebounds								Scoring		
SEASON	TEAM	GP-GS	MIN/AVG	FG-FGA	FG%	3FG-FGA	3FG%	FT-FTA	FT%	OFF	DEF	TOT	AVG	PF-FO	AST	TO	BLK	STL	PTS	AVG
2019-20	TNTech	25-1	273/10.9	12-39	.308	2-13	.154	7-12	.583	11	28	39	1.6	29-0	7	20	3	10	33	1.3
2020-21	TNTech	22-0	412/18.7	19-50	.380	3-10	.300	35-52	.673	20	48	68	3.1	26-0	23	30	4	5	76	3.5
TOTAL		47-1	684/14.6	31-89	.348	5-23	.217	42-64	.656	31	76	107	2.3	55-0	30	50	7	15	109	2.3



# 12 AMADOU SYLLA

JR Forward | 6-8 | 235  
Bamako, Mali | Iowa Western CC



## SYLLA NOTES

Pronounced: AH-muh-doo SEE-lah

- Earned OVC Newcomer of the Week (11/11/19) averaging 16.5 ppg & 9.0 apg & shooting 77.8%.
- Recorded 1st career double-double w/20 pts & 14 reb vs. Martin Methodist (11/9/19) last season.
- 1 of 2 current international players on the Tech roster.
- Added 25 pounds of muscle during the summer. | Tries to model his game after Dennis Rodman.
- 1st Tech player from Africa since Francis Kabore (2005-07, Burkina Faso).
- Just the 2nd Golden Eagle from Africa since 1983-84.
- Averaged 3.8 ppg & 4.0 rpg in his one season at Iowa Western CC.
- Route to Tech: Our Savior Lutheran [NY] HS > Iowa Western CC.
- Named to the Athletic Director's Honor Roll once.
- Majoring in interdisciplinary studies.

## 2020-21 GAME-BY-GAME STATS

OPPONENT	DATE	GS	MIN	FG-FGA	PCT	3FG-FGA	PCT	FT-FTA	PCT	OFF	DEF	TOT	PF	A	TO	BLK	STL	PTS
at Indiana	11/25/20		23	2-3	.667	0-0	.000	2-2	1.000	3	9	12	3	2	0	1	1	6
Chattanooga	11/30/20		15	2-4	.500	0-0	.000	0-0	.000	0	3	3	3	0	1	3	1	4
at Xavier	12/02/20		18	1-7	.143	0-0	.000	2-4	.500	2	3	5	3	0	0	0	1	4
at Northern Ky.	12/03/20		14	2-3	.667	0-0	.000	1-3	.333	3	4	7	3	0	2	0	0	5
at Western Caro.	12/06/20		18	3-5	.600	0-0	.000	0-1	.000	1	4	5	3	0	1	0	1	6
Jacksonville State*	12/13/20		15	3-6	.500	0-0	.000	2-2	1.000	3	3	6	2	0	1	0	1	8
at Jacksonville St.*	12/16/20		14	2-2	1.000	0-0	.000	0-0	.000	0	3	3	2	0	1	0	0	4
at #10 Tennessee	12/18/20		21	0-1	.000	0-0	.000	0-1	.000	1	3	4	2	0	2	1	0	0
at Western Ky.	12/22/20		23	2-7	.286	0-0	.000	0-0	.000	3	6	9	2	0	0	0	0	4
SE Missouri*	12/30/20	F	26	6-8	.750	0-0	.000	1-3	.333	3	4	7	0	1	1	0	0	13
at Eastern Illinois*	01/02/21	F	20	0-2	.000	0-0	.000	0-0	.000	2	3	5	4	0	1	0	1	0
at Morehead St.*	01/07/21	F	24	0-2	.000	0-0	.000	0-0	.000	2	0	2	3	0	1	2	1	0
at Eastern Ky.*	01/09/21	F	26	2-3	.667	0-0	.000	0-0	.000	2	4	6	0	1	2	0	0	4
Belmont*	01/14/21		15	2-4	.500	0-0	.000	1-2	.500	4	5	9	1	1	3	0	0	5
Tennessee State*	01/16/21		18	2-3	.667	0-0	.000	0-0	.000	1	2	3	1	2	2	1	1	4
at Austin Peay*	01/21/21		13	1-1	1.000	0-0	.000	1-2	.500	2	2	4	0	0	1	0	0	3
at Murray State*	01/23/21		18	1-3	.333	0-0	.000	2-2	1.000	2	4	6	2	0	1	0	1	4
Morehead State*	01/30/21								DNP									
at SE Missouri*	02/04/21		22	3-6	.500	0-0	.000	0-1	.000	1	1	2	2	2	1	1	0	6
at UT Martin*	02/06/21		17	0-2	.000	0-0	.000	0-0	.000	3	4	7	3	0	1	1	0	0
SIUE*	02/11/21								INJ									
Eastern Illinois*	02/13/21								INJ									
Eastern Kentucky*	02/15/21								INJ									
at Tennessee St.*	02/18/21																	
at Belmont*	02/20/21																	
Austin Peay*	02/25/21																	
Murray State*	02/27/21																	



## PRODUCTION TRACKER

	Last Season	This Season	Career
Had a Double-Double	1	-	1
Scored 10+ Points	7	1	8
Scored 15+ Points	1	-	1
Scored 20+ Points	1	-	1
Double-Digit Rebounds	2	1	3
Led Tech in Scoring	1	-	1
Led Tech in Rebounds	15	6	21
Led Tech in Blocks	17	6	23
Led Tech in Steals	4	4	8
Had 5+ Rebounds	19	12	31
Made 3+ Blocks	2	1	3
Had 3+ Steals	-	-	-



## CAREER STATS

				Field Goals		3-Point		F-Throws		Rebounds										Scoring	
SEASON	TEAM	GP-GS	MIN/AVG	FG-FGA	FG%	3FG-FGA	3FG%	FT-FTA	FT%	OFF	DEF	TOT	AVG	PF	FO	AST	TO	BLK	STL	PTS	AVG
2019-20	TNTech	31-11	589/19.0	75-132	.568	2-5	.400	32-52	.615	70	101	171	5.5	58-1	14	25	29	13		184	5.9
2020-21	TNTech	19-4	358/18.9	34-72	.472	0-0	.000	12-23	.522	38	67	105	5.5	39-0	9	22	10	9		80	4.2
TOTAL		50-15	947/18.9	109-204	.534	2-5	.400	44-75	.587	108	168	276	5.5	97-1	23	47	39	22		264	5.3

# 13 KENNY WHITE JR.

FR Forward | 6-7 | 205  
Madisonville, Ky. | Madisonville-North Hopkins HS



## WHITE JR. NOTES

- Combined with Austin Harvell (10) to become the 1st pair of freshmen to score in double figures in Tech's season opener since Jimmy Howell (18) & John C. Adams (15) in 1975-76.
- Averaged 18.4 pts, 8.2 reb, 4.0 ast & 2.7 stl on 61.1% shooting as a SR; won 2nd Region POY honors.
- Named a finalist for the Kentucky Mr. Basketball Award in 2020, an honor won by Tech head coach John Pelphrey (1987).
- Earned *Lexington Herald-Leader* and *Louisville Courier-Journal* All-State First Team honors as a SR.
- Led MNHHS to a 31-3 record & its 2nd- straight 2nd Region title, a contest he scored 27 points and hauled in 17 boards.
- Helped the team to 4-consecutive 7th District championships.
- Route to Tech: Madisonville-North Hopkins HS.
- Majoring in EXPW/sports administration.

## 2020-21 GAME-BY-GAME STATS

OPPONENT	DATE	GS	MIN	FG-FGA	PCT	3FG-FGA	PCT	FT-FTA	PCT	OFF	DEF	TOT	PF	A	TO	BLK	STL	PTS
at Indiana	11/25/20	F	32	5-10	.500	1-5	.200	2-4	.500	0	3	3	2	1	6	0	1	13
Chattanooga	11/30/20	F	27	3-9	.333	1-4	.250	0-2	.000	0	2	2	2	0	4	2	1	7
at Xavier	12/02/20	F	33	6-13	.462	0-2	.000	1-1	1.000	2	2	4	3	2	4	0	0	13
at Northern Ky.	12/03/20	F	34	3-8	.375	1-4	.250	4-8	.500	0	7	7	3	3	0	0	0	11
at Western Caro.	12/06/20	F	22	2-4	.500	0-2	.000	1-1	1.000	2	6	8	2	1	3	0	0	5
Jacksonville State*	12/13/20		15	1-5	.200	0-1	.000	1-2	.500	1	1	2	1	0	0	1	0	3
at Jacksonville St.*	12/16/20		21	4-8	.500	2-5	.400	2-2	1.000	0	2	2	0	2	2	0	0	12
at #10 Tennessee	12/18/20		13	1-6	.167	0-2	.000	0-0	.000	0	1	1	0	0	0	0	0	2
at Western Ky.	12/22/20		19	3-8	.375	0-2	.000	0-2	.000	1	1	2	0	0	3	0	1	6
SE Missouri*	12/30/20	F	15	1-4	.250	0-3	.000	0-0	.000	0	3	3	1	0	1	1	0	2
at Eastern Illinois*	01/02/21																	
at Morehead St.*	01/07/21																	
at Eastern Ky.*	01/09/21																	
Belmont*	01/14/21																	
Tennessee State*	01/16/21																	
at Austin Peay*	01/21/21																	
at Murray State*	01/23/21																	
Morehead State*	01/30/21																	
at SE Missouri*	02/04/21																	
at UT Martin*	02/06/21																	
SIUE*	02/11/21																	
Eastern Illinois*	02/13/21																	
Eastern Kentucky*	02/15/21																	
at Tennessee St.*	02/18/21																	
at Belmont*	02/20/21																	
Austin Peay*	02/25/21																	
Murray State*	02/27/21																	



## PRODUCTION TRACKER

	Last Season	This Season	Career
Had a Double-Double	-	-	-
Scored 10+ Points	-	4	4
Scored 15+ Points	-	-	-
Scored 20+ Points	-	-	-
Double-Digit Rebounds	-	-	-
Led Tech in Scoring	-	2	2
Led Tech in 3-Pointers (Made)	-	2	2
Led Tech in Rebounds	-	1	1
Led Tech in Steals	-	2	2
Made 3+ 3-Pointers	-	-	-
Had 5+ Rebounds	-	2	2
Had 3+ Steals	-	-	-



## CAREER STATS

				Field Goals		3-Point		F-Throws		Rebounds								Scoring		
SEASON	TEAM	GP-GS	MIN/AVG	FG-FGA	FG%	3FG-FGA	3FG%	FT-FTA	FT%	OFF	DEF	TOT	AVG	PF-FO	AST	TO	BLK	STL	PTS	AVG
2020-21	TNTech	10-6	230/23.0	29-75	.387	5-30	.167	11-22	.500	6	28	34	3.4	14-0	9	23	4	3	74	7.4
TOTAL		10-6	230/23.0	29-75	.387	5-30	.167	11-22	.500	6	28	34	3.4	14-0	9	23	4	3	74	7.4

## 15 JALEN STAYTON

FR Forward | 6-8 | 205  
Murfreesboro, Tenn. | Blackman HS

## STAYTON NOTES

Pronounced: STAY-tun

- 1 of 2 walk-ons on the roster.
- Was a two-sport athlete at Blackman HS, playing basketball and tennis.
- Earned Region 4-AAA All-Tournament Team honors as a senior.
- During his senior season was named to the *Daily News Journal* All-Area Third Team.
- Helped lead BHS to District 7-AAA regular season & tournament titles, as well as the Region 4-AAA championship.
- Averaged 7.0 ppg, 6.7 rpg & 0.7 bpg as a senior.
- Route to Tech: Blackman HS.
- Majoring in computer science.

## 2020-21 GAME-BY-GAME STATS

OPPONENT	DATE	GS	MIN	FG-FGA	PCT	3FG-FGA	PCT	FT-FTA	PCT	OFF	DEF	TOT	PF	A	TO	BLK	STL	PTS
at Indiana	11/25/20																	
Chattanooga	11/30/20																	
at Xavier	12/02/20	3		0-1	.000	0-1	.000	0-0	.000	0	0	0	0	0	0	0	1	0
at Northern Ky.	12/03/20	2		1-2	.500	1-2	.500	0-0	.000	0	0	0	0	0	0	0	0	3
at Western Caro.	12/06/20	5		0-5	.000	0-4	.000	0-0	.000	1	1	2	0	0	0	0	0	0
Jacksonville State*	12/13/20	1		0-0	.000	0-0	.000	0-0	.000	0	0	0	0	0	0	0	0	0
at Jacksonville St.*	12/16/20	9		0-1	.000	0-1	.000	0-0	.000	0	1	1	1	1	0	0	0	0
at #10 Tennessee	12/18/20	1		0-0	.000	0-0	.000	0-0	.000	0	0	0	0	0	0	0	0	0
at Western Ky.	12/22/20																	
SE Missouri*	12/30/20																	
at Eastern Illinois*	01/02/21																	
at Morehead St.*	01/07/21																	
at Eastern Ky.*	01/09/21																	
Belmont*	01/14/21	2		0-0	.000	0-0	.000	0-0	.000	0	0	0	1	0	0	0	0	0
Tennessee State*	01/16/21																	
at Austin Peay*	01/21/21																	
at Murray State*	01/23/21																	
Morehead State*	01/30/21	1		0-0	.000	0-0	.000	0-0	.000	0	0	0	0	0	0	0	0	0
at SE Missouri*	02/04/21																	
at UT Martin*	02/06/21																	
SIU*	02/11/21	3		0-1	.000	0-0	.000	0-0	.000	0	1	1	0	0	0	0	0	0
Eastern Illinois*	02/13/21	1		0-0	.000	0-0	.000	0-0	.000	0	0	0	0	0	0	0	0	0
Eastern Kentucky*	02/15/21	2		0-0	.000	0-0	.000	0-0	.000	0	0	0	0	0	0	0	0	0
at Tennessee St.*	02/18/21																	
at Belmont*	02/20/21																	
Austin Peay*	02/25/21																	
Murray State*	02/27/21																	



## PRODUCTION TRACKER

	Last Season	This Season	Career
Had a Double-Double	-	-	-
Scored 10+ Points	-	-	-
Scored 15+ Points	-	-	-
Scored 20+ Points	-	-	-
Double-Digit Rebounds	-	-	-
Led Tech in Scoring	-	-	-
Led Tech in Rebounds	-	-	-
Led Tech in Blocks	-	-	-
Led Tech in Steals	-	1	1
Had 5+ Rebounds	-	-	-
Had 3+ Blocks	-	-	-
Had 3+ Steals	-	-	-



## CAREER STATS

				Field Goals		3-Point		F-Throws		Rebounds										Scoring	
SEASON	TEAM	GP-GS	MIN/AVG	FG-FGA	FG%	3FG-FGA	3FG%	FT-FTA	FT%	OFF	DEF	TOT	AVG	PF	FO	AST	TO	BLK	STL	PTS	AVG
2020-21	TNTech	11-0	31/2.8	1-10	.100	1-8	.125	0-0	.000	1	3	4	0.4	2-0	1	0	0	0	1	3	0.3
TOTAL		11-0	31/2.8	1-10	.100	1-8	.125	0-0	.000	1	3	4	0.4	2-0	1	0	0	0	1	3	0.3



# 22 TUJATAE WILLIAMS

SO Guard | 6-5 | 190  
Chicago, Ill. | Orr Academy HS



## WILLIAMS NOTES

Pronounced: too-JUAN-tay

- Was inactive for the first four games of the season due to COVID protocols.
- Joins teammate Damaria Franklin as the first Tech teammates from Chicago since John A. Adams & Rich Papes played together from 1960-62.
- Led all Tech guards with a 41.5 FG% as a freshman.
- Represents the team's leading return in career dunks (6).
- Averaged more than 17 ppg, 7 rpg, 6 apg & 2 bpg as a senior at Orr Academy HS.
- Helped Orr Academy become just the fourth program in IHSA history to win at least 3-straight state titles (2017, 2018 & 2019) as a sophomore, junior and senior.
- Named to the Class 2A All-State Second Team following his senior season.
- Route to Tech: Orr Academy HS.
- Named to the Athletic Director's Honor Roll once. | • Majoring in marketing.

## 2020-21 GAME-BY-GAME STATS

OPPONENT	DATE	GS	MIN	FG-FGA	PCT	3FG-FGA	PCT	FT-FTA	PCT	OFF	DEF	TOT	PF	A	TO	BLK	STL	PTS
at Indiana	11/25/20							INACTIVE										
Chattanooga	11/30/20							INACTIVE										
at Xavier	12/02/20							INACTIVE										
at Northern Ky.	12/03/20							INACTIVE										
at Western Caro.	12/06/20	20	2-5	.400	0-0	.000	2-2	1.000	2	4	6	4	1	1	0	1	6	
Jacksonville State*	12/13/20	18	1-7	.143	0-0	.000	0-0	.000	1	5	6	4	0	1	0	1	2	
at Jacksonville St.*	12/16/20	20	3-4	.750	0-1	.000	4-5	.800	0	3	3	1	0	3	0	1	10	
at #10 Tennessee	12/18/20	15	2-7	.286	0-1	.000	0-0	.000	0	2	2	1	0	1	1	0	4	
at Western Ky.	12/22/20	9	2-3	.667	0-0	.000	0-0	.000	0	1	1	1	0	0	0	0	4	
SE Missouri*	12/30/20	9	1-2	.500	0-0	.000	0-0	.000	0	1	1	2	0	2	1	0	2	
at Eastern Illinois*	01/02/21	16	2-4	.500	0-0	.000	2-7	.286	2	1	3	3	1	0	0	0	6	
at Morehead St.*	01/07/21	18	2-5	.400	0-1	.000	3-4	.750	2	3	5	3	3	2	0	1	7	
at Eastern Ky.*	01/09/21	8	0-0	.000	0-0	.000	0-0	.000	0	2	2	2	0	2	0	0	0	
Belmont*	01/14/21	18	3-8	.375	0-0	.000	0-0	.000	1	2	3	0	1	2	1	1	6	
Tennessee State*	01/16/21							INJ										
at Austin Peay*	01/21/21							INJ										
at Murray State*	01/23/21							INJ										
Morehead State*	01/30/21							INJ										
at SE Missouri*	02/04/21							INJ										
at UT Martin*	02/06/21							INJ										
SIUE*	02/11/21							INJ										
Eastern Illinois*	02/13/21							INJ										
Eastern Kentucky*	02/15/21							INJ										
at Tennessee St.*	02/18/21																	
at Belmont*	02/20/21																	
Austin Peay*	02/25/21																	
Murray State*	02/27/21																	



## PRODUCTION TRACKER

	Last Season	This Season	Career
Had a Double-Double	-	-	-
Scored 10+ Points	6	1	7
Scored 15+ Points	-	-	-
Scored 20+ Points	-	-	-
Double-Digit Rebounds	-	-	-
Led Tech in Scoring	-	-	-
Led Tech in Rebounds	5	2	7
Led Tech in Assists	3	1	4
Led Tech in Steals	4	-	4
Had 5+ Rebounds	10	3	13
Had 5+ Assists	2	-	2
Had 3+ Steals	-	-	-



## CAREER STATS

				Field Goals		3-Point		F-Throws		Rebounds										Scoring	
SEASON	TEAM	GP-GS	MIN/AVG	FG-FGA	FG%	3FG-FGA	3FG%	FT-FTA	FT%	OFF	DEF	TOT	AVG	PF-FO	AST	TO	BLK	STL	PTS	AVG	
2019-20	TNTech	30-21	655/21.8	83-200	.415	3-13	.231	23-47	.489	25	92	117	3.9	48-0	57	65	5	15	192	6.4	
2020-21	TNTech	10-0	152/15.2	18-45	.400	0-3	.000	11-18	.611	8	24	32	3.2	21-0	6	14	3	5	47	4.7	
TOTAL		40-21	807/20.2	101-245	.412	3-16	.188	34-65	.523	33	116	149	3.7	69-0	63	79	8	20	239	6.0	

# 23 AUSTIN HARVELL

FR Forward | 6-6 | 215  
Athens, Ala. | East Limestone HS



## HARVELL NOTES

Pronounced: har-VELL

- Posted 1st career double-double with 12 pts, 10 reb at Northern Kentucky (12/3/20).
- Combined with Kenny White Jr. (13) to become the 1st pair of freshmen to score in double figures in Tech's season opener since Jimmy Howell (18) & John C. Adams (15) in 1975-76.
- Averaged 17.5 ppg, 8.6 rpg & 2.9 apg as a senior, earning 1 of 12 invites from Alabama to the Alabama-Mississippi All-Star Game.
- Earned Class 5A All-State 1st Team & Class 5A-7A Player of the Year as a JR, despite a summer injury.
- Ranked the No. 6 recruit in Alabama by HoopSeen.com & was a 4-star recruit by Rivals & 247Sports in 2018.
- Lettered 5 years in basketball, including his first 3 (8th, FR, SO) at Clements HS.
- Route to Tech: Clements HS > East Limestone HS.
- Majoring in interdisciplinary studies.

## 2020-21 GAME-BY-GAME STATS

OPPONENT	DATE	GS	MIN	FG-FGA	PCT	3FG-FGA	PCT	FT-FTA	PCT	OFF	DEF	TOT	PF	A	TO	BLK	STL	PTS
at Indiana	11/25/20		20	4-8	.500	2-6	.333	0-0	.000	0	2	2	2	0	1	0	0	10
Chattanooga	11/30/20	F	27	4-9	.444	0-2	.000	0-0	.000	1	3	4	4	2	1	1	1	8
at Xavier	12/02/20	F	30	2-9	.222	0-1	.000	1-2	.500	3	6	9	3	2	1	1	1	5
at Northern Ky.	12/03/20	F	30	5-7	.714	1-3	.333	1-1	1.000	3	7	10	4	1	2	0	1	12
at Western Caro.	12/06/20	F	22	2-6	.333	1-3	.333	0-0	.000	0	4	4	5	0	4	0	2	5
Jacksonville State*	12/13/20	F	10	0-1	.000	0-1	.000	0-0	.000	1	0	1	0	0	2	0	0	0
at Jacksonville St.*	12/16/20	F	19	1-9	.111	1-5	.200	0-0	.000	0	3	3	0	1	1	1	2	3
at #10 Tennessee	12/18/20	F	19	2-3	.667	2-2	1.000	0-0	.000	1	3	4	2	1	2	0	1	6
at Western Ky.	12/22/20	F	20	2-4	.500	1-3	.333	0-0	.000	0	2	2	4	0	1	0	0	5
SE Missouri*	12/30/20	F	21	1-5	.200	1-5	.200	1-2	.500	1	0	1	2	1	2	1	2	4
at Eastern Illinois*	01/02/21	F	20	1-3	.333	0-1	.000	2-4	.500	1	0	1	3	0	2	0	0	4
at Morehead St.*	01/07/21	F	19	0-3	.000	0-1	.000	0-0	.000	1	3	4	2	2	2	0	2	0
at Eastern Ky.*	01/09/21	F	21	2-4	.500	2-2	1.000	0-0	.000	1	3	4	2	0	5	0	1	6
Belmont*	01/14/21	F	22	1-3	.333	0-1	.000	0-0	.000	0	3	3	0	1	1	0	0	2
Tennessee State*	01/16/21	F	17	3-4	.750	2-3	.667	0-0	.000	2	6	8	3	0	2	1	0	8
at Austin Peay*	01/21/21	F	17	2-2	1.000	1-1	1.000	1-2	.500	0	1	1	5	0	0	0	0	6
at Murray State*	01/23/21	F	24	2-3	.667	1-2	.500	0-0	.000	0	4	4	1	0	0	0	0	5
Morehead State*	01/30/21	F	20	2-5	.400	1-3	.333	0-0	.000	0	1	1	3	0	3	1	1	5
at SE Missouri*	02/04/21	F	16	0-6	.000	0-2	.000	0-0	.000	1	3	4	1	0	2	0	0	0
at UT Martin*	02/06/21	F	28	4-8	.500	4-7	.571	2-2	1.000	1	7	8	1	1	2	2	2	14
SIUE*	02/11/21	F	22	2-6	.333	0-2	.000	3-3	1.000	1	0	1	2	1	1	0	0	7
Eastern Illinois*	02/13/21	F	23	2-5	.400	1-3	.333	0-0	.000	3	3	6	1	1	1	1	0	5
Eastern Kentucky*	02/15/21	F	24	4-6	.667	1-3	.333	2-2	1.000	2	3	5	2	0	1	0	2	11
at Tennessee St.*	02/18/21																	
at Belmont*	02/20/21																	
Austin Peay*	02/25/21																	
Murray State*	02/27/21																	



## PRODUCTION TRACKER

	Last Season	This Season	Career
Had a Double-Double	-	1	1
Scored 10+ Points	-	4	4
Scored 15+ Points	-	-	-
Scored 20+ Points	-	-	-
Double-Digit Rebounds	-	1	1
Led Tech in Scoring	-	1	1
Led Tech in 3-Pointers (Made)	-	4	4
Led Tech in Rebounds	-	5	5
Led Tech in Steals	-	3	3
Made 3+ 3-Pointers	-	1	1
Had 5+ Rebounds	-	6	6
Had 3+ Steals	-	-	-



## CAREER STATS

				Field Goals		3-Point		F-Throws		Rebounds										Scoring	
SEASON	TEAM	GP-GS	MIN/AVG	FG-FGA	FG%	3FG-FGA	3FG%	FT-FTA	FT%	OFF	DEF	TOT	AVG	PF-FO	AST	TO	BLK	STL	PTS	AVG	
2020-21	TNTech	23-22	489/21.3	48-119	.403	22-62	.355	13-18	.722	23	67	90	3.9	52-2	14	39	9	18	131	5.7	
TOTAL		23-22	489/21.3	48-119	.403	22-62	.355	13-18	.722	23	67	90	3.9	52-2	14	39	9	18	131	5.7	

# 30 JAMAAL THOMPSON

JR Guard | 5-10 | 185  
Hendersonville, Tenn. | ETSU



## THOMPSON NOTES

Pronounced: juh-MAHL

- Added to the Tech roster on Nov. 22, is also a defensive back for the Tech football team.
- Also a junior defensive back for the Tech football team (20 tkl / 1 FR in 2019).
- The 1st Tech athlete to play basketball & football since defensive end & center Derrick Gray (1989-92), who signed with Cincinnati Bengals as a free agent in 1993.
- Founding member of Tech student organization C.O.D.E. (Center of Diversity Education) promoting unity through diversity.
- Sat out his freshman football season at ETSU before transferring to Tech.
- Route to Tech: Pope John Paul II HS > ETSU.
- Earned the OVC Medal of Honor in 2019-20.
- Named to the Athletic Director's Honor Roll four times & the OVC Commissioner's HR once.
- Majoring in communications.

## 2020-21 GAME-BY-GAME STATS

OPPONENT	DATE	GS	MIN	FG-FGA	PCT	3FG-FGA	PCT	FT-FTA	PCT	OFF	DEF	TOT	PF	A	TO	BLK	STL	PTS
at Indiana	11/25/20	1	0-0	.000	0-0	.000	0-0	.000	0-0	0	0	0	0	0	0	0	0	0
Chattanooga	11/30/20							DNP										
at Xavier	12/02/20							DNP										
at Northern Ky.	12/03/20							DNP										
at Western Caro.	12/06/20							DNP										
Jacksonville State*	12/13/20							DNP										
at Jacksonville St.*	12/16/20							DNP										
at #10 Tennessee	12/18/20							DNP										
at Western Ky.	12/22/20							DNP										
SE Missouri*	12/30/20							DNP										
at Eastern Illinois*	01/02/21							DNP										
at Morehead St.*	01/07/21							DNP										
at Eastern Ky.*	01/09/21	1	0-0	.000	0-0	.000	0-0	.000	0	0	0	0	1	0	0	0	0	0
Belmont*	01/14/21	1	0-0	.000	0-0	.000	0-0	.000	0	0	0	0	0	0	0	0	0	0
Tennessee State*	01/16/21							DNP										
at Austin Peay*	01/21/21							DNP										
at Murray State*	01/23/21							DNP										
Morehead State*	01/30/21							DNP										
at SE Missouri*	02/04/21							DNP										
at UT Martin*	02/06/21							DNP										
SIUE*	02/11/21							DNP										
Eastern Illinois*	02/13/21							DNP										
Eastern Kentucky*	02/15/21							DNP										
at Tennessee St.*	02/18/21																	
at Belmont*	02/20/21																	
Austin Peay*	02/25/21																	
Murray State*	02/27/21																	



## PRODUCTION TRACKER

	Last Season	This Season	Career
Had a Double-Double	-	-	-
Scored 10+ Points	-	-	-
Scored 15+ Points	-	-	-
Scored 20+ Points	-	-	-
Double-Digit Rebounds	-	-	-
Led Tech in Scoring	-	-	-
Led Tech in 3-Pointers (Made)	-	-	-
Led Tech in Rebounds	-	-	-
Led Tech in Steals	-	-	-
Made 3+ 3-Pointers	-	-	-
Had 5+ Rebounds	-	-	-
Had 3+ Steals	-	-	-



## CAREER STATS

SEASON	TEAM	GP-GS	MIN/AVG	FG-FGA	FG%	3FG-FGA	3FG%	FT-FTA	FT%	OFF	DEF	TOT	AVG	PF	FO	AST	TO	BLK	STL	PTS	AVG
2020-21	TNTech	3-0	2/0.7	0-0	.000	0-0	.000	0-0	.000	0	0	0	0.0	1-0	0	0	0	0	0	0	0.0
<b>TOTAL</b>		<b>3-0</b>	<b>2/0.7</b>	<b>0-0</b>	<b>.000</b>	<b>0-0</b>	<b>.000</b>	<b>0-0</b>	<b>.000</b>	<b>0</b>	<b>0</b>	<b>0</b>	<b>0.0</b>	<b>1-0</b>	<b>0</b>	<b>0</b>	<b>0</b>	<b>0</b>	<b>0</b>	<b>0</b>	<b>0.0</b>



# 33 SHANDON GOLDMAN

GR Forward | 6-10 | 225  
Evansville, Ark. | UNI



## GOLDMAN NOTES

- Sat out his senior season at UNI as a voluntary redshirt to preserve a season of eligibility as a graduate transfer.
- Played in 20 games at UNI in 2018-19, averaging 3.5 pts & 3.2 rpg.
- Earned Region XIV All-Conference HM honors at Panola College, averaging 9.3 ppg & 5.8 rpg.
- Grew 10 inches from his freshman to senior years at Lincoln HS.
- Nickname is "Biggie".
- Route to Tech: Lincoln HS > Tennessee Prep Academy > Little Rock > Panola College > UNI.
- Pursuing a master's degree in EXPW/fitness & wellness.
- Earned his bachelor's degree in exercise science with a concentration in sports psychology from UNI in May 2020.

## 2020-21 GAME-BY-GAME STATS

OPPONENT	DATE	GS	MIN	FG-FGA	PCT	3FG-FGA	PCT	FT-FTA	PCT	OFF	DEF	TOT	PF	A	TO	BLK	STL	PTS
at Indiana	11/25/20	F	30	3-11	.273	1-7	.143	0-0	.000	2	4	6	3	0	2	0	0	7
Chattanooga	11/30/20	F	25	5-12	.417	1-5	.200	0-2	.000	1	6	7	1	1	3	1	0	11
at Xavier	12/02/20	F	16	3-6	.500	1-3	.333	0-0	.000	0	4	4	3	1	3	0	0	7
at Northern Ky.	12/03/20	F	23	0-3	.000	0-3	.000	0-3	.000	2	1	3	1	2	3	0	0	0
at Western Caro.	12/06/20	F	22	1-7	.143	1-5	.200	0-2	.000	1	6	7	3	3	2	0	0	3
Jacksonville State*	12/13/20	F	23	2-3	.667	0-1	.000	0-0	.000	2	2	4	1	1	1	0	1	4
at Jacksonville St.*	12/16/20	F	16	0-2	.000	0-2	.000	0-0	.000	3	1	4	0	2	1	0	1	0
at #10 Tennessee	12/18/20	F	20	1-2	.500	0-0	.000	0-0	.000	0	1	1	1	2	0	0	0	2
at Western Ky.	12/22/20	F	15	5-7	.714	0-2	.000	1-2	.500	1	2	3	3	0	1	1	0	11
SE Missouri*	12/30/20		15	2-4	.500	2-4	.500	0-0	.000	0	1	1	3	0	1	0	1	6
at Eastern Illinois*	01/02/21		29	4-8	.500	3-5	.500	2-2	1.000	1	5	6	1	2	3	2	2	13
at Morehead St.*	01/07/21		17	1-4	.250	0-3	.000	0-0	.000	0	2	2	3	0	1	0	0	2
at Eastern Ky.*	01/09/21		19	4-7	.571	4-7	.571	0-2	.000	0	1	1	1	2	1	0	3	12
Belmont*	01/14/21		24	7-8	.875	5-6	.833	0-0	.000	1	1	2	3	2	0	0	1	19
Tennessee State*	01/16/21		21	1-4	.250	1-3	.333	1-4	.250	0	2	2	2	1	2	0	0	4
at Austin Peay*	01/21/21		27	0-2	.000	0-2	.000	0-0	.000	1	5	6	2	1	2	1	1	0
at Murray State*	01/23/21		30	5-13	.385	4-10	.400	3-6	.500	0	5	5	3	1	1	0	0	17
Morehead State*	01/30/21		28	5-11	.455	1-4	.250	0-0	.000	5	3	8	3	3	2	0	0	11
at SE Missouri*	02/04/21		27	2-5	.400	2-5	.400	2-2	1.000	2	3	5	2	0	2	1	1	8
at UT Martin*	02/06/21		16	2-4	.500	1-3	.333	0-0	.000	0	1	1	4	0	2	0	0	5
SIUE*	02/11/21		24	3-7	.429	1-3	.333	0-0	.000	2	4	6	0	0	1	0	0	7
Eastern Illinois*	02/13/21	F	32	7-11	.636	4-8	.500	2-3	.667	1	10	11	2	8	2	0	2	20
Eastern Kentucky*	02/15/21	F	23	2-5	.400	0-2	.000	2-5	.400	1	4	5	2	3	1	2	2	6
at Tennessee St.*	02/18/21																	
at Belmont*	02/20/21																	
Austin Peay*	02/25/21																	
Murray State*	02/27/21																	



## PRODUCTION TRACKER

	Last Season	This Season	Career
Had a Double-Double	-	1	2
Scored 10+ Points	-	8	8
Scored 15+ Points	-	3	4
Scored 20+ Points	-	1	1
Double-Digit Rebounds	-	1	3
Led Tech in Scoring	-	2	2
Led Tech in 3-Pointers (Made)	-	8	8
Led Tech in Rebounds	-	6	6
Led Tech in Blocks	-	5	5
Made 3+ 3-Pointers	-	5	5
Had 5+ Rebounds	-	11	11
Had 3+ Blocks	-	-	-



## CAREER STATS

	GP-GS	MIN	AVG	FG-FGA	PCT	3FG-FGA	PCT	FT-FTA	PCT	OFF	DEF	TOT	AVG	PF-FO	AST	TO	BLK	STL	PTS	AVG
2016-17*	5-0	23	4.6	1-3	.333	0-1	.000	0-2	.000	0	3	3	0.6	4-0	1	3	2	1	2	0.4
2017-18																				
2018-19^	20-0	275	13.8	22-65	.338	9-31	.290	16-29	.552	17	46	63	3.2	37-0	12	17	9	2	69	3.5
2019-20^																				
2020-21	23-11	522	22.7	65-146	.445	32-94	.340	13-33	.394	26	74	100	4.3	47-0	35	37	8	15	175	7.6
CAREER	48-11	820	17.1	88-214	.411	41-126	.325	29-64	.453	43	123	166	3.5	88-0	48	57	19	18	246	5.1

# THE LAST TIME

## LAST TIME A TENNESSEE TECH PLAYER...

**Scored 40+ Points:** 50 by Kevin Murphy vs. SIUE (1-30-12)

**Scored 35+ Points:** 35 by Torrance Rowe vs. Jackson State (11-24-15)

**Scored 30+ Points:** 30 by Corey Tillery vs. Warren Wilson (12-6-18)

**Scored 25+ Points:** 29 by Jr. Clay at Austin Peay (1-21-21)  
25 by Damaria Franklin at Eastern Illinois (1-2-21)

### Scored 30 or More Points in Back-To-Back Games:

Kevin Murphy with 50 vs. SIUE (1-30-13) and  
33 at Austin Peay (2-2-12)

### Scored 25 or More Points in Back-To-Back Games:

Aleksa Jugovic with 25 at UT Martin (1-13-16)  
and 27 vs. Southeast Missouri (1-16-16)

### Scored 20 or More Points in Back-To-Back Games:

Jr. Clay with 22 vs. Eastern Illinois (2-13-21)  
and 23 vs. Eastern Kentucky (2-15-21)

### Grabbed 20+ Rebounds:

20 by Lorenzo Coleman vs. Middle Tennessee (2-8-96)

### Grabbed 15+ Rebounds:

16 by Courtney Alexander II vs. ULM (11-23-18)

### Grabbed 10+ Rebounds:

11 by Shandon Goldman vs. Eastern Illinois (2-13-21)

### Made 15+ Field Goals:

16 by Kevin Murphy vs. SIUE (1-30-12)

### Made 10+ Field Goals:

10 by Jr. Clay vs. Eastern Kentucky (2-15-21)

### Went Perfect From the Field (min 6):

6-of-6 by Courtney Alexander II vs. Boyce College (11-16-17)

### Made 8+ 3-Pointers:

10 by Corey Tillery vs. Warren Wilson (12-6-18)

### Made 7+ 3-Pointers:

7 by Cade Crosland vs. Jacksonville State (2-13-20)

### Made 6+ 3-Pointers:

6 by Corey Tillery vs. Tennessee State (1-17-19)

### Made a 3-Pointer in 10+ Straight Games:

33 by Jr. Clay from (1-18-20) to (2-15-21)

### Made a 3-Pointer in 15+ Straight Games:

33 by Jr. Clay from (1-18-20) to (2-15-21)

### Made a 3-Pointer in 20+ Straight Games:

33 by Jr. Clay from (1-18-20) to (2-15-21)

### Made 15+ Free Throws:

15 by Torrance Rowe at Murray State (1-7-16)

### Made 10+ Free Throws:

11 by Jr. Clay vs. Southeast Missouri (12-30-20)

### Attempted 15+ Free Throws:

15 by Torrance Rowe at Murray State (1-7-16)

### Attempted 10+ Free Throws:

12 by Jr. Clay at Austin Peay (1-21-21)  
14 by Jr. Clay vs. Southeast Missouri (12-30-20)

### Went Perfect From the Free Throw Line (min 8):

11-of-11 by Karon Mack at Eastern Kentucky (1-18-18)  
10-of-10 by Aleksa Jugovic vs. Austin Peay (1-11-18)

### Had 15+ Assists:

15 by Maurice Houston vs. Morehead State (3-5-93)

### Had 10+ Assists:

10 by Jr. Clay at Eastern Kentucky (1-9-21)  
10 by Jr. Clay vs. Jacksonville State (12-13-20)

### Had 8+ Assists and 0 Turnovers:

9 by Keishawn Davidson at Jacksonville State (2-29-20)

### Had 12+ Assists and 0 Turnovers:

12 by Torrance Rowe vs. Southeast Missouri (1-16-16)

### Had 7+ Steals:

7 by Courtney Alexander II at Eastern Kentucky (11-21-17)

### Had 5+ Steals:

5 by Keishawn Davidson vs. Jacksonville State (2-13-20)

### Had 5+ Blocks:

6 by Charles Jackson vs. Austin Peay (1-10-13)

### Played Every Minute of a Game:

40 by Hunter Vick at Eastern Illinois (3-2-19)

### Had a Double-Double:

Shandon Goldman with 20 points & 11 rebounds vs. Eastern Illinois (2-13-21)  
Jr. Clay with 15 points & 10 assists at Eastern Kentucky (1-9-21)

### Had a Triple-Double:

Lorenzo Coleman with 18 points, 11 rebounds, and 10 blocks at Oral Roberts (1-30-95)

### Had a Double-Double Without Points:

Will Moore with 10 rebounds and 11 assists vs. East Tennessee State (12-17-03)

### Hit a Shot at the Buzzer to Win a Game:

Kevin Murphy connected on a 3-pointer to defeat Austin Peay on the road in the first round of the OVC Tournament, 68-65 (3-2-10)

### Hit a Shot in the Closing Seconds to Win a Game:

Cade Crosland connected on a 3-pointer to defeat Jacksonville State at home, 75-74 (2-13-20)

### Hit a Free Throw in the Closing Seconds to Win a Game:

Dane Quest sunk two free throws with 5.7 seconds remaining to give Tech a 62-60 victory at Southeast Missouri (2-8-20)

## LAST TIME TENNESSEE TECH...

**Scored 110+ Points:** 118 vs. Warren Wilson (12-6-18)

**Scored 105+ Points:** 106 vs. Boyce College (11-16-17)

**Scored 100+ Points:** 104 at New Mexico (11-21-17)

### Allowed 100+ Points:

101 at Michigan State (11-18-18)

### Held an Opponent Under 30 Points:

29 vs. Piedmont International (11-14-14)

### Scored 60+ Points in a Half:

65 (2nd half) vs. Warren Wilson (12-6-18)

### Scored 50+ Points in a Half:

59 (2nd half) vs. Belmont (1-30-20)

### Did Not Score 20+ Points in a Half:

19 (1st half) at Indiana (11-23-20)

### Grabbed 55+ Rebounds:

57 vs. Warren Wilson (12-6-18)

### Grabbed 50+ Rebounds:

51 vs. Murray State (3-1-17)

### Grabbed 45+ Rebounds:

49 vs. Reinhardt (12-2-19)

### Made 40+ Field Goals:

44 vs. Warren Wilson (12-6-18)

### Made 35+ Field Goals:

35 vs. Hiwassee (12-9-18)

### Attempted 80+ Field Goals:

83 vs. Randall (12-19-13)

### Attempted 70+ Field Goals:

73 vs. Tennessee State (2-1-20)

### Attempted 60+ Field Goals:

62 vs. SIUE (2-11-21)

### Made 15 3-Pointers:

15 at Eastern Kentucky (1-9-21)  
15 vs. Jacksonville State (2-13-20)

### Made 10 3-Pointers:

12 vs. Eastern Illinois (2-13-21)

### Attempted 30 3-Pointers:

31 at Eastern Kentucky (1-9-21)

### Attempted 25 3-Pointers:

27 vs. Eastern Kentucky (2-15-21)

### Made 35+ Free Throws:

37 vs. Lipscomb (11-29-17)

### Made 30+ Free Throws:

34 at Murray State (1-7-16)

### Attempted 45+ Free Throws:

49 vs. Lipscomb (11-29-15)

### Attempted 40+ Free Throws:

40 vs. East Tennessee State (11-27-13)

### Had 25+ Assists:

25 vs. Eastern Illinois (2-13-21)

### Had 20+ Assists:

20 at Eastern Kentucky (1-9-21)

### Had 20+ Steals:

20 vs. Hillsdale College (12-19-13)

### Had 15+ Steals:

16 vs. Savannah State (12-20-18)

### Had 10+ Blocks:

12 vs. Warren Wilson (12-6-18)

### Never Trained in a Game:

vs. Eastern Illinois (2-13-21)  
vs. Tennessee State (1-16-21)

### Overcame a 15-Point Deficit to Win:

Trained 46-30 in first half, won 81-78 at Lipscomb (12-5-15)

### Overcame a 10-Point Deficit to Win:

Trained 39-28 in second half, won 72-69 at SIUE (1-16-20)

### Overcame a 15-Point Halftime Deficit to Win:

Trained 52-37 in second half, won 63-61 vs. East Tennessee State (12-2-15)

### Overcame a 10-Point Halftime Deficit to Win:

Trained 39-28 in second half, won 72-69 at SIUE (1-16-20)

### Did Not Make a 3-Pointer:

at Murray State (2-10-11)

### Had Two Players with 20+ Points:

Jr. Clay (29) and Damaria Franklin (22) at Austin Peay (1-21-21)  
Jr. Clay (20) and Damaria Franklin (21) vs. Jacksonville State (1-2-21)

### Had Three Players with 20+ Points:

Torrance Rowe (22), Aleksa Jugovic (21) and Ryan Martin (20) at Morehead State (1-21-16)

### Had Two Players with 30+ Points:

Frank Jones (32) and Tom Schmidt (30) vs. Eastern Kentucky (1-31-76)

### Had Six Players in Double-Figures:

Shaq Calhoun (20), Aleksa Jugovic (14), Courtney Alexander II (14), Curtis Phillips Jr. (12), Cade Crosland (11) & Micaiah Henry (10) vs. Boyce College (11-16-17)

### Had Two Players with a Double-Double:

Keishawn Davidson (11 pts., 10 ast.) and Amadou Sylla (20 pts., 14 reb.) vs. Martin Methodist (11-10-19)

### Had Three Players with a Double-Double:

Milos Babic (17 pts., 10 reb.), Jerome Rodgers (20 pts., 10 reb.) and Earl Wise (30 pts., 14 reb.) vs. Freed-Hardeman (1-5-89)

### Had Four Players with a Double-Double:

Anthony Avery (22 pts., 10 reb.), Milos Babic (17 pts., 11 reb.), Jerome Rodgers (21 pts., 12 reb.), and Earl Wise (21 pts., 12 reb.) vs. Newberry (2-4-89)

### Did Not Have a Player Score in Double-Figures:

at UNCG (11-15-19) & vs. Montana State (11-17-19)

### Won in Overtime:

78-69 vs. SIUE (1-10-19)

### Won in 2 OT:

90-83 vs. Samford (2-5-04)

### Won in 3 OT:

109-105 vs. UT Martin (1-13-11)

### Won in 4 OT:

N/A

### Won in 5 OT:

85-80 vs. Eastern Kentucky (12-6-54)

### Won After Trailing with 2 Minutes to Play:

Trained 67-66 with 0:18 left to play in regulation and won 70-67 at Eastern Kentucky (1-18-18)

### Had a 5-Game Winning Streak:

6 (11-16-17) to (11-29-17)

### Had a 5-Game Losing Streak:

6 (1-21-21) to (2-11-21)

11 (2-27-19) to (12-22-20)

9 (1-31-19) to (2-28-19)

9 (2-6-89) to (3-4-89)

8 (12-8-19) to (1-11-20)

8 (1-10-77) to (2-26-77)

8 (1-28-74) to (2-23-74)

# TENNESSEE TECH BASKETBALL

## RESULTS

<b>Record:</b>	<b>Overall</b>	<b>Home</b>	<b>Away</b>	<b>Neutral</b>
All Games	3-20	3-6	0-14	0-0
Conference	3-13	3-5	0-8	0-0
Non-Conference	0-7	0-1	0-6	0-0

Date	Opponent	W/L	Score	Attendance	Record	OVC	Scoring Leader	Rebounds Leader	Assist Leader
11/25/20	at Indiana	L	89-59	125	0-1	0-0	Davidson (17)	Sylla (12)	Davidson (3)
11/30/20	Chattanooga	L	62-54	644	0-2	0-0	Davidson (12)	Davidson (10)	Davidson (6)
12/02/20	at Xavier	L	79-48	300	0-3	0-0	White (13)	Harvell (9)	Quest (3)
12/03/20	at Northern Kentucky	L	74-65	0	0-4	0-0	Harvell (12)	Harvell (10)	Clay (3)
									White (3)
12/06/20	at Western Carolina	L OT	76-75	0	0-5	0-0	Clay (20)	White (8)	Clay (4)
12/13/20	Jacksonville State*	L	73-67	624	0-6	0-1	Clay (20)	Sylla (6)	Clay (10)
								Williams (6)	
12/16/20	at Jacksonville State*	L	74-50	0	0-7	0-2	White (12)	Goldman (4)	Gettelfinger (2)
									Goldman (2)
									White (2)
12/18/20	at #10 Tennessee	L	103-49	4,191	0-8	0-2	Clay (13)	Clay (4)	Davidson (3)
								Harvell (4)	
								Sylla (4)	
12/22/20	at Western Kentucky	L	88-68	1,061	0-9	0-2	Clay (15)	Sylla (9)	Davidson (5)
12/30/20	Southeast Missouri*	W	72-63	430	1-9	1-2	Clay (22)	Franklin (8)	Clay (4)
									Davidson (4)
01/02/21	at Eastern Illinois*	L	87-81	0	1-10	1-3	Franklin (25)	Goldman (6)	Davidson (6)
01/07/21	at Morehead State*	L	57-54	480	1-11	1-4	Clay (20)	Franklin (9)	Williams (3)
01/09/21	at Eastern Kentucky*	L	90-80	733	1-12	1-5	Davidson (18)	Quest (6)	Clay (10)
								Sylla (6)	
01/14/21	Belmont*	L	88-67	589	1-13	1-6	Goldman (19)	Sylla (9)	Davidson (6)
01/16/21	Tennessee State*	W	74-71	689	2-13	2-6	Davidson (19)	Harvell (8)	Davidson (6)
01/21/21	at Austin Peay*	L	72-69	518	2-14	2-7	Clay (29)	Franklin (6)	Davidson (4)
								Goldman (6)	
01/23/21	at Murray State*	L	72-63	1,290	2-15	2-8	Goldman (17)	Clay (9)	Davidson (4)
01/30/21	Morehead State*	L	74-55	558	2-16	2-9	Clay (17)	Goldman (8)	Davidson (6)
02/04/21	at Southeast Missouri*	L	68-64	642	2-17	2-10	Clay (14)	Davidson (6)	Clay (6)
							Franklin (14)		
02/06/21	at UT Martin*	L	66-64	198	2-18	2-11	Davidson (15)	Harvell (8)	Davidson (6)
02/11/21	SIUE*	L	81-63	534	2-19	2-12	Clay (19)	Davidson (6)	Davidson (8)
								Goldman (6)	
02/13/21	Eastern Illinois*	W	80-67	550	3-19	3-12	Clay (22)	Goldman (11)	Goldman (8)
02/15/21	Eastern Kentucky*	L	83-72	238	3-20	3-13	Clay (23)	Franklin (6)	Davidson (7)
								Quest (6)	
02/18/21	at Tennessee State*								
02/20/21	at Belmont*								
02/25/21	Austin Peay*								
02/27/21	Murray State*								

\* Indicates Ohio Valley Conference game



# SUPERLATATIVES

## ATTENDANCE SUMMARY

	Games	Totals	Average
Home	9	4,856	540
Away	14	9,538	681
Neutral	0	0	0
Total	23	14,394	626

## TECH'S RECORD WHEN...

Leading at the half .....	3-4
Trailing at the half .....	0-15
Tied at the half .....	0-1

Tech leads in rebounds .....	3-7
Opponents lead in rebounds .....	0-11
Rebounds are equal .....	0-2

Tech has more fouls .....	0-13
Opponent has more fouls .....	3-7
Fouls are equal .....	0-0

Tech has more assists .....	2-2
Opponent has more assists .....	0-15
Assists are equal .....	1-3

Tech has more turnovers .....	1-12
Opponent has more turnovers .....	1-7
Turnovers are equal .....	1-1

Tech has more blocks .....	2-7
Opponent has more blocks .....	1-12
Blocks are equal .....	0-1

Tech has more steals .....	1-8
Opponent has more steals .....	1-11
Steals are equal .....	1-1

Tech shoots 50% or better .....	1-1
Opponent shoots 50% or better .....	0-9
Tech has a better FG % .....	3-6
Opponent has a better FG % .....	0-14

Tech has a better 3-pt. FG % .....	2-8
Opponent has a better 3-pt. FG % .....	1-12

Tech attempts more free throws .....	2-6
Opponent attempts more free throws .....	1-14
Tech has a better free throw % .....	2-8
Opp. has a better free throw % .....	1-12

Tech scores 80+ points .....	1-2
Tech scores 65 or fewer points .....	0-12
Opponent scores 80+ points .....	0-8
Opponent scores 65 or fewer points .....	1-2

In November .....	0-2
In December .....	1-7
In January .....	1-7
In February .....	1-4
In March .....	0-0

On Monday .....	0-2
On Tuesday .....	0-1
On Wednesday .....	1-3
On Thursday .....	0-6
On Friday .....	0-1
On Saturday .....	2-5
On Sunday .....	0-2

## Starting Lineups

W-L	G	G	G/F	F	F/C
1-0	Clay	Gettelfinger	Franklin	Harvell	Goldman
1-0	Davidson	Clay	White	Harvell	Sylla
1-5	Davidson	Clay	Franklin	Harvell	Hopkins
0-1	Davidson	Smith	White	Goldman	Hopkins
0-1	Davidson	Clay	White	Harvell	Goldman
0-1	Davidson	Clay	Smith	Harvell	Sylla
0-1	Davidson	Smith	Franklin	Harvell	Sylla
0-1	Davidson	Clay	Franklin	Harvell	Sylla
0-2	Davidson	Clay	Gettelfinger	Harvell	Hopkins
0-3	Davidson	Smith	White	Harvell	Goldman
0-5	Davidson	Clay	Franklin	Harvell	Goldman

## Margin of Victory/Defeat

	1	2	3	4	5	6	7	8	9	10	11-15	16-19	20-24	25+
Wins	-	-	1	-	-	-	-	-	1	-	1	-	-	-
Losses	1	1	2	1	-	2	-	1	2	1	1	2	3	3

## Most First Half Points

Tech	44	vs. Eastern Illinois (2/13/21)
Opponents	56	vs. Eastern Kentucky (2/15/21)

## Most Second Half Points

Tech	46	vs. Belmont (1/14/21)
Opponents	54	at #10 Tennessee (12/18/20)

## Fewest First Half Points

Tech	19	at Indiana (11/23/20)
Opponents	23	vs. Southeast Missouri (12/30/20)

## Fewest Second Half Points

Tech	23	2 times, last at UTM (2/6/21)
Opponents	26	at UT Martin (2/6/21)

## Largest Halftime Lead

Tech	15	vs. Southeast Missouri (12/30/20)
Opponents	29	at Indiana (11/23/20)

## Largest Margin of Victory

Tech	13	vs. Eastern Illinois (2/13/21)
Opponents	54	at #10 Tennessee (12/18/20)

## Jump Balls Controlled

Tech	9
Opponents	14

## Dunks

Marcus Hopkins	7	7
D. Franklin	5	5
Austin Harvell	4	4
Amadou Sylla	3	8
S. Goldman	3	3
T. Williams	2	8
Dane Quest	1	1
Kenny White Jr.	1	1

## How Scored First Points

Lay-up	9
3-Pointer	7
Jump Shot	7
Free Throw	0
Tip-In	0
Dunk	0
Hook Shot	0

## Pts. Leader\*

Jr. Clay	11	37
K. Davidson	5	9
D. Franklin	3	3
S. Goldman	2	2
Kenny White Jr.	2	2
Austin Harvell	1	1
Amadou Sylla	–	1

## Scored Tech's First Points

Jr. Clay	5
D. Franklin	4
Austin Harvell	4
Marcus Hopkins	3
K. Davidson	2
S. Goldman	2
Maverick Smith	1
Amadou Sylla	1
Kenny White Jr.	1

## Reb. Leader\*

Amadou Sylla	6	21
S. Goldman	6	6
Austin Harvell	5	5
D. Franklin	4	4
K. Davidson	3	5
Jr. Clay	2	12
Dane Quest	2	2
T. Williams	1	6
Kenny White Jr.	1	1

## First Off Tech Bench^

S. Goldman	9
Dane Quest	9
Amadou Sylla	8
Jr. Clay	2
Kenny White Jr.	2
K. Davidson	1
D. Franklin	1
CJ Gettelfinger	1
Marcus Hopkins	1
Maverick Smith	1
T. Williams	1

## Ast. Leader\*

K. Davidson	14	35
Jr. Clay	6	41
S. Goldman	2	2
Kenny White Jr.	2	2
T. Williams	1	3
CJ Gettelfinger	1	1
Dane Ouest	1	1

^ includes multiple subs

## Blk. Leader\*

Austin Harvell	7	7
Amadou Sylla	6	23
S. Goldman	5	5
K. Davidson	3	5
T. Williams	3	5
Dane Quest	3	4
D. Franklin	3	3
CJ Gettelfinger	2	2
Marcus Hopkins	2	2
Kenny White Jr.	2	2
Jr. Clay	1	4

## 10+ Points

Jr. Clay	17	67
K. Davidson	12	26
D. Franklin	11	11
S. Goldman	8	8
Austin Harvell	4	4
Kenny White Jr.	4	4
Amadou Sylla	1	7
T. Williams	1	7
Marcus Hopkins	1	1

## 20+ Points

Jr. Clay	7	17
D. Franklin	3	3
S. Goldman	1	1
Amadou Sylla	–	1

## 30+ Points

-	-	-
---	---	---

## 10+ Reb.

Amadou Sylla	1	3
K. Davidson	1	1
S. Goldman	1	1
Austin Harvell	1	1

## 10 +Ast.

Jr. Clay	2	2
K. Davidson	-	1

## Double-Doubles

Jr. Clay	2	2
K. Davidson	1	2
S. Goldman	1	2
Austin Harvell	1	1
Amadou Sylla	–	1

## Free Throws in

### Final Four Minutes^

Jr. Clay	14-25
K. Davidson	13-14
Dane Quest	4-4
S. Goldman	4-9
CJ Gettelfinger	3-4
Kenny White Jr.	3-6
D. Franklin	3-8
Amadou Sylla	2-2
T. Williams	2-2
Marcus Hopkins	2-6
Austin Harvell	1-1
CJ Gettelfinger	0-2

^ Also includes all of OT

\* includes all ties

# TENNESSEE TECH BASKETBALL

## INDIVIDUAL POINTS-REBOUNDS-ASSISTS / BLOCKS

OPPONENT	0 FRANKLIN	1 SMITH	2 PETER	3 DAVIDSON	4 CLAY	5 HOPKINS	10 GETTELFINGER	11 QUEST
at Indiana	INACTIVE	0-0-1	2-0-1	17-4-3	INACTIVE	4-1-0	INACTIVE	0-3-1
Chattanooga	INACTIVE	0-1-0	3-0-0	<b>12-10-6</b>	INACTIVE	4-4-0	INACTIVE	5-8-1
at Xavier	INACTIVE	3-0-0	0-0-0	18-4-2	INACTIVE	4-3-0	INACTIVE	4-4-3
at Northern Kentucky	INACTIVE	5-1-0	0-0-1	7-4-2	10-2-3	8-1-1	INACTIVE	4-3-2
at Western Carolina	INACTIVE	DNP	2-0-0	18-3-1	20-2-4	INJ	8-1-1	2-2-2
Jacksonville State	21-4-2	DNP	DNP	7-1-6	<b>20-2-10</b>	INJ	0-0-1	2-1-0
at Jacksonville State	4-2-0	3-0-0	3-1-1	4-1-0	5-2-0	INJ	2-2-1	0-1-0
at #10 Tennessee	8-2-1	0-1-0	INJ	12-2-3	13-4-1	INJ	2-1-0	0-0-1
at Western Kentucky	14-4-3	0-0-0	INJ	5-3-5	15-1-3	INJ	2-2-1	2-2-1
Southeast Missouri	11-8-1	DNP	INJ	9-1-4	22-4-4	INJ	0-1-3	3-4-2
at Eastern Illinois	25-4-1	2-0-0	INJ	12-1-6	19-2-3	INJ	0-1-0	INJ
at Morehead State	15-9-0	0-1-0	INJ	10-3-2	20-4-1	0-1-0	0-0-0	0-0-0
at Eastern Kentucky	14-5-2	DNP	INJ	18-4-5	<b>15-2-10</b>	2-1-0	DNP	9-6-0
Belmont	11-5-0	5-0-0	INJ	4-1-6	7-3-1	0-0-0	3-3-1	5-2-1
Tennessee State	16-4-4	DNP	INJ	19-3-6	9-6-4	10-6-0	0-1-0	4-5-0
at Austin Peay	22-6-1	DNP	INJ	6-4-4	29-3-2	3-3-0	DNP	0-2-0
at Murray State	2-2-1	DNP	INJ	12-4-4	15-9-3	0-1-0	DNP	8-3-0
Morehead State	8-4-1	3-1-0	INJ	5-3-6	17-2-2	2-2-1	0-1-0	4-3-0
at Southeast Missouri	14-2-0	DNP	INJ	13-6-5	14-3-6	0-0-0	0-0-0	9-4-0
at UT Martin	DNP	0-0-0	INJ	15-3-6	14-2-5	7-0-0	6-4-2	3-5-1
SIUE	7-5-2	0-0-1	INJ	5-6-8	19-2-3	2-2-0	8-1-0	8-2-2
Eastern Illinois	9-6-1	0-0-0	INJ	18-5-6	22-2-3	2-1-0	2-2-4	2-2-2
Eastern Kentucky	16-6-2	0-1-0	INJ	7-1-7	23-1-2	6-5-1	1-0-1	2-6-4
at Tennessee State								
at Belmont								
Austin Peay								
Murray State								

**Bold indicates double-double** / Third statistic for Hopkins is blocks.

## INDIVIDUAL POINTS-REBOUNDS-ASSISTS / BLOCKS

OPPONENT	12 SYLLA	13 WHITE	15 STAYTON	22 WILLIAMS	23 HARVELL	30 THOMPSON	33 GOLDMAN
at Indiana	6-12-1	13-3-1	DNP	INACTIVE	10-2-0	0-0-0	7-6-0
Chattanooga	4-3-3	7-2-0	DNP	INACTIVE	8-4-2	DNP	11-7-1
at Xavier	4-5-0	13-4-2	0-0-0	INACTIVE	5-9-2	DNP	7-4-1
at Northern Kentucky	5-7-0	11-7-3	3-0-0	INACTIVE	<b>12-10-1</b>	DNP	0-3-2
at Western Carolina	6-5-0	5-8-1	0-2-0	6-6-1	5-4-0	DNP	3-7-3
Jacksonville State	8-6-0	3-2-0	0-0-0	2-6-0	0-1-0	DNP	4-4-1
at Jacksonville State	4-3-0	12-2-2	0-1-1	10-3-0	3-3-1	DNP	0-4-2
at #10 Tennessee	0-4-1	2-1-0	0-0-0	4-2-0	6-4-1	DNP	2-1-2
at Western Kentucky	4-9-0	6-2-0	DNP	4-1-0	5-2-0	DNP	11-3-0
Southeast Missouri	13-7-0	2-3-0	DNP	2-1-0	4-1-1	DNP	6-1-0
at Eastern Illinois	0-5-0	INJ	DNP	6-3-1	4-1-0	DNP	13-6-2
at Morehead State	0-2-2	INJ	DNP	7-5-3	0-4-2	DNP	2-2-0
at Eastern Kentucky	4-6-0	INJ	DNP	0-2-0	6-4-0	0-0-0	12-1-2
Belmont	5-9-0	INJ	0-0-0	6-3-1	2-3-1	0-0-0	19-2-2
Tennessee State	4-3-1	INJ	DNP	INJ	8-8-0	DNP	4-2-1
at Austin Peay	3-4-0	INJ	DNP	INJ	6-1-0	DNP	0-6-1
at Murray State	4-6-0	INJ	DNP	INJ	5-4-0	DNP	17-5-1
Morehead State	DNP	INJ	0-0-0	INJ	5-1-0	DNP	11-8-3
at Southeast Missouri	6-2-1	INJ	DNP	INJ	0-4-0	DNP	8-5-0
at UT Martin	0-7-1	INJ	DNP	INJ	14-8-1	DNP	5-1-0
SIUE	INJ	INJ	0-1-0	INJ	7-1-1	DNP	7-6-0
Eastern Illinois	INJ	INJ	0-0-0	INJ	5-6-1	DNP	<b>20-11-8</b>
Eastern Kentucky	INJ	INJ	0-0-0	INJ	11-5-0	DNP	6-5-3
at Tennessee State							
at Belmont							
Austin Peay							
Murray State							

**Bold indicates double-double** / Third statistic for Sylla is blocks.

# TENNESSEE TECH BASKETBALL

## 2020-21 TTU/OPPONENT COMPARISON

Opponent	1st	2nd	Score	Mar	Total FG	FG Pct	3-Pointers	3FG Pct	Free Throws	FT Pct	Rebounds	Assist	T/Over	Block	Steal	Fouls
Indiana	19/48	40/41	59-89	(30)	23-57/37-65	.404/.569	5-25/5-19	.200/.263	8-11/10-22	.727/.455	33/36 (3)	9/22	20/8	2/4	3/9	17/11
CHATTANOOGA	25/24	29/38	54-62	(8)	22-52/20-65	.423/.308	3-15/3-21	.200/.143	7-15/19-22	.467/.864	41/40 +1	11/4	20/10	8/2	3/13	18/15
Xavier	21/35	27/44	48-79	(31)	19-60/29-56	.317/.518	4-16/7-15	.250/.467	6-9/14-20	.667/.700	36/36 -	10/19	16/8	1/10	4/10	17/11
Northern Kentucky	36/39	29/35	65-74	(9)	23-48/25-64	.479/.391	8-23/6-27	.348/.222	11-23/18-27	.478/.667	40/39 +1	15/10	20/8	1/0	4/10	24/19
Western Carolina	29/29	40/40	75-76	(1)	29-65/26-67	.446/.388	7-26/10-31	.269/.323	10-15/14-22	.667/.636	41/40 +1	13/13	19/17	2/3	9/5	24/11
JACKSONVILLE STATE	27/33	40/40	67-73	(6)	25-56/24-50	.446/.480	6-19/7-24	.316/.292	11-15/18-24	.733/.750	30/32 (2)	20/20	13/14	3/5	8/4	18/15
Jacksonville State	20/46	30/28	50-74	(24)	18-54/30-57	.333/.526	6-29/11-29	.207/.379	8-9/3-6	.889/.500	29/36 (7)	8/17	19/18	1/4	10/12	11/12
Tennessee	22/49	27/54	49-103	(54)	18-58/42-72	.310/.583	7-26/9-19	.269/.474	6-9/10-14	.667/.714	26/45 (19)	9/28	15/7	2/8	3/8	17/10
Western Kentucky	25/36	43/52	68-88	(20)	26-58/30-65	.448/.462	6-18/9-24	.333/.375	10-14/19-22	.714/.864	32/41 (9)	13/18	15/9	2/1	4/6	20/16
SOUTHEAST MISSOURI	38/23	34/40	72-63	+9	25-52/24-54	.481/.444	6-23/7-20	.261/.350	16-25/8-14	.640/.571	35/30 +5	16/16	17/19	4/1	12/5	18/19
Eastern Illinois	38/45	43/42	81-87	(6)	27-58/32-55	.466/.582	12-28/7-14	.429/.500	15-23/16-25	.652/.640	25/36 (11)	13/17	13/17	2/3	7/9	20/19
Morehead State	28/25	26/32	54-57	(3)	19-51/20-53	.373/.377	7-27/5-22	.259/.227	9-12/12-15	.750/.800	31/35 (4)	8/8	15/15	4/1	11/8	19/12
Eastern Kentucky	41/44	39/46	80-90	(10)	28-58/35-74	.483/.473	15-31/16-37	.484/.432	9-12/4-7	.750/.571	33/36 (3)	20/26	16/10	0/3	5/5	13/15
BELMONT	21/43	46/45	67-88	(21)	23-57/32-63	.404/.508	11-27/12-32	.407/.375	10-14/12-15	.714/.800	34/34 -	14/22	18/11	1/0	8/12	15/13
TENNESSEE STATE	34/27	40/44	74-71	+3	25-54/25-56	.463/.446	10-26/4-19	.385/.211	14-22/17-23	.636/.739	41/26 +15	17/9	20/12	3/0	6/8	15/17
Austin Peay	33/38	36/34	69-72	(3)	23-41/31-64	.561/.484	8-22/8-23	.364/.348	15-22/2-5	.682/.400	30/29 +1	8/18	18/8	1/2	4/5	15/23
Murray State	26/33	37/39	63-72	(9)	21-56/25-58	.375/.431	6-28/11-32	.214/.344	15-22/11-15	.682/.733	41/37 +4	9/21	9/7	2/5	3/2	14/15
MOREHEAD STATE	32/39	23/35	55-74	(19)	22-59/30-54	.373/.556	5-28/7-16	.179/.438	6-6/7-12	1000/.583	27/37 (10)	13/17	18/20	2/3	10/8	13/8
Southeast Missouri	39/26	25/42	64-68	(4)	22-53/22-45	.415/.489	7-18/6-15	.389/.400	13-17/18-19	.765/.947	32/25 +7	14/17	15/18	2/2	8/5	15/17
UT Martin	41/40	23/26	64-66	(2)	22-51/24-61	.431/.393	9-27/8-25	.333/.320	11-17/10-14	.647/.714	35/36 (1)	15/16	12/8	3/1	4/5	14/15
SIUE	32/45	31/36	63-81	(18)	27-62/31-53	.435/.585	5-20/12-20	.250/.600	4-7/7-9	.571/.778	29/32 (3)	18/25	13/16	2/4	8/6	10/9
EASTERN ILLINOIS	44/33	36/34	80-67	+13	28-53/30-61	.528/.492	12-27/7-21	.444/.333	12-17/0-2	.706/.000	35/26 +9	25/20	11/11	1/2	6/6	11/16
EASTERN KENTUCKY	36/56	36/27	72-83	(11)	26-59/31-55	.441/.564	6-27/12-23	.222/.522	14-23/9-15	.609/.600	36/30 +6	19/26	17/18	4/3	14/8	13/17

Note: Game totals are displayed in the format TEAM/OPPONENT for each category

## SPECIALTY STATS

### TTU/OPP

OPPONENT	IN PAINT	OFF T/O	2ND CHANCE	FAST BREAK	BENCH
at Indiana	28/58	9/33	9/10	4/19	18/29
Chattanooga	34/28	9/16	7/11	13/5	16/17
at Xavier	26/34	4/15	11/14	3/10	12/23
at Northern Kentucky	22/28	5/19	13/18	12/7	30/28
at Western Carolina	42/32	23/23	16/13	15/15	24/12
Jacksonville State	34/30	13/14	3/8	11/6	15/19
at Jacksonville State	24/34	11/22	3/5	7/13	34/27
at #10 Tennessee	18/62	6/25	6/18	10/18	8/50
at Western Kentucky	38/36	6/24	5/15	9/17	18/32
Southeast Missouri	38/30	19/6	12/6	14/6	22/14
at Eastern Illinois	28/38	20/14	6/7	10/17	44/30
at Morehead State	20/26	12/12	7/6	6/2	29/20
at Eastern Kentucky	22/28	16/21	7/8	4/4	23/16
Belmont	24/38	7/26	5/3	7/21	43/30
Tennessee State	26/36	13/20	10/5	8/8	12/30
at Austin Peay	22/38	13/25	12/12	14/11	3/2
at Murray State	28/22	2/8	8/4	10/9	29/20
Morehead State	30/44	19/21	11/10	11/4	26/11
at Southeast Missouri	20/24	18/15	5/5	6/0	23/24
at UT Martin	22/20	14/14	5/12	20/7	8/20
SIUE	40/28	22/11	10/5	15/2	23/24
Eastern Illinois	30/40	16/10	2/2	13/6	22/10
Eastern Kentucky	38/30	18/17	7/9	16/5	9/30
at Tennessee State					
at Belmont					
Austin Peay					
Murray State					
<b>Totals</b>	<b>654/784</b>	<b>294/416</b>	<b>180/206</b>	<b>238/212</b>	<b>491/518</b>
Times TTU Led	9/14	6/14	8/12	13/7	12/11



# 2020-21 OVERALL/CONFERENCE STATS

## Summary

	Overall Statistics										Conference Statistics									
Player	GP-GS	MIN/G	FG%	3FG%	FT%	R/G	A/G	STL	BLK	PTS/G	GP-GS	MIN/G	FG%	3FG%	FT%	R/G	A/G	STL	BLK	PTS/G
CLAY, Jr.	20-18	34.0	.422	.311	.741	2.9	3.5	38	1	16.4	16-15	34.8	.431	.292	.757	3.1	3.7	28	0	16.9
FRANKLIN, Damaria	17-14	28.0	.432	.305	.686	4.6	1.3	22	3	12.8	15-12	28.2	.449	.314	.667	4.8	1.2	21	3	13.0
DAVIDSON, Keishawn	23-22	33.1	.435	.329	.933	3.3	4.5	24	5	10.6	16-15	33.6	.426	.305	.938	2.9	5.1	21	3	10.3
GOLDMAN, Shandon	23-11	22.7	.445	.340	.394	4.3	1.5	15	8	7.6	16-4	23.2	.480	.406	.500	4.3	1.6	15	6	8.4
WHITE JR., Kenny	10-6	23.0	.387	.167	.500	3.4	0.9	3	4	7.4	3-1	17.3	.353	.222	.750	2.3	0.7	0	2	5.7
HARVELL, Austin	23-22	21.3	.403	.355	.722	3.9	0.6	18	9	5.7	16-16	20.1	.370	.357	.733	3.4	0.5	12	7	5.0
WILLIAMS, Tujautae	10-0	15.2	.400	.000	.611	3.2	0.6	5	3	4.7	7-0	15.4	.400	.000	.563	3.3	0.7	4	2	4.7
SYLLA, Amadou	19-4	18.9	.472	.000	.522	5.5	0.5	9	10	4.2	12-4	18.8	.524	.000	.583	5.0	0.6	5	5	4.3
QUEST, Dane	22-0	18.7	.380	.300	.673	3.1	1.0	5	4	3.5	15-0	17.2	.432	.300	.649	3.1	0.8	4	3	3.9
HOPKINS, Marcus	16-9	11.8	.647	.000	.556	1.9	0.3	8	3	3.4	12-8	11.7	.591	.000	.571	1.8	0.3	8	2	2.8
GETTELFINGER, CJ	16-3	10.3	.462	.333	.583	1.3	1.0	5	3	2.1	13-3	9.8	.368	.333	.500	1.2	1.1	5	2	1.7
PETER, Taelon	6-0	8.4	.286	.200	.000	0.2	0.5	1	0	1.7	1-0	7.9	.333	.333	.000	1.0	1.0	1	0	3.0
SMITH, Maverick	15-6	7.2	.304	.278	1.000	0.4	0.1	0	0	1.4	9-2	5.5	.333	.273	1.000	0.3	0.1	0	0	1.4
STAYTON, Jalen	11-0	2.8	.100	.125	.000	0.4	0.1	1	0	0.3	7-0	2.9	.000	.000	.000	0.3	0.1	0	0	0.0
THOMPSON, Jamaal	3-0	0.7	.000	.000	.000	0.0	0.0	0	0	0.0	2-0	0.5	.000	.000	.000	0.0	0.0	0	0	0.0
<b>Totals</b>	<b>23</b>		<b>.425</b>	<b>.308</b>	<b>.669</b>	<b>33.6</b>	<b>13.8</b>	<b>154</b>	<b>53</b>	<b>64.9</b>	<b>16</b>		<b>.436</b>	<b>.322</b>	<b>.692</b>	<b>32.7</b>	<b>14.9</b>	<b>124</b>	<b>35</b>	<b>67.2</b>
<b>Opponent</b>	<b>23</b>		<b>.479</b>	<b>.358</b>	<b>.699</b>	<b>34.5</b>	<b>17.8</b>	<b>169</b>	<b>67</b>	<b>76.4</b>	<b>16</b>		<b>.488</b>	<b>.376</b>	<b>.700</b>	<b>32.3</b>	<b>18.4</b>	<b>108</b>	<b>39</b>	<b>74.1</b>

## Scoring

	Overall Statistics										Conference Statistics									
Player	FG-FGA	FG%	3FG-3FGA	3FG%	FT-FTA	FT%	PTS	PTS/G			FG-FGA	FG%	3FG-3FGA	3FG%	FT-FTA	FT%	PTS	PTS/G		
CLAY, Jr.	113-268	.422	42-135	.311	60-81	.741	328	16.4			93-216	.431	31-106	.292	53-70	.757	270	16.9		
FRANKLIN, Damaria	82-190	.432	29-95	.305	24-35	.686	217	12.8			75-167	.449	27-86	.314	18-27	.667	195	13.0		
DAVIDSON, Keishawn	87-200	.435	27-82	.329	42-45	.933	243	10.6			58-136	.426	18-59	.305	30-32	.938	164	10.3		
GOLDMAN, Shandon	65-146	.445	32-94	.340	13-33	.394	175	7.6			47-98	.480	28-69	.406	12-24	.500	134	8.4		
WHITE JR., Kenny	29-75	.387	5-30	.167	11-22	.500	74	7.4			6-17	.353	2-9	.222	3-4	.750	17	5.7		
HARVELL, Austin	48-119	.403	22-62	.355	13-18	.722	131	5.7			27-73	.370	15-42	.357	11-15	.733	80	5.0		
WILLIAMS, Tujautae	18-45	.400	0-3	.000	11-18	.611	47	4.7			12-30	.400	0-2	.000	9-16	.563	33	4.7		
SYLLA, Amadou	34-72	.472	0-0	.000	12-23	.522	80	4.2			22-42	.524	0-0	.000	7-12	.583	51	4.3		
QUEST, Dane	19-50	.380	3-10	.300	35-52	.673	76	3.5			16-37	.432	3-10	.300	24-37	.649	59	3.9		
HOPKINS, Marcus	22-34	.647	0-0	.000	10-18	.556	54	3.4			13-22	.591	0-0	.000	8-14	.571	34	2.8		
GETTELFINGER, CJ	12-26	.462	3-9	.333	7-12	.583	34	2.1			7-19	.368	3-9	.333	5-10	.500	22	1.7		
PETER, Taelon	4-14	.286	2-10	.200	0-0	.000	10	1.7			1-3	.333	1-3	.333	0-0	.000	3	3.0		
SMITH, Maverick	7-23	.304	5-18	.278	2-2	1.000	21	1.4			4-12	.333	3-11	.273	2-2	1.000	13	1.4		
STAYTON, Jalen	1-10	.100	1-8	.125	0-0	.000	3	0.3			0-2	.000	0-1	.000	0-0	.000	0	0.0		
THOMPSON, Jamaal	0-0	.000	0-0	.000	0-0	.000	0	0.0			0-0	.000	0-0	.000	0-0	.000	0	0.0		
<b>Totals</b>	<b>541-1272</b>	<b>.425</b>	<b>171-556</b>	<b>.308</b>	<b>240-359</b>	<b>.669</b>	<b>1493</b>	<b>64.9</b>			<b>381-874</b>	<b>.436</b>	<b>131-407</b>	<b>.322</b>	<b>182-263</b>	<b>.692</b>	<b>1075</b>	<b>67.2</b>		
<b>Opponent</b>	<b>655-1367</b>	<b>.479</b>	<b>189-528</b>	<b>.358</b>	<b>258-369</b>	<b>.699</b>	<b>1757</b>	<b>76.4</b>			<b>446-913</b>	<b>.488</b>	<b>140-372</b>	<b>.376</b>	<b>154-220</b>	<b>.700</b>	<b>1186</b>	<b>74.1</b>		

## Totals

	Overall Statistics										Conference Statistics									
Player	O-REB	D-REB	TOTAL	PF	FO	A	TO	A/TO	HI	PTS	O-REB	D-REB	TOTAL	PF	FO	A	TO	A/TO	HI	PTS
CLAY, Jr.	13	45	58	33	0	70	56	1.3	29		13	36	49	27	0	59	43	1.4	29	
FRANKLIN, Damaria	11	67	78	41	0	22	42	0.5	25		11	61	72	35	0	18	39	0.5	25	
DAVIDSON, Keishawn	9	68	77	36	1	103	50	2.1	19		6	41	47	20	0	81	29	2.8	19	
GOLDMAN, Shandon	26	74	100	47	0	35	37	0.9	20		19	50	69	32	0	26	23	1.1	20	
WHITE JR., Kenny	6	28	34	14	0	9	23	0.4	13		1	6	7	2	0	2	3	0.7	12	
HARVELL, Austin	23	67	90	52	2	14	39	0.4	14		15	40	55	28	1	8	27	0.3	14	
WILLIAMS, Tujautae	8	24	32	21	0	6	14	0.4	10		6	17	23	15	0	5	12	0.4	10	
SYLLA, Amadou	38	67	105	39	0	9	22	0.4	13		25	35	60	20	0	7	16	0.4	13	
QUEST, Dane	20	48	68	26	0	23	30	0.8	9		14	32	46	13	0	12	20	0.6	9	
HOPKINS, Marcus	13	18	31	40	1	5	14	0.4	10		8	14	22	29	1	3	9	0.3	10	
GETTELFINGER, CJ	2	18	20	12	0	16	14	1.1	8		1	15	16	8	0	14	9	1.6	8	
PETER, Taelon	0	1	1	4	0	3	4	0.8	3		0	1	1	0	0	1	0	1.0	3	
SMITH, Maverick	2	4	6	3	0	2	5	0.4	5		1	2	3	2	0	1	2	0.5	5	
STAYTON, Jalen	1	3	4	2	0	1	0	1.0	3		0	2	2	2	0	1	0	1.0	0	
THOMPSON, Jamaal	0	0	0	1	0	0	0	0.0	0		0	0	0	1	0	0	0	0.0	0	
<b>Totals</b>	<b>204</b>	<b>568</b>	<b>772</b>	<b>371</b>	<b>4</b>	<b>318</b>	<b>369</b>	<b>0.9</b>	<b>81</b>		<b>142</b>	<b>381</b>	<b>523</b>	<b>234</b>	<b>2</b>	<b>238</b>	<b>244</b>	<b>1.0</b>	<b>81</b>	
<b>Opponent</b>	<b>213</b>	<b>581</b>	<b>794</b>	<b>335</b>	<b>5</b>	<b>409</b>	<b>289</b>	<b>1.4</b>	<b>103</b>		<b>127</b>	<b>390</b>	<b>517</b>	<b>242</b>	<b>3</b>	<b>295</b>	<b>222</b>	<b>1.3</b>	<b>90</b>	

# TENNESSEE TECH BASKETBALL

## TTU INDIVIDUAL HIGHS

<b>POINTS</b>	29	Jr. Clay at Austin Peay (01/21/2021)
	25	Damaria Franklin at Eastern Ill. (01/02/2021)
	23	Jr. Clay vs Eastern Ky. (02/15/2021)
	22	Jr. Clay vs Eastern Ill. (02/13/2021)
	22	Damaria Franklin at Austin Peay (01/21/2021)
	22	Jr. Clay vs Southeast Mo. St. (12/30/2020)
<b>FIELD GOALS MADE</b>	10	Jr. Clay vs Eastern Ky. (02/15/2021)
	10	Damaria Franklin at Eastern Ill. (01/02/2021)
<b>FIELD GOAL ATTEMPTS</b>	19	Jr. Clay vs SIUE (02/11/2021)
	18	Damaria Franklin vs Eastern Ky. (02/15/2021)
<b>FIELD GOAL PERCENTAGE (min 5 made)</b>	.875 (7-8)	Shandon Goldman vs Belmont (01/14/2021)
	.778 (7-9)	Keishawn Davidson vs Tennessee St. (01/16/2021)
<b>3 PT FG MADE</b>	5	Shandon Goldman vs Belmont (01/14/2021)
	4	Shandon Goldman vs Eastern Ill. (02/13/2021)
	4	Jr. Clay vs Eastern Ill. (02/13/2021)
	4	Austin Harvell at UT Martin (02/06/2021)
	4	Shandon Goldman at Murray St. (01/23/2021)
	4	Jr. Clay at Austin Peay (01/21/2021)
	4	Shandon Goldman at Eastern Ky. (01/09/2021)
	4	Damaria Franklin at Eastern Ky. (01/09/2021)
	4	Damaria Franklin at Eastern Ill. (01/02/2021)
<b>3 PT FG ATTEMPTS</b>	11	Damaria Franklin vs Eastern Ky. (02/15/2021)
	10	Shandon Goldman at Murray St. (01/23/2021)
	10	Jr. Clay at Austin Peay (01/21/2021)
<b>3 PT FG PERCENTAGE (min 2 made)</b>	1.000 (3-3)	Keishawn Davidson vs Tennessee St. (01/16/2021)
	1.000 (2-2)	CJ Gettelfinger vs SIUE (02/11/2021)
	1.000 (2-2)	Austin Harvell at Eastern Ky. (01/09/2021)
	1.000 (2-2)	Austin Harvell at Tennessee (12/18/2020)
<b>FREE THROWS MADE</b>	11	Jr. Clay vs Southeast Mo. St. (12/30/2020)
	9	Jr. Clay at Austin Peay (01/21/2021)
<b>FREE THROW ATTEMPTS</b>	14	Jr. Clay vs Southeast Mo. St. (12/30/2020)
	12	Jr. Clay at Austin Peay (01/21/2021)
<b>FREE THROW PERCENTAGE (min 3 made)</b>	1.000 (6-6)	Keishawn Davidson vs Eastern Ill. (02/13/2021)
	1.000 (4-4)	Keishawn Davidson at Southeast Mo. St. (02/04/2021)
	1.000 (4-4)	Jr. Clay vs Morehead St. (01/30/2021)
	1.000 (4-4)	Dane Quest vs Tennessee St. (01/16/2021)
	1.000 (4-4)	Marcus Hopkins vs Tennessee St. (01/16/2021)
	1.000 (4-4)	Jr. Clay vs Belmont (01/14/2021)
	1.000 (4-4)	Keishawn Davidson at Eastern Ky. (01/09/2021)
	1.000 (4-4)	Jr. Clay at Eastern Ill. (01/02/2021)
	1.000 (4-4)	Keishawn Davidson at Eastern Ill. (01/02/2021)
	1.000 (4-4)	Keishawn Davidson at Western Caro. (12/06/2020)
	1.000 (4-4)	Keishawn Davidson vs Chattanooga (11/30/2020)
	1.000 (3-3)	Austin Harvell vs SIUE (02/11/2021)
<b>REBOUNDS</b>	12	Amadou Sylla at Indiana (11/25/2020)
	11	Shandon Goldman vs Eastern Ill. (02/13/2021)
<b>ASSISTS</b>	10	Jr. Clay at Eastern Ky. (01/09/2021)
	10	Jr. Clay vs Jacksonville St. (12/13/2020)
<b>STEALS</b>	4	Damaria Franklin vs Morehead St. (01/30/2021)
	4	Jr. Clay vs Southeast Mo. St. (12/30/2020)
	4	Jr. Clay at Western Caro. (12/06/2020)
<b>BLOCKED SHOTS</b>	3	Amadou Sylla vs Chattanooga (11/30/2020)
	3	Shandon Goldman vs Eastern Ky. (02/15/2021)
	2	Dane Quest vs SIUE (02/11/2021)
	2	Austin Harvell at UT Martin (02/06/2021)
	2	Keishawn Davidson at Morehead St. (01/07/2021)
	2	Amadou Sylla at Morehead St. (01/07/2021)
	2	Shandon Goldman at Eastern Ill. (01/02/2021)
	2	Kenny White Jr. vs Chattanooga (11/30/2020)
<b>TURNOVERS</b>	7	Jr. Clay at Morehead St. (01/07/2021)
	6	Jr. Clay vs Jacksonville St. (12/13/2020)
	6	Keishawn Davidson at Northern Ky. (12/03/2020)
	6	Keishawn Davidson vs Chattanooga (11/30/2020)
	6	Kenny White Jr. at Indiana (11/25/2020)
<b>FOULS</b>	5	Austin Harvell at Austin Peay (01/21/2021)
	5	Marcus Hopkins vs Belmont (01/14/2021)
	5	Austin Harvell at Western Caro. (12/06/2020)
	5	Keishawn Davidson at Northern Ky. (12/03/2020)

## OPPONENT INDIVIDUAL HIGHS

<b>POINTS</b>	29	Tre King at Eastern Ky. (01/09/2021)
	26	Trayce Jackson-Davis at Indiana (11/25/2020)
	24	Terry Taylor at Austin Peay (01/21/2021)
	23	Mason Faulkner at Western Caro. (12/06/2020)
	22	Manny Patterson at Southeast Mo. St. (02/04/2021)
	22	Johni Broome vs Morehead St. (01/30/2021)
	22	Tevin Brown at Murray St. (01/23/2021)
	22	Luke Frampton at Western Ky. (12/22/2020)
<b>FIELD GOALS MADE</b>	13	Tre King at Eastern Ky. (01/09/2021)
	11	Terry Taylor at Austin Peay (01/21/2021)
<b>FIELD GOAL ATTEMPTS</b>	23	Tre King at Eastern Ky. (01/09/2021)
	21	Terry Taylor at Austin Peay (01/21/2021)
<b>FIELD GOAL PERCENTAGE (min 5 made)</b>	1.000 (6-6)	Kashawn Charles at Eastern Ill. (01/02/2021)
	.833 (5-6)	Curt Lewis vs Eastern Ky. (02/15/2021)
	.833 (5-6)	James Baker vs Morehead St. (01/30/2021)
	.833 (5-6)	Josh Anderson at Western Ky. (12/22/2020)
<b>3 PT FG MADE</b>	6	Tevin Brown at Murray St. (01/23/2021)
	6	Luke Frampton at Western Ky. (12/22/2020)
<b>3 PT FG ATTEMPTS</b>	12	Tevin Brown at Murray St. (01/23/2021)
	11	Matt Halvorsen at Western Caro. (12/06/2020)
	11	Travon McCray at Western Caro. (12/06/2020)
<b>3 PT FG PERCENTAGE (min 2 made)</b>	1.000 (4-4)	Kashawn Charles at Eastern Ill. (01/02/2021)
	1.000 (2-2)	Chris Harris at Southeast Mo. St. (02/04/2021)
	1.000 (2-2)	Victor Bailey Jr. at Tennessee (12/18/2020)
<b>FREE THROWS MADE</b>	7	Jordan Love at Southeast Mo. St. (02/04/2021)
	7	Malachi Smith vs Chattanooga (11/30/2020)
	7	Stefan Kenic vs Chattanooga (11/30/2020)
<b>FREE THROW ATTEMPTS</b>	11	Trayce Jackson-Davis at Indiana (11/25/2020)
	9	Zach Freemantle at Xavier (12/02/2020)
	9	Stefan Kenic vs Chattanooga (11/30/2020)
<b>FREE THROW PERCENTAGE (min 3 made)</b>	1.000 (7-7)	Jordan Love at Southeast Mo. St. (02/04/2021)
	1.000 (7-7)	Malachi Smith vs Chattanooga (11/30/2020)
	1.000 (6-6)	Jaron Williams at UT Martin (02/06/2021)
	1.000 (6-6)	Yusuf Mohamed vs Tennessee St. (01/16/2021)
	1.000 (6-6)	Josiah Wallace at Eastern Ill. (01/02/2021)
	1.000 (5-5)	Chris Harris at Southeast Mo. St. (02/04/2021)
	1.000 (5-5)	Nate Johnson at Xavier (12/02/2020)
	1.000 (4-4)	JaCobi Wood vs Belmont (01/14/2021)
	1.000 (4-4)	Marvin Johnson at Eastern Ill. (01/02/2021)
	1.000 (4-4)	Luke Frampton at Western Ky. (12/22/2020)
	1.000 (4-4)	Josh Anderson at Western Ky. (12/22/2020)
	1.000 (4-4)	Kayne Henry vs Jacksonville St. (12/13/2020)
	1.000 (4-4)	Bryson Langdon at Northern Ky. (12/03/2020)
	1.000 (3-3)	KJ Hunt at Morehead St. (01/07/2021)
	1.000 (3-3)	Victor Bailey Jr. at Tennessee (12/18/2020)
	1.000 (3-3)	Sin'Cere McMahon at Western Caro. (12/06/2020)
<b>REBOUNDS</b>	14	Adrian Nelson at Northern Ky. (12/03/2020)
	14	Malachi Smith vs Chattanooga (11/30/2020)
<b>ASSISTS</b>	15	Wendell Green Jr. at Eastern Ky. (01/09/2021)
	10	Marvin Johnson at Eastern Ill. (01/02/2021)
<b>STEALS</b>	7	Grayson Murphy vs Belmont (01/14/2021)
	6	Trevon Faulkner at Northern Ky. (12/03/2020)
<b>BLOCKED SHOTS</b>	3	Xavier Cork at Western Caro. (12/06/2020)
	3	Bryan Griffin at Xavier (12/02/2020)
<b>TURNOVERS</b>	6	Marvin Johnson vs Eastern Ill. (02/13/2021)
	6	Sidney Wilson vs SIUE (02/11/2021)
<b>FOULS</b>	5	KJ Williams at Murray St. (01/23/2021)
	5	Mike Peake at Austin Peay (01/21/2021)
	5	George Dixon at Eastern Ill. (01/02/2021)
	5	Xavier Cork at Western Caro. (12/06/2020)
	5	Zach Freemantle at Xavier (12/02/2020)



# TENNESSEE TECH BASKETBALL

## TTU TEAM HIGHS

POINTS	81	at Eastern Ill. (01/02/2021)
	80	Eastern Ill. (02/13/2021)
	80	at Eastern Ky. (01/09/2021)
	75	at Western Caro. (12/06/2020)
	74	Tennessee St. (01/16/2021)
FIELD GOALS MADE	29	at Western Caro. (12/06/2020)
	28	Eastern Ill. (02/13/2021)
	28	at Eastern Ky. (01/09/2021)
FIELD GOAL ATTEMPTS	65	at Western Caro. (12/06/2020)
	62	SIUE (02/11/2021)
FIELD GOAL PERCENTAGE	.561 (23-41)	at Austin Peay (01/21/2021)
	.528 (28-53)	Eastern Ill. (02/13/2021)
3 PT FG MADE	15	at Eastern Ky. (01/09/2021)
	12	Eastern Ill. (02/13/2021)
	12	at Eastern Ill. (01/02/2021)
3 PT FG ATTEMPTS	31	at Eastern Ky. (01/09/2021)
	29	at Jacksonville St. (12/16/2020)
3 PT FG PERCENTAGE	.484 (15-31)	at Eastern Ky. (01/09/2021)
	.444 (12-27)	Eastern Ill. (02/13/2021)
FREE THROWS MADE	16	Southeast Mo. St. (12/30/2020)
	15	at Murray St. (01/23/2021)
	15	at Austin Peay (01/21/2021)
	15	at Eastern Ill. (01/02/2021)
FREE THROW ATTEMPTS	25	Southeast Mo. St. (12/30/2020)
	23	Eastern Ky. (02/15/2021)
	23	at Eastern Ill. (01/02/2021)
	23	at Northern Ky. (12/03/2020)
FREE THROW PERCENTAGE	1.000 (6-6)	Morehead St. (01/30/2021)
	.889 (8-9)	at Jacksonville St. (12/16/2020)
REBOUNDS	41	at Murray St. (01/23/2021)
	41	Tennessee St. (01/16/2021)
	41	at Western Caro. (12/06/2020)
	41	Chattanooga (11/30/2020)
ASSISTS	25	Eastern Ill. (02/13/2021)
	20	at Eastern Ky. (01/09/2021)
	20	Jacksonville St. (12/13/2020)
STEALS	14	Eastern Ky. (02/15/2021)
	12	Southeast Mo. St. (12/30/2020)
BLOCKED SHOTS	8	Chattanooga (11/30/2020)
	4	Eastern Ky. (02/15/2021)
	4	at Morehead St. (01/07/2021)
	4	Southeast Mo. St. (12/30/2020)
TURNOVERS	20	Tennessee St. (01/16/2021)
	20	at Northern Ky. (12/03/2020)
	20	Chattanooga (11/30/2020)
	20	at Indiana (11/25/2020)
FOULS	24	at Western Caro. (12/06/2020)
	24	at Northern Ky. (12/03/2020)

## OPPONENT TEAM HIGHS

POINTS	103	at Tennessee (12/18/2020)
	90	at Eastern Ky. (01/09/2021)
	89	at Indiana (11/25/2020)
	88	Belmont (01/14/2021)
	88	at Western Ky. (12/22/2020)
FIELD GOALS MADE	42	at Tennessee (12/18/2020)
	37	at Indiana (11/25/2020)
FIELD GOAL ATTEMPTS	74	at Eastern Ky. (01/09/2021)
	72	at Tennessee (12/18/2020)
FIELD GOAL PERCENTAGE	.585 (31-53)	SIUE (02/11/2021)
	.583 (42-72)	at Tennessee (12/18/2020)
3 PT FG MADE	16	at Eastern Ky. (01/09/2021)
	12	Eastern Ky. (02/15/2021)
	12	SIUE (02/11/2021)
	12	Belmont (01/14/2021)
3 PT FG ATTEMPTS	37	at Eastern Ky. (01/09/2021)
	32	at Murray St. (01/23/2021)
	32	Belmont (01/14/2021)
3 PT FG PERCENTAGE	.600 (12-20)	SIUE (02/11/2021)
	.522 (12-23)	Eastern Ky. (02/15/2021)
FREE THROWS MADE	19	at Western Ky. (12/22/2020)
	19	Chattanooga (11/30/2020)
FREE THROW ATTEMPTS	27	at Northern Ky. (12/03/2020)
	25	at Eastern Ill. (01/02/2021)
FREE THROW PERCENTAGE	.947 (18-19)	at Southeast Mo. St. (02/04/2021)
	.864 (19-22)	at Western Ky. (12/22/2020)
	.864 (19-22)	Chattanooga (11/30/2020)
REBOUNDS	45	at Tennessee (12/18/2020)
	41	at Western Ky. (12/22/2020)
ASSISTS	28	at Tennessee (12/18/2020)
	26	Eastern Ky. (02/15/2021)
	26	at Eastern Ky. (01/09/2021)
STEALS	13	Chattanooga (11/30/2020)
	12	Belmont (01/14/2021)
	12	at Jacksonville St. (12/16/2020)
BLOCKED SHOTS	10	at Xavier (12/02/2020)
	8	at Tennessee (12/18/2020)
TURNOVERS	20	Morehead St. (01/30/2021)
	19	Southeast Mo. St. (12/30/2020)
FOULS	23	at Austin Peay (01/21/2021)
	19	at Eastern Ill. (01/02/2021)
	19	Southeast Mo. St. (12/30/2020)
	19	at Northern Ky. (12/03/2020)

## TTU TEAM LOWS

POINTS	48	at Xavier (12/02/2020)
	49	at Tennessee (12/18/2020)
	50	at Jacksonville St. (12/16/2020)
	54	at Morehead St. (01/07/2021)
	54	Chattanooga (11/30/2020)
FIELD GOALS MADE	18	at Tennessee (12/18/2020)
	18	at Jacksonville St. (12/16/2020)
FIELD GOAL ATTEMPTS	41	at Austin Peay (01/21/2021)
	48	at Northern Ky. (12/03/2020)
FIELD GOAL PERCENTAGE	.310 (18-58)	at Tennessee (12/18/2020)
	.317 (19-60)	at Xavier (12/02/2020)
3 PT FG MADE	3	Chattanooga (11/30/2020)
	4	at Xavier (12/02/2020)
3 PT FG ATTEMPTS	15	Chattanooga (11/30/2020)
	16	at Xavier (12/02/2020)
3 PT FG PERCENTAGE	.179 (5-28)	Morehead St. (01/30/2021)
	.200 (5-25)	at Indiana (11/25/2020)
	.200 (3-15)	Chattanooga (11/30/2020)
FREE THROWS MADE	4	SIUE (02/11/2021)
	6	Morehead St. (01/30/2021)
	6	at Tennessee (12/18/2020)
	6	at Xavier (12/02/2020)
FREE THROW ATTEMPTS	6	Morehead St. (01/30/2021)
	7	SIUE (02/11/2021)
FREE THROW PERCENTAGE	.467 (7-15)	Chattanooga (11/30/2020)
	.478 (11-23)	at Northern Ky. (12/03/2020)
REBOUNDS	25	at Eastern Ill. (01/02/2021)
	26	at Tennessee (12/18/2020)
ASSISTS	8	at Austin Peay (01/21/2021)
	8	at Morehead St. (01/07/2021)
STEALS	3	at Murray St. (01/23/2021)
	3	at Tennessee (12/18/2020)
	3	Chattanooga (11/30/2020)
	3	at Indiana (11/25/2020)
BLOCKED SHOTS	0	at Eastern Ky. (01/09/2021)
	1	Eastern Ill. (02/13/2021)
	1	at Austin Peay (01/21/2021)
	1	Belmont (01/14/2021)
	1	at Jacksonville St. (12/16/2020)
	1	at Northern Ky. (12/03/2020)
	1	at Xavier (12/02/2020)
TURNOVERS	9	at Murray St. (01/23/2021)
	11	Eastern Ill. (02/13/2021)
FOULS	10	SIUE (02/11/2021)
	11	Eastern Ill. (02/13/2021)
	11	at Jacksonville St. (12/16/2020)

## OPPONENT TEAM LOWS

POINTS	57	at Morehead St. (01/07/2021)
	62	Chattanooga (11/30/2020)
	63	Southeast Mo. St. (12/30/2020)
	66	at UT Martin (02/06/2021)
	67	Eastern Ill. (02/13/2021)
FIELD GOALS MADE	20	at Morehead St. (01/07/2021)
	20	Chattanooga (11/30/2020)
FIELD GOAL ATTEMPTS	45	at Southeast Mo. St. (02/04/2021)
	50	Jacksonville St. (12/13/2020)
FIELD GOAL PERCENTAGE	.308 (20-65)	Chattanooga (11/30/2020)
	.377 (20-53)	at Morehead St. (01/07/2021)
3 PT FG MADE	3	Chattanooga (11/30/2020)
	4	Tennessee St. (01/16/2021)
3 PT FG ATTEMPTS	14	at Eastern Ill. (01/02/2021)
	15	at Southeast Mo. St. (02/04/2021)
	15	at Xavier (12/02/2020)
3 PT FG PERCENTAGE	.143 (3-21)	Chattanooga (11/30/2020)
	.211 (4-19)	Tennessee St. (01/16/2021)
FREE THROWS MADE	0	Eastern Ill. (02/13/2021)
	2	at Austin Peay (01/21/2021)
FREE THROW ATTEMPTS	2	Eastern Ill. (02/13/2021)
	5	at Austin Peay (01/21/2021)
FREE THROW PERCENTAGE	.000 (0-2)	Eastern Ill. (02/13/2021)
	.400 (2-5)	at Austin Peay (01/21/2021)
REBOUNDS	25	at Southeast Mo. St. (02/04/2021)
	26	Eastern Ill. (02/13/2021)
	26	Tennessee St. (01/16/2021)
ASSISTS	4	Chattanooga (11/30/2020)
	8	at Morehead St. (01/07/2021)
STEALS	2	at Murray St. (01/23/2021)
	4	Jacksonville St. (12/13/2020)
BLOCKED SHOTS	0	Tennessee St. (01/16/2021)
	0	Belmont (01/14/2021)
	0	at Northern Ky. (12/03/2020)
TURNOVERS	7	at Murray St. (01/23/2021)
	7	at Tennessee (12/18/2020)
FOULS	8	Morehead St. (01/30/2021)
	9	SIUE (02/11/2021)



# TENNESSEE TECH BASKETBALL

GAME  
1

TENNESSEE TECH  
INDIANA

59  
89

Nov. 23, 2020 at Bloomington, Ind. - Simon Skjodt Assembly Hall

Tennessee Tech - 59													Record: 0-1				
NO. Name	Min	FG M-A	3P M-A	FT M-A	Rebounds OR DR TOT	Fouls PF FD	TP	AS	TO	ST	Blocks BS BA	+/-					
13 Kenny White Jr.	31:40	5-10	1-5	2-4	0 3 3	2 4	13	1	6	1	0 0	-19					
33 Shandon Goldman	F 29:58	3-11	1-7	0-0	2 4 6	3 2	7	0	2	0	0 1	-37					
5 Marcus Hopkins	C 10:32	1-1	0-0	2-2	1 0 1	4 1	4	0	1	0	0 0	-10					
1 Maverick Smith	G 17:52	0-4	0-2	0-0	0 0 0	0 0	0	1	0	0	0 0	-25					
3 Keishawn Davidson	G 35:56	7-14	1-2	2-3	1 3 4	2 2	17	3	3	1	1 2	-33					
11 Dane Quest	15:06	0-1	0-0	0-0	0 3 3	1 0	0	1	1	0	0 0	0					
12 Amadou Sylla	22:55	2-3	0-0	2-2	3 9 12	3 1	6	2	0	1	1 0	-5					
23 Austin Harvell	19:58	4-8	2-6	0-0	2 2 2	2 0	10	0	1	0	0 1	-19					
2 Taelon Peter	14:49	1-5	0-3	0-0	0 0 0	0 1	2	1	3	0	0 0	-4					
52 Jamaal Thompson	01:14	0-0	0-0	0-0	0 0 0	0 0	0	0	0	0	0 0	2					
Team					1 1 2		0		3								
Totals	23:57	5-25	8-11	8 25 33	17 11	59	9	20	3	2	4	-30					
													Shooting By Period				
													1st	FG%	8-30	26.7%	
														3PT%	1-4	7.1%	
														FT%	2	22	100%
													2nd	FG%	15-27	55.6%	
														3PT%	4-11	36.4%	
														FT%	6-9	66.7%	
													GM FG%	23-57	40.4%		
														3PT%	5-25	20.0%	
														FT%	8-11	72.7%	
													Dead Ball Rebounds: 33				

Shooting By Period		
1st FG%	8-30	26.7%
3PT%	1-4	25.0%
FT%	2-2	100%
2nd FG%	15-27	55.6%
3PT%	4-11	36.4%
FT%	6-9	66.7%
GM FG%	23-57	40.4%
3PT%	5-25	20.0%
FT%	8-11	72.7%

Dead Ball Rebounds: 3, 0

Indiana - 89													Record: 1-0		
NO. Name	Min	FG M-A	3P M-A	FT M-A	Rebounds OR DR TOT	Fouls PF FD	TP	AS	TO	ST	Blocks BS BA	+/-			
23 Trayce Jackson-Davis	29:50	10-16	0-0	6-11	7 4 11	2 8	26	3	2	0	1 0	29			
25 Race Thompson	16:10	2-4	0-0	1-4	2 1 3	3 2	5	1	1	2	1 0	1			
1 Aljami Durham	27:34	4-9	1-5	0-2	0 6 6	0 2	9	4	2	1	0 0	30			
2 Armaan Franklin	22:25	3-4	0-1	2-2	0 2 2	1 1	8	2	1	1	0 0	20			
10 Rob Phinisee	24:25	5-8	2-3	0-0	0 5 5	1 1	12	2	0	0	0 1	28			
21 Jerome Hunter	20:37	4-6	1-2	0-0	0 1 1	0 0	9	3	0	2	0 0	24			
32 Trey Galloway	18:45	6-9	0-2	1-1	0 2 2	3 2	13	2	0	0	0 1	-2			
4 Khristian Lander	15:35	2-5	1-4	0-0	0 0 0	0 0	5	2	0	1	0 0	2			
22 Jordan Geronimo	11:05	1-2	0-0	0-2	0 1 1	1 1	2	0	2	1	2 0	5			
3 Anthony Leal	11:16	0-2	0-2	0-0	0 1 1	0 0	0	3	0	1	0 0	12			
14 Nathan Childress	02:18	0-0	0-0	0-0	0 0 0	0 0	0	0	0	0	0 1	1			
Team					1 3 4		0		0						
Totals		37:65	5-19	10-22	10 26 36	11 17	89	22	8	9	4 2	30			
													Shooting By Period		
													1st FG	21-35	60.0%
													3PT%	3-9	33.3%
													FT	3-9	33.3%
													2nd FG	16-30	53.3%
													3PT%	2-10	20.0%
													FT	7-13	53.8%
													GM FG	37-65	56.9%
													3PT%	5-19	26.3%
													FT	10-22	45.5%
													Dead Ball Rebounds: 5.0		

Shooting By Period		
1st FG%	21-35	60.0%
3PT%	3-9	33.3%
FT%	3-9	33.3%
2nd FG%	16-30	53.3%
3PT%	2-10	20.0%
FT%	7-13	53.8%
GM FG%	37-65	56.9%
3PT%	5-19	26.3%
FT%	10-22	45.5%

Dead Ball Rebounds: 5, 0

		TTU	IND
Biggest lead	1 (1st 13:30)	39 (2nd 16:32)	
Best Scoring Run	9 (2nd 13:21)	20 (1st 3:59)	
Lead Changes	2		
Times Tied	2		
Time with Lead	00:16	38:50	

		Points from	TTU	IND	Period by Period Scoring		
		Turnovers	9	31	1st	2nd	TOT
		Paint	28	58			
		Second Chance	9	10			
		Fast Breaks	4	19			
		Bench	18	29			

GAME  
2

CHATTANOOGA  
TENNESSEE TECH

62  
54

Nov. 30, 2020 at Cookeville, Tenn. - Eblen Center

Chattanooga - 62													Record: 2-0		
NO.	Name	Min	FG M-A	3P M-A	FT M-A	Rebounds OR DR TOT	Fouls PF FD	TP	AS	TO	ST	Blocks BS BA	+/-		
21	Josh Ayeni	F 15:37	1-5	0-0	2-2	3 1 4	2 1	4	0	1	0	0	-8		
33	Stefan Kenic	F 33:03	2-11	0-4	7-9	1 6 7	2 5	11	0	0	1	1 3	5		
0	A.J. Caldwell	GM 12:37	1-3	1-1	0-0	0 2 2	0 1	3	0	0	1	0	2		
3	David Jean-Baptiste	GM 37:18	5-19	1-9	1-2	1 4 5	3 4	12	2	3	4	0	7		
13	Malachi Smith	GM 38:57	4-11	0-2	7-7	1 13 14	1 5	15	2	2	5	0	10		
11	Mark Tikhonenko	GM 10:57	0-3	0-2	0-0	0 1 1	2 1	0	0	2	0	0	6		
2	Jamaal Walker	GM 26:47	2-4	1-2	2-2	1 0 1	3 1	7	0	0	0	0	16		
23	Trey Doomes	GM 19:14	4-8	0-1	0-0	1 1 2	1 0	8	0	2	1	0	2		
25	Jaden Frazier	GM 05:30	1-1	0-0	0-0	1 0 1	1 0	2	0	0	1	1	-2		
Team						3	0	3	0	0	0				
Totals			20:65	3-21	19-22	12 28 40	16 18	62	4	10	13	2 8	8		

Shooting By Period		
1 <sup>st</sup>	FG%	8-14 23.5%
2 <sup>nd</sup>	FG%	3PT% 2-4 14.3%
3 <sup>rd</sup>	FG%	FT% 6-7 85.7%
4 <sup>th</sup>	FG%	12-31 38.7%
5 <sup>th</sup>	FG%	3PT% 1-7 14.3%
6 <sup>th</sup>	FG%	FT% 17-19 89.5%
GM FG%		
1 <sup>st</sup>	FG%	20-45 30.8%
2 <sup>nd</sup>	FG%	3PT% 3-21 14.3%
3 <sup>rd</sup>	FG%	FT% 19-22 86.4%
Dead Ball Rebounds: 1-0		

Technical Fouls:Coach 2 <sup>nd</sup> 4:57												
--	--	--	--	--	--	--	--	--	--	--	--	--

Shooting By Period		
1st FG%	8-34	23.5%
3PT%	2-14	14.3%
FT%	6-7	85.7%
2nd FG%	12-31	38.7%
3PT%	1-7	14.3%
FT%	13-15	86.7%
GM FG%	20-65	30.8%
3PT%	3-21	14.3%
FT%	19-22	86.4%

Dead Ball Rebounds: 1, 0

Tennessee Tech - 54													Record: 0-2		
NO.	Name	Min	FG M-A	3P M-A	FT M-A	Rebounds OR DR TOT	Fouls PF FD	TP	AS	TO	ST	Blocks BS BA	+/-		
13	Kenny White Jr.	26:52	3-9	1-4	0-2	0 2 2	2 1	7	0	4	1	2 0	-16		
23	Austin Harvell	26:40	4-9	0-2	0-0	1 3 4	4 1	8	2	1	1	0 1	-7		
33	Shandon Goldman	25:21	5-12	1-5	0-2	1 6 7	1 1	11	1	3	0	1 1	-8		
1	Maverick Smith	14:18	0-0	0-0	0-0	0 1 1	0 0	0	0	1	0	0 0	0		
3	Keishawn Davidson	36:10	4-10	0-3	4-4	0 10 10	2 5	12	6	6	0	1 0	-4		
12	Amadou Sylla	15:14	2-4	0-0	0-0	0 3 3	3 0	4	0	1	1	3 1	-6		
11	Dane Quest	31:59	1-5	0-0	3-5	1 7 8	3 4	5	1	1	0	0 0	-4		
2	Taelon Peter	11:33	1-1	1-1	0-0	0 0 0	1 0	3	0	1	0	0 0	-5		
5	Marcus Hopkins	11:53	2-2	0-0	0-2	2 2 4	2 3	4	1	2	0	0 0	4		
Team						1 1 2	0								
Totals						22:52	3-15	7-15	6 35 41	18 15	54	11 20	3 8 2	-8	

Shooting By Period		
1st	FG%	11-25 42.3%
	3PT%	3-8 37.5%
	FT%	2-4 50%
2nd	FG%	11-25 42.3%
	3PT%	2-7 28.6%
	FT%	5-11 45.5%
3rd	FG%	22-52 42.3%
	3PT%	3-10 30%
	FT%	7-15 46.7%
Dead Ball Rebounds: 4, 0		

Shooting By Period		
1st FG%	11-26	42.3%
3PT%	1-8	12.5%
FT%	2-4	50%
2nd FG%	11-26	42.3%
3PT%	2-7	28.6%
FT%	5-11	45.5%
GM FG%	22-52	42.3%
3PT%	3-15	20.0%
FT%	7-15	46.7%

Dead Ball Rebounds: 4, 0

		UTC	Tech	Points from		UTC	Tech	Period by Period Scoring		
		10 (2nd 0:16)	4 (2nd 18:34)	Turnovers	16	9		1st	2nd	TOT
		14 (2nd 0:16)	9 (2nd 7:48)	Paint	28	34				
		11		Second Chance	11	7				
		6		Fast Breaks	5	13				
		25:48	09:39	Bench	17	16				

GAME  
3

TENNESSEE TECH  
XAVIER

48  
79

Dec. 2, 2020 at Cincinnati, Ohio - Cintas Center

Tennessee Tech - 48													Record: 0-3						
NO. Name	Min	FG		3P	FT	Rebounds		Fouls		TP	AS	TO	Blocks		+/-	Shooting By Period			
		M	A	M	A	OR	DR	TOT	PF	FD	TS	BS	BA						
13 Kenny White Jr.	33:17	6-13	0-2	0-1	1-2	2	2	4	3	2	13	2	4	0	1	-28	1st FG	37.2%	26.9%
23 Austin Harvell	29:16	2-9	0-1	1-2	3	6	9	3	3	5	2	1	1	1	3	-12	2nd FG	5.8%	62.5%
33 Shandon Goldman	15:13	3-6	1-3	0-0	0	4	4	3	0	7	1	3	0	0	0	-8	3rd FG	12.34%	35.3%
1 Maverick Smith	10:12	1-3	0-0	0-0	0	0	0	1	0	3	0	1	0	0	0	-11	3PT%	2.8%	25.0%
3 Keishawn Davidson	G 33:35	3-9	2-3	0-0	1	3	4	1	2	8	2	4	1	0	1	-31	3PT%	1-1	100%
11 Dane Quest	31:51	1-4	0-0	2-2	3	1	4	0	2	4	3	2	0	0	2	-22	GM FG%	19.0	31.7%
2 Taelon Peter	11:16	0-4	0-3	0-0	0	0	0	0	1	0	0	0	0	1	0	-11	GM FG%	4.16	25.0%
12 Amadou Sylla	17:36	1-7	0-0	2-4	2	3	5	3	2	4	0	0	1	0	2	-24	3PT%	6-9	66.7%
5 Marcus Hopkins	14:36	2-4	0-0	0-0	1	2	3	2	0	4	0	1	0	0	0	-4	Dead Ball Rebounds: 1.0		
15 Jalen Stayton	03:08	0-1	0-1	0-0	0	0	0	0	0	0	0	0	1	0	0	-4			
Team						3	0	3		0		0							
Totals		19-60	4-16	6-9	15	21	36	17	11	48	10	16	4	1	10	-31			

Shooting By Period		
1st FG%	7-26	26.9%
3PT%	2-8	25.0%
FT%	5-8	62.5%
2nd FG%	12-34	35.3%
3PT%	2-8	25.0%
FT%	1-1	100%
GM FG%	19-60	31.7%
3PT%	4-16	25.0%
FT%	6-9	66.7%

Dead Ball Rebounds: 1, 0

Xavier - 79													Record: 5-0		
NO. Name	Min	FG		3P	FT	Rebounds		Fouls		TP	AS	TO	Blocks		+/-
		M	A			M	A	OR	DR				PF	FF	
25 Jason Carter	24:00	3-7	0-1	2-2	4	8	12	1	2	8	2	1	1	1	23
32 Zach Freemantle	22:23	5-10	0-2	4-9	1	5	6	5	5	14	0	2	2	0	8
1 Paul Scruggs	29:23	5-9	2-3	2-2	0	4	4	2	3	14	9	1	2	0	21
10 Nate Johnson	33:28	4-7	3-5	5-5	0	2	2	0	5	16	1	0	2	0	15
11 Dwon Odom	30:17	2-6	0-0	0-0	0	3	3	0	4	5	1	2	0	0	37
24 KyKy Tandy	27:57	4-9	2-4	0-0	0	0	0	1	0	10	1	1	1	0	125
13 Bryan Griffin	23:29	4-6	0-0	1-2	3	5	8	1	2	9	1	0	0	3	17
22 Dierotte Miles	09:03	2-2	0-0	0-0	1	0	1	1	0	4	0	2	0	0	9
Team					0	0	0	0	0	19	8	10	10	1	31
Totals	29:56	7-15	14:20	9	27	36	11	17	79	19	8	10	10	1	31
Shooting By Period															
1ST FG% 13-28 46.4%															
3PT% 4-8 50.0%															
FT% 5-8 62.5%															
2ND FG% 16-28 57.1%															
3PT% 3-7 42.9%															
FT% 9-12 75%															
GM FG% 29-56 51.8%															
3PT% 7-15 46.7%															
FT% 14-20 70.0%															
Dead Ball Rebounds: 33															
Unrecorded Fouls: 10															

# TENNESSEE TECH BASKETBALL

GAME  
5

## TENNESSEE TECH WESTERN CAROLINA

75  
76

Dec. 6, 2020 at Cullowhee, N.C. - Ramsey Center - OVERTIME

Tennessee Tech - 75

Record: 9-5

NO. Name	Min	FG	3P	FT	Rebounds	Fouls	TP	AS	TO	ST	Blocks	+/-
		M-A	M-A	M-A	OR DR TOT	PF FD					BS BA	
13 Kenny White Jr.	F 21:12	2-4	0-2	1-1	2 6 8	2 1	5	1	3	0	0	-6
23 Austin Harvell	F 22:20	2-6	1-3	0-0	0 4 4	5 2	5	0	4	2	0	-6
3 Shandon Goldman	F 21:58	1-7	1-5	0-2	1 6 7	3 1	3	3	2	0	1	-4
3 Keishawn Davidson	G 37:07	6-11	2-5	4-4	1 2 3	1 2	18	1	0	1	0	6
4 Jr. Clay	G 34:19	8-16	3-7	1-3	0 2 2	0 2	20	4	4	4	1	5
12 Amadou Sylla	18:12	3-5	0-0	0-1	1 4 5	3 1	6	0	1	1	0	0
22 Tujautae Williams	20:25	2-5	0-0	2-2	2 4 6	4 1	6	1	1	1	0	-10
11 Dane Quest	18:52	1-2	0-0	0-0	1 1 2	3 0	2	2	2	0	0	6
10 C.J. Gettelfinger	24:07	3-3	0-0	2-2	1 0 1	2 1	8	1	1	0	1	4
15 Jalen Stayton	04:43	0-5	0-4	0-0	1 1 2	0 0	0	0	0	0	1	5
2 Taelon Peter	01:45	1-1	0-0	0-0	0 0 0	1 0	2	0	0	0	0	-5
Team					0 1 1		0	1				
Totals		29-65	7-26	10-15	10 31 41	24 11	75	13	19	9	2	3

Shooting By Period	1st	2nd	3rd	4th	OT
FG%	12.29	41.4%			
3PT%	4-12	33.3%			
FT%	1-4	25%			
2nd FG%	15-31	48.4%			
3PT%	3-11	27.3%			
FT%	7-7	100%			
OT FG%	2-5	40.0%			
3PT%	0-3	0.0%			
FT%	2-4	50%			
GM FG%	29-65	44.6%			
3PT%	7-26	26.9%			
FT%	10-15	66.7%			

Dead Ball Rebounds: 3.1

Technical Fouls: NONE

Western Caro. - 76

Record: 5-1

NO. Name	Min	FG	3P	FT	Rebounds	Fouls	TP	AS	TO	ST	Blocks	+/-
		M-A	M-A	M-A	OR DR TOT	PF FD					BS BA	
13 Xavier Cork	F 20:18	6-10	0-0	2-3	1 1 2	5 4	14	2	3	0	3	-5
1 Travion McCray	G 36:44	4-14	3-11	1-2	0 3 3	0 1	12	1	2	2	0	1
2 Matt Halvorsen	G 42:15	3-12	3-11	0-0	0 4 4	2 3	9	2	1	0	0	2
4 Tyler Harris	G 38:37	3-9	0-1	0-0	2 8 10	0 1	6	0	4	1	0	-8
11 Mason Faulkner	G 41:33	7-13	4-6	5-7	5 4 9	2 7	23	6	5	1	0	4
25 Ahmir Langlais	24:35	3-6	0-0	3-7	1 5 6	1 5	9	0	2	0	1	3
0 SirCee McMahon	14:35	0-2	0-1	3-3	0 0 0	0 2	3	1	0	0	1	-1
5 Josh Massey	06:23	0-1	0-1	0-0	0 1 1	1 1	0	1	0	0	0	9
Team					4 1 5		0	0				
Totals		26-67	10-31	14-22	13 27 40	11 24	76	13	17	5	3	2

Shooting By Period	1st	2nd	3rd	4th	OT
FG%	10-35	28.6%			
3PT%	3-15	20.0%			
FT%	6-8	75%			
2nd FG%	14-24	58.3%			
3PT%	1-2	50.0%			
FT%	6-10	60%			
OT FG%	2-8	25.0%			
3PT%	1-4	25.0%			
FT%	2-4	50%			
GM FG%	26-67	38.8%			
3PT%	10-31	32.3%			
FT%	14-22	63.6%			

Dead Ball Rebounds: 4.1

Technical Fouls: NONE

	TTU	WCU
Biggest lead	11 (1 <sup>st</sup> 8:04)	7 (2 <sup>nd</sup> 16:16)
Best Scoring Run	6 (1 <sup>st</sup> 8:45)	10 (1 <sup>st</sup> 3:54)
Lead Changes	5	
Times Tied	8	
Time with Lead	20:20	17:29

GAME  
6

## JACKSONVILLE STATE TENNESSEE TECH

73  
67

Dec. 13, 2020 at Cookeville, Tenn. - Eblen Center

Jacksonville State - 73

Record: 4-2 (1-0)

NO. Name	Min	FG	3P	FT	Rebounds	Fouls	TP	AS	TO	ST	Blocks	+/-
		M-A	M-A	M-A	OR DR TOT	PF FD					BS BA	
11 Kayne Henry	F 28:59	3-7	1-4	4-4	2 4 6	2 2	11	4	1	1	2	1
50 Brandon Huffman	C 17:09	7-9	0-0	2-2	2 3 5	1 1	16	0	0	0	0	-2
0 Jalen Finch	G 38:07	1-4	0-1	5-6	0 4 4	1 5	7	7	4	2	0	0
13 Jay Pal	G 19:01	0-2	0-2	2-2	0 3 3	2 1	2	2	0	0	1	0
23 Darian Adams	G 36:49	6-13	4-9	2-5	2 2 4	2 3	18	6	4	0	0	2
5 Amanze Ngumzezi	18:12	2-4	0-0	2-4	0 3 3	4 2	6	0	1	0	1	1
10 Juwan Perdue	11:30	3-3	0-0	1-1	1 1 2	0 2	7	0	1	1	0	2
1 Demaree King	21:20	1-5	1-5	0-0	0 2 2	2 1	3	1	1	0	0	-5
24 Martin Roub	08:22	1-3	1-3	0-0	1 0 1	1 1	3	0	0	0	0	3
25 Khalil Johnson	00:31	0-0	0-0	0-0	0 0 0	0 0	0	0	0	0	0	3
Team					0 2 2		0	2				
Totals		24-50	7-24	18-24	8 24 32	15 18	73	20	14	4	5	3

Shooting By Period	1st	2nd	3rd	4th	OT
FG%	13-28	46.4%			
3PT%	4-14	28.6%			
FT%	3-7	42.9%			
2nd FG%	11-22	50.0%			
3PT%	3-10	30.0%			
FT%	15-17	88.2%			
GM FG%	24-50	48.0%			
3PT%	7-24	29.2%			
FT%	18-24	75.0%			

Dead Ball Rebounds: 4.0

Technical Fouls: NONE

Tennessee Tech - 67

Record: 0-6 (0-1)

NO. Name	Min	FG	3P	FT	Rebounds	Fouls	TP	AS	TO	ST	Blocks	+/-
		M-A	M-A	M-A	OR DR TOT	PF FD					BS BA	
23 Austin Harvell	F 10:27	0-1	0-1	0-0	1 0 1	0 0	0	0	2	0	0	-15
33 Shandon Goldman	F 23:38	2-3	0-1	0-0	2 2 4	1 2	4	1	1	1	0	-14
0 Damaria Franklin	G 30:45	9-16	2-7	1-2	0 4 4	3 2	21	2	0	2	1	-12
3 Keishawn Davidson	G 30:57	2-5	1-3	2-2	0 1 1	2 2	7	6	1	1	0	-13
4 Jr. Clay	G 32:25	6-12	3-6	5-6	1 1 2	2 4	20	10	6	1	0	3
12 Amadou Sylla	14:29	3-6	0-0	2-2	3 3 6	2 1	8	0	1	1	0	8
13 Kenny White Jr.	15:02	1-5	0-1	1-2	1 1 2	1 1	3	0	0	0	1	3
22 Tujautae Williams	17:10	1-7	0-0	0-0	1 5 6	4 1	2	0	1	1	0	2
11 Dane Quest	19:28	1-1	0-0	0-1	0 1 1	1 1	2	0	1	1	1	7
10 C.J. Gettelfinger	04:17	0-0	0-0	0-0	0 0 0	0 0	1	0	1	0	0	-5
15 Jalen Stayton	01:22	0-0	0-0	0-0	0 0 0	0 0	0	0	0	0	0	3
Team					1 2 3		0	0	0			
Totals		25-56	6-19	11-15	10 20 30	18 15	67	20	13	8	3	5

Shooting By Period	1st	2nd	3rd	4th	OT
FG%	12-28	42.9%			
3PT%	3-10	30.0%			
FT%	0-1	0%			
2nd FG%	13-28	46.4%			
3PT%	3-9	33.3%			
FT%	11-14	78.6%			
GM FG%	25-56	44.6%			
3PT%	6-19	31.6%			
FT%	11-15	73.3%			

Dead Ball Rebounds: 1.0

Technical Fouls: NONE

	Jax St	Tech
Biggest lead	15 (2 <sup>nd</sup> 16:14)	0 (1 <sup>st</sup> 20:00)
Best Scoring Run	10 (2 <sup>nd</sup> 16:14)	8 (1 <sup>st</sup> 1:46)
Lead Changes	0	
Times Tied	0	
Time with Lead	39:45	00:00

Points from Turnovers	Jax St	Tech
1st	14	13
2nd	30	34
3rd	8	3
4th	6	11
5th	19	15

GAME  
7

## TENNESSEE TECH JACKSONVILLE STATE

50  
74

Dec. 16, 2020 at Jacksonville, Ala. - Pete Mathews Coliseum

Tennessee Tech - 50

Record: 0-7 (0-2)

NO. Name	Min	FG	3P	FT	Rebounds	Fouls	TP	AS	TO	ST	Blocks	+/-
		M-A	M-A	M-A	OR DR TOT	PF FD					BS BA	
23 Austin Harvell	F 19:33	1-9	1-5	0-0	0 3 3	0 1	3	1	1	2	1	0
33 Shandon Goldman	F 15:38	0-2	0-0	0-0	3 1 4	0 0	0	2	1	1	0	-18
0 Damaria Franklin	G 20:28	2-7	0-3	0-0	1 1 2	3 0	4	0	4	0	1	-30
3 Keishawn Davidson	G 20:10	2-3	0-1	0-0	0 1 1	0 0	4	0	1	1	0	-32
4 Jr. Clay	G 19:57	1-9	1-6	2-2	0 2 2	1 3	5	0	2	3	0	-19
12 Amadou Sylla	G 13:14	2-2	0-0	0-0	0 3 3	2 1	4	0	1	0	0	-20
22 Tujautae Williams	20:46	3-4	0-1	4-5	0 3 3	1 4	10	0	3	1	0	-11
10 C.J. Gettelfinger	12:35	1-4	0-1	0-0	0 2 2	3 0	2	2	2	1	0	-12
11 Maverick Smith	07:10	1-1	1-1	0-0	0 0 0	0 0	3	0	0	0	0	11
13 Kenny White Jr.	21:35	4-8	2-5	2-2	0 2 2	0 2	12	2	2	0	0	4
11 Dane Quest	12:29	0-1	0-0	0-0	0 1 1	0 1	0	0	0	0	0	-6
2 Taelon Peter	07:53	1-3	1-3	0-0	0 1 1	0 0	3	1	0	1	0	0
15 Jalen Stayton	08:32	0-1	0-1	0-0	0 1 1	1 0	0	1	0	0	0	12
Team					2 2 4		0	2				
Totals		18-54	6-29	8-9	6 23 29	11 12	50	9	19	10	1	4

Shooting By Period	1st	2nd	3rd	4th	OT
FG%	8-30	26.7%			
3PT%	1-13	7.7%			
FT%	3-3	100%			
2nd FG%	10-24	41.7%			
3PT%	5-16	31.3%			
FT%	5-6	83.3%			
GM FG%	18-54	33.3%			
3PT%	6-29	20.7%			
FT%	8-9	88.9%			

Dead Ball Rebounds: 1.0

Technical Fouls: NONE

Jacksonville St. - 74

Record: 5-2 (2-0)

# TENNESSEE TECH BASKETBALL

GAME	TENNESSEE TECH	68
9	WESTERN KENTUCKY	88

Dec. 22, 2020 at Bowling Green, Ky. - E.A. Diddle Arena

Tennessee Tech - 68		Record: 9-9																			
NO.	Name	Min	FG	M-A	3P	M-A	FT	M-A	Rebounds	OR	DR	TO	Fouls	TP	AS	TO	ST	Blocks	BS	BA	+/-
23	Austin Harvell	F 19:52	2-4	1-3	0-0	0	2	2	4	0	5	0	1	0	0	0	0	0	0	0	-12
33	Shandon Goldman	F 15:05	5-7	0-2	1-2	1	2	3	3	2	11	0	1	0	1	0	0	0	0	0	-7
0	Damaria Franklin	G 26:43	5-13	1-3	3-4	0	4	4	4	2	14	3	2	1	0	0	0	0	0	0	-13
3	Keishawn Davidson	G 26:20	1-3	1-2	2-2	0	3	3	4	1	5	5	1	0	0	0	0	0	0	0	-9
4	Jr. Clay	G 34:34	5-11	3-6	2-2	0	1	1	3	4	15	3	3	2	0	1	0	0	0	0	-22
12	Amadou Sylla	23:07	2-7	0-0	0-0	3	6	9	2	2	4	0	0	0	0	0	0	0	0	0	-13
13	Kenny White Jr.	18:55	3-8	0-2	0-2	1	1	2	0	1	6	0	3	1	0	0	0	0	0	0	-6
22	Tujautae Williams	08:41	2-3	0-0	0-0	0	1	1	0	4	0	0	0	0	0	0	0	0	0	0	-9
10	CJ Gettelfinger	07:54	1-2	0-0	0-0	0	2	2	0	0	2	1	3	0	0	0	0	0	0	0	-7
11	Dane Quest	14:28	0-0	0-0	2-2	0	2	2	1	2	2	1	0	0	0	1	0	0	0	0	0
11	Maverick Smith	04:21	0-0	0-0	0-0	0	0	0	0	0	0	0	0	0	0	0	0	0	0	0	-2
Team							1	2	3		0	1	1		0	1					
Totals			26-58	6-18	10-14		6	26	32	20	16	68	13	15	4	2	1	0	0	0	-20
Shooting By Period																					
1st FG: 10-28 35.7%																					
3PT: 1-9 11.1%																					
2nd FG: 4-4 100%																					
3rd FG: 16-30 53.3%																					
4th FG: 5-9 55.6%																					
FT: 6-10 60.0%																					
GM FG: 26-58 44.8%																					
3PT: 6-18 33.3%																					
FT: 10-14 71.4%																					
Dead Ball Rebounds: 1																					

Shooting By Period	
1st FG%	10-28 35.7%
3PT%	1-9 11.1%
FT%	4-4 100%
2nd FG%	16-30 53.3%
3PT%	5-9 55.6%
FT%	6-10 60%
GM FG%	26-58 44.8%
3PT%	6-18 33.3%
FT%	10-14 71.4%

Dead Ball Rebounds: 1, 0

Western Ky. - 88		Record: 7-2															
NO. Name	Min	FG	3P	FT	Rebounds	Fouls	TP	AS	TO	ST	Blocks	BS	BA	+/			
															Shooting By Period		
22 Carson Williams	F 19:47	2-5	0-1	3-4	0	5	2	4	7	0	1	1	0	0	19	1st FG% 13-32 40.6%	
4 Josh Anderson	G 26:23	5-6	0-0	4-4	2	4	6	1	4	14	4	4	1	0	0	4th FG% 4-13 30.8%	
11 Taveion Hollingsworth	G 26:56	3-9	1-4	3-4	1	6	7	1	4	10	3	0	1	0	0	FT% 6-8 75%	
14 Luke Frampton	G 23:27	6-9	6-9	4-4	1	4	5	2	2	22	2	0	0	0	0	15th FG% 17-33 51.5%	
21 Kenny Cooper	G 15:43	1-2	1-1	0-0	0	0	1	2	1	3	4	0	1	0	1	3PT% 5-11 45.5%	
3 Jordan Riewis	25:42	6-14	0-5	0-0	0	0	0	2	1	0	12	1	0	0	1	3PT% 13-14 92.9%	
20 Dayvion McKnight	24:17	1-3	0-0	2-2	1	2	3	2	2	4	4	2	0	0	0	GM FG% 30-65 46.2%	
2 Kevin Osawe	13:02	2-6	1-2	3-4	2	4	6	1	3	8	0	0	1	0	1	3PT% 9-24 37.5%	
50 Isaiah Cozart	11:27	2-5	0-0	0-0	1	3	4	4	0	4	0	1	1	0	2	FT% 19-22 86.4%	
11 Kylen Milton	09:03	2-5	0-2	0-0	0	1	1	0	4	0	0	0	0	0	3	Dead Ball Rebounds: 0	
12 Jackson Harlan	03:08	0-1	0-0	0-0	0	0	0	0	0	0	0	0	0	0	0		
32 Bailey Conrad	01:05	0-0	0-0	0-0	0	0	0	0	0	0	0	0	0	0	-2		
					3	0	3		0	0							
Totals		30-65		9-24	19-22	12	29	41	16	20	88	18	9	6	1	2	20

Shooting By Period	
1st FG%	13-32 40.6%
3PT%	4-13 30.8%
FT%	6-8 75%
2nd FG%	17-33 51.5%
3PT%	5-11 45.5%
FT%	13-14 92.9%
GM FG%	30-65 46.2%
3PT%	9-24 37.5%
FT%	19-22 86.4%

Dead Ball Rebounds: 0, 0

Technical Fouls: NONE	
Biggest lead	TTU WKU
0 (1st 20:00)	24 (2nd 1:21)
Best Scoring Run	Points from Turnovers
6 (1st 10:49)	9 (1st 12:47)
Lead Changes	Paint
0	38 36
Times Tied	Second Chance
0	5 15
Time with Lead	Fast Breaks
00:00 39:22	9 17
	Bench
	18 32

GAME	TENNESSEE TECH	81
11	EASTERN ILLINOIS	87

Jan. 2, 2021 at Charleston, Ill. - Lantz Arena

Tennessee Tech - 81		Record: 1-10 (1-3)													
NO. Name	Min	FG	M-A	3P	FT	Rebounds	Fouls	TP	AS	TO	ST	Blocks	BS	BA	+/
						OR	DR	PF							
12 Amadou Sylla	F 19:18	0-2	0-0	0-0	2 3 5 4	0	2 3 5 4	0	0	1	1	0	0	0	-6
23 Austin Harvell	F 19:58	1-3	0-1	2-4	1 0 0 1	3 3 3 4	0	4	0	2	0	0	1	0	-7
1 Maverick Smith	G 08:26	1-3	0-2	0-0	0 0 0 0	0	0 0 0 0	0	2	0	1	0	0	0	1
3 Keishawn Davidson	G 34:30	3-9	2-6	4-4	0 1 1 2	1 2 3 3	6 2 1 1	2 3	6	2	1	0	1	0	0
4 Jr. Clay	G 37:33	6-13	3-6	4-4	1 1 2 4	3 3 3 3	13 2 1 1	4 3	13	2	3	2	0	0	-1
33 Shandon Goldman	29:14	4-8	3-6	2-2	1 5 6 1	3 3 3 3	13 2 1 1	2 3	13	2	3	2	0	0	-2
0 Damaria Franklin	32:53	10-16	4-7	1-2	0 4 4 3	2 2 2 5	1 1 2 2	3 2	25	1	2	2	0	0	-12
22 Tujautae Williams	15:56	2-4	0-0	2-7	2 1 3 3	5 5 6 6	1 1 0 0	3 5	6	1	0	0	0	0	0
10 CJ Gettelfinger	02:12	0-0	0-0	0-0	0 1 1 0	0 0 1 1	0 0 0 0	1 0	0	1	0	0	0	0	-3
Team					1 1 2			0	0	0					
Totals		27-58	12-28	15-23	8 17 25	20 19		81	13	13	7	2	3	0	-6

Shooting By Period		
1st	FG	15-32 46.9%
2nd	FG	8-15 53.3%
3rd	FG	0-4 0%
4th	FG	12-26 46.2%
5th	FG	4-13 30.8%
6th	FG	15-19 78.9%
GM FG	FG	27-58 46.7%
1st	3PT	12-28 42.9%
2nd	3PT	15-23 65.2%
Dead Ball Rebounds: 4, 1		

Technical Fouls:Claw 2nd0-19		
------------------------------	--	--

Shooting By Period	
1st FG%	15-32 46.9%
3PT%	8-15 53.3%
FT%	0-4 0%
2nd FG%	12-26 46.2%
3PT%	4-13 30.8%
FT%	15-19 78.9%
GM FG%	27-58 46.6%
3PT%	12-28 42.9%
FT%	15-23 65.2%

Dead Ball Rebounds: 4, 1

Eastern Ill. - 87		Record: 4-5 (1-1)												
NO.	Name	Min	FG M/A	3P M/A	FT M/A	Rebounds OR DR TOT	Fouls PF FG	TP	AS	TO	ST	Blocks BS BA	+/-	
20	Sammy Friday IV	F 17:47	4-6	0-0	1-2	2 1 3 1	2 9	1	0	0	0	0	9	
35	George Dixon	F 26:35	4-9	0-1	0-2	2 4 6 5	2 8	0	2	3	0	0	7	
4	Marvin Johnson	G 32:35	7-14	1-3	4-4	0 6 6 3	2 19	10	5	3	1	1	12	
5	Junior Farquhar	G 09:33	0-0	0-0	2-4	0 1 1 0	2 2	1	0	0	0	1	3	
22	Josiah Wallace	G 35:58	6-12	1-4	6-6	0 4 4 0	4 19	3	3	0	0	1	4	
2	Jordan Skipper-Brown	20:20	3-5	0-0	1-5	3 6 9 1	5 7	1	1	0	1	0	4	
1	Kashawn Charles	27:46	6-6	4-4	0-0	0 4 4 1	0 16	0	1	1	0	0	4	
13	Henry Abraham	13:49	1-1	1-1	0-0	0 0 0 3	1 3	0	0	1	0	0	-7	
21	Madant Diarra	07:45	1-1	0-0	2-2	0 0 0 3	1 4	0	1	0	0	0	-3	
25	Deang Deang	07:52	0-1	0-1	0-0	0 0 0 2	0 0	1	2	1	0	0	-3	
Team						3 0 3	0	2						
Totals		32:55	7-14	16-25	10 26	36 19	87	17	17	9	3	2	6	
Technical Fouls: NONE														

Shooting By Period	
1st FG%	16-26 61.5%
3PT%	4-7 57.1%
FT%	9-14 64.3%
2nd FG%	16-29 55.2%
3PT%	3-7 42.9%
FT%	7-11 63.6%
GM FG%	32-55 58.2%
3PT%	7-14 50.0%
FT%	16-25 64.0%

Dead Ball Rebounds: 4, 0

Technical Fouls: NONE	
Biggest lead	TTU EIU
3 (1st 15:48)	15 (2nd 16:56)
Best Scoring Run	Points from Turnovers
10 (2nd 12:20)	8 (1st 0:47)
Lead Changes	Paint
4	28 38
Times Tied	Second Chance
8	6 7
Time with Lead	Fast Breaks
01:22 33:43	10 17
	Bench
	44 30

Score by periods		1st	2nd	Total
Tennessee Tech		28	26	54
Morehead State		25	32	57

GAME	SOUTHEAST MISSOURI	63
10	TENNESSEE TECH	72

Dec. 30, 2020 at Cookeville, Tenn. - Eblen Center

Southeast Missouri - 63		Record: 2-6 (0-2)													
NO. Name	Min	FG	3P	FT	Rebounds	Fouls	TP	AS	TO	ST	Blocks	BS	BA	+/-	
31 Nolan Taylor	F 14:59	4-5	0-0	0-0	0 2 2 3	1	8	0	1	1	0	0	0	0	
3 Eric Reed, Jr.	G 31:12	5-9	2-5	2-4	2 0 3 2	3	14	1	1	0	0	0	0	-12	
5 Chris Harris	G 24:42	3-9	2-4	3-4	0 0 3 2	4	11	2	3	0	0	1	0	-11	
11 DQ Nicholas	G 31:16	3-8	0-1	2-4	1 3 4 2	4	8	8	4	1	0	0	0	-6	
21 Nana Akenten	G 32:31	3-13	2-8	0-0	1 8 9 3	0	8	2	3	0	0	1	0	-5	
14 Nate Johnson	02:34	0-0	0-0	0-0	0 0 0 0	0	0	0	0	0	0	0	0	-2	
10 Manny Patterson	19:03	2-2	0-0	0-0	0 1 1 4	2	4	1	2	0	0	0	0	-6	
25 Nygal Russell	15:47	2-5	1-2	0-0	0 1 1 1	5	0	0	0	1	0	2	0	-2	
3 Dylan Branson	11:36	1-1	0-0	0-0	0 0 0 1	1	2	1	2	0	1	0	0	0	
2 Jordan Love	12:56	1-1	0-0	1-2	0 0 3 0	1	3	1	2	2	0	0	0	0	
44 Darrious Agnew	03:24	0-1	0-0	0-0	0 0 0 0	0	0	0	0	0	0	0	0	-1	
Team					2 3 5		0								
Totals		24-54	7-20	8-14	6 24 30	19 18	63	16	19	5	1	4	0	-9	

Shooting By Period		
1st FG%	9-25	36.0%
3PT%	3-11	27.3%
2nd FG%	2-4	50%
3PT%	15-29	51.7%
3PT%	4-9	44.4%
FT%	6-10	60%
GM FG%	24-54	44.4%
3PT%	7-20	35.0%
FT%	8-14	57.1%

Dead Ball Rebounds: 3, 0

Shooting By Period	
1st FG%	9-25 36.0%
3PT%	3-11 27.3%
FT%	2-4 50%
2nd FG%	15-29 51.7%
3PT%	4-9 44.4%
FT%	6-10 60%
GM FG%	24-54 44.4%
3PT%	7-20 35.0%
FT%	8-14 57.1%

Dead Ball Rebounds: 3, 0

Tennessee Tech - 72		Record: 1-9 (1-2)													
NO.	Name	Min	FG M-A	3P M-A	FT M-A	Rebounds OR DR TOT	Fouls PF FO	TP	AS	TO	ST	Blocks BS BA	+/		
12	Amadou Sylla	F 25:58	6-8	0-0	1-3	3 4 7 0	3	13	1	1	0	0	2		
13	Kenny White Jr.	F 15:12	1-4	0-3	0-0	0 3 3 1	0	2	0	1	0	1	0		
23	Austin Harvell	F 21:35	1-5	1-5	1-2	1 0 1 2	4	1	2	2	1	0	14		
3	Keishawn Davidson	G 29:15	4-8	0-3	1-2	0 1 1 2	3	9	4	2	1	0	9		
4	Jr. Clay	G 34:21	5-10	1-4	11-14	0 4 4 2	8	22	4	1	4	0	10		
0	Damaria Franklin	29:45	4-7	1-2	2-4	2 6 8 2	2	11	1	4	2	0	-1		
11	Dane Quest	13:27	1-2	1-1	0-0	0 4 4 3	3	3	2	2	1	0	0		
33	Shandon Goldman	14:52	2-4	2-4	0-0	1 1 1 3	1	6	0	1	1	0	5		
22	Tujatae Williams	09:02	1-2	0-0	0-0	1 1 1 2	2	0	2	0	1	0	-11		
10	JC Gettelfinger	06:33	0-2	0-1	0-0	1 0 1 1	0	0	3	0	1	0	9		
Team						1 3 4	0	1							
Totals		25:52	62-83	16-25	8 27 18	35	72	16	17	12	4	1	9		
Technical Fouls: NONE															
SEMO		Tech													
Shooting By Period															
1st FG%		15-32 46.9%													
3PT%		4-16 25.0%													
FT%		4-5 80%													
2nd FG%		10-30 50.0%													
3PT%		5-7 71.4%													
FT%		28-60 66.7%													
GMF%		25-52 48.1%													
3PT%		6-23 26.1%													
FT%		16-25 64.0%													
Dead Ball Rebounds: 4-0															



# TENNESSEE TECH BASKETBALL

GAME	TENNESSEE TECH	80
13	EASTERN KENTUCKY	90
Jan. 9, 2021 at Richmond, Ky. - McBrayer Arena		

## Tennessee Tech 80 • 1-12,1-5

#	Player	FG	3P	FT	Rebounds	PF	TP	A	TO	Blk	Stl	Min
		FG-FGA	3P-FGA	FT-FTA	Off Def Tot							
12	SYLLA, Amadou	2-3	0-0	0-0	2 4 6	0	4	1	2	0	0	26
23	HARVELL, Austin	2-4	2-2	0-0	1 3 4	2	6	0	5	0	1	21
00	FRANKLIN, Damarla	5-11	4-7	0-0	0 5 5	1	14	2	2	0	0	27
03	DAVIDSON, Keishawn	6-14	2-4	4-4	0 4 4	0	18	5	1	0	0	36
04	CLAY, Jr.	6-15	2-9	1-1	0 2 2	3	15	10	1	0	1	36
05	HOPKINS, Marcus	1-1	0-0	0-0	0 1 1	2	2	0	1	0	0	7
11	QUEST, Dane	2-3	1-2	4-5	1 5 6	1	9	0	1	0	0	20
22	WILLIAMS, Tujautae	0-0	0-0	0-0	0 2 2	2	0	0	2	0	0	8
33	THOMPSON, Jamaal	0-0	0-0	0-0	0 0 0	1	0	0	0	0	0	0+
33	GOLDMAN, Shandon	4-7	4-7	0-2	0 1 1	1	12	2	1	0	3	19
	Team				1 1 2							
	Totals	28-58	15-31	9-12	5 28 33	13	80	20	16	0	5	200

FG % 1st Half: 14-32 43.8% 2nd half: 14-26 53.8% Game: 28-58 48.3%  
 3FG % 1st Half: 10-19 52.6% 2nd half: 5-12 41.7% Game: 15-31 48.4%  
 FT % 1st Half: 3-3 100.0 2nd half: 6-9 66.7% Game: 9-12 75.0%

## Eastern Kentucky 90 • 11-2,5-1

#	Player	FG	3P	FT	Rebounds	PF	TP	A	TO	Blk	Stl	Min
		FG-FGA	3P-FGA	FT-FTA	Off Def Tot							
02	KING, Tre	13-23	2-5	1-2	2 7 9	2	29	1	2	1	0	27
24	MORENO, Michael	5-9	3-7	0-0	3 1 4	1	13	3	2	0	1	33
04	LEWIS, Curt	4-7	3-5	0-1	1 1 2	0	11	2	0	0	0	30
05	ROBB, Cooper	4-9	3-5	0-0	3 2 5	4	11	0	0	0	0	29
12	GREEN JR., Wendell	3-10	2-5	2-2	0 3 3	1	10	15	2	0	2	33
00	CRUICKSHANK, Russsha	2-7	1-5	0-0	1 1 2	1	5	2	0	0	0	23
01	HOBBBS, Jacquess	2-5	2-4	0-0	0 0 0	1	6	1	1	0	1	7
00	BROUGHTON, Peyton	0-0	0-0	0-0	0 1 1	1	0	2	0	0	0	4
13	BALOGUN, Tariq	2-3	0-0	0-0	1 2 3	4	4	0	2	2	0	9
14	BLANTON, Devontae	0-1	0-1	1-2	0 2 2	0	1	0	1	0	1	5
	Team				1 4 5							
	Totals	35-74	16-37	4-7	12 24 36	15	90	26	10	3	5	200

FG % 1st Half: 17-40 42.5% 2nd half: 18-34 52.9% Game: 35-74 47.3%  
 3FG % 1st Half: 7-19 36.8% 2nd half: 9-18 50.0% Game: 16-37 43.2%  
 FT % 1st Half: 3-5 60.0% 2nd half: 1-2 50.0% Game: 4-7 57.1%

Officials: Rick Shoulders, John Garrett, Aaron Denton  
 Technical fouls: Tennessee Tech-TEAM. Eastern Kentucky-BALOGUN, Tariq.  
 Attendance: 733

Score by periods	1st	2nd	Total
Tennessee Tech	41	39	80
Eastern Kentucky	44	46	90

Points	In	Off	2nd	Fast
TTU	Paint	T/O	Chance	Break
28	22	16	7	4
22	21	8	4	23
16				

Last FG - TTU 2nd-03:56, ECU 2nd-00:35.  
 Largest lead - TTU by 9 1st-04:09, ECU by 10 2nd-14:25.  
 TTU led for 08:59. ECU led for 29:11. Game was tied for 01:50.

GAME	BELMONT	88
14	TENNESSEE TECH	67
Jan. 14, 2021 at Cookeville, Tenn. - Eblen Center		

## Belmont - 88

#	Player	FG	3P	FT	Rebounds	Fouls	TP	AS	TO	ST	Blks	BS	BA	Min
		FG-FGA	3P-FGA	FT-FTA	Off Def Tot									
21	Derek Sabin	19-56	1-1	0-0	3 4 0	3	0	3	5	0	1	0	0	11
2	Grayson Murphy	24-21	6-8	0-2	2 2 0	1	1	3	14	5	2	7	0	15
3	Luke Smith	23-25	5-11	4-8	0 0 1	1	3	2	14	3	0	2	0	22
22	Ben Sheppard	24-27	6-9	3-6	0 0 0	4	4	2	1	15	1	0	0	17
24	JaCobi Wood	27-07	3-9	0-3	4 4 2	4	6	2	10	5	4	0	0	14
0	Even Brauns	13-57	3-5	0-0	2 3 4	3	2	8	1	0	0	0	0	8
12	EJ Bellinger	15-57	2-6	1-3	0 0 1	1	1	4	5	1	2	2	0	5
20	Tate Pierson	17-27	1-3	0-0	1 2 3	0	0	3	3	0	0	0	0	15
1	Mitch Lestau	11-55	3-4	2-3	0 0 0	3	3	0	1	8	1	0	0	0
25	Frank Jakubiec	06-37	0-2	0-0	0 0 0	1	1	0	0	1	1	1	0	0
10	Caleb Hollander	05-47	2-3	1-2	0 0 0	0	0	0	5	0	1	0	0	2
11	Michael Shanks	09-04	0-2	0-2	1 3 4	0	1	1	1	1	0	0	0	-3
	Team				0 2 2				0	0				
	Totals	32-63	12-32	12-15	6 28 34	13	15	88	22	11	12	0	1	21

Technical Fouls:NONE

## Tennessee Tech - 67

#	Player	FG	3P	FT	Rebounds	Fouls	TP	AS	TO	ST	Blks	BS	BA	Min
		FG-FGA	3P-FGA	FT-FTA	Off Def Tot									
23	Austin Harvell	21-44	1-3	0-1	0 0 3	0	1	2	1	1	0	0	0	3
5	Marcus Hopkins	07-33	0-0	0-0	0 0 0	0	5	1	0	0	2	0	0	-16
0	Damarla Franklin	19-44	4-12	3-7	0 0 5	2	1	11	0	2	0	0	0	-11
3	Keishawn Davidson	29-55	2-4	0-1	0 0 1	1	1	4	6	2	3	0	0	-12
4	Jr. Clay	27-56	1-12	1-7	4 4 1	2	3	0	3	7	1	2	0	-30
33	Shandon Goldman	24-05	7-8	5-6	0 0 1	1	2	3	0	19	2	0	0	-13
11	Dane Quest	16-38	1-1	0-0	3 4 0	2	2	0	5	1	0	1	0	-2
12	Amadou Sylla	14-43	2-4	0-0	1 2 4	5	9	1	2	5	1	3	0	-9
22	Tujautae Williams	18-41	3-8	0-0	0 0 1	2	3	0	6	1	2	1	1	-12
1	Maverick Smith	08-59	1-4	1-4	2 2 0	0	0	1	1	5	0	0	0	-2
10	CJ Gettelfinger	12-37	1-1	1-1	0 2 0	3	1	3	3	1	2	0	0	-4
15	Jalen Stayton	02-30	0-0	0-0	0 0 0	0	0	0	1	0	0	0	0	-1
30	Jamaal Thompson	00-55	0-0	0-0	0 0 0	0	0	0	0	0	0	0	0	0
	Team				0 3 3				0	2				
	Totals	23-57	11-27	10-14	7 27 34	15	13	67	14	18	8	1	0	21

Technical Fouls:NONE

Biggest lead	29 (2nd 7:43)	0 (1st 20:00)
Best Scoring Run	13 (1st 4:05)	7 (2nd 2:30)
Lead Changes	0	0
Times Tied	0	0
Time with Lead	38:56	00:00

Points from	Bruins	Tech
Turnovers	26	7
Paint	38	24
Second Chance	3	5
Fast Breaks	21	7
Bench	30	43

Period by Period Scoring	1st	2nd	TOT
Bruins	43	45	88
Tech	21	46	67

GAME	TENNESSEE STATE	71
15	TENNESSEE TECH	74
Jan. 16, 2021 at Cookeville, Tenn. - Eblen Center		

## Tennessee State - 71

#	Player	FG	3P	FT	Rebounds	Fouls	TP	AS	TO	ST	Blks	BS	BA	Min
		FG-FGA	3P-FGA	FT-FTA	Off Def Tot									
4	Shakem Johnson	5-7	0-0	4-7	2 3 5	2	4	14	0	2	0	0	0	-6
0	Mark Freeman	31-36	5-11	1-2	0 0 5	4	1	11	4	1	0	2	3	0
1	Marcus Fitzgerald Jr.	26-29	2-10	1-8	1-1	0 0 0	3	1	6	0	3	0	0	-6
11	Shakwon Barrett	18-32	1-5	1-1	0 0 2	2	1	0	3	0	1	0	1	-19
23	Ravel Moody	27-01	3-6	1-3	0 2	0 1	1	3	2	7	3	0	1	0
22	Josh Linder	10-32	3-5	0-0	0 0 0	0 1	0	6	0	1	0	0	0	-2
24	Yusuf Mohamed	19-27	4-7	0-2	6 6 8	2	4	14	1	0	0	3	0	9
10	Monty Johal	15-03	2-4	0-2	0 0 0	0 3	1	4	1	2	2	0	0	4
13	Mason Green	01-08	0-0	0-0	0 0 0	0 0	0	0	0	1	0	0	0	-5
3	Amorey Womack	14-03	0-1	0-1	6-7	0 2 2	0	3	6	0	1	0	0	7
	Team				0 0 0				0	0				
	Totals	25-56	4-19	17-23	4 22 26	17	15	71	9	12	8	0	3	-3

Technical Fouls:NONE

## Tennessee Tech - 74

#	Player	FG	3P	FT	Rebounds	Fouls	TP	AS	TO	ST	Blks	BS	BA	Min
		FG-FGA	3P-FGA	FT-FTA	Off Def Tot									
23	Austin Harvell	16-16	3-4	2-3	0 0	2 6 8	3	0	8	0	2	0	1	15
5	Marcus Hopkins	17-52	3-4	0-0	4 4	2 6	1	3	10	0	0	0	0	5
0	Damarla Franklin	37-20	6-13	2-5	2 4	0 4	4	0	16	4	3	1	1	0
3	Keishawn Davidson	31-29	7-9	3-3	2 2	1 2	3	4	2	19	6	0	2	0
4	Jr. Clay	38-15	3-12	2-9	1 4	2 4	6	1	2	9	4	5	2	0
11	Dane Quest	16-01	0-4	0-2	4 4	1 4	5	2	2	4	0	3	0	-11
12	Amadou Sylla	17-59	2-3	0-0	0 0	1 2	3	1	2	4	2	2	1	1
33	Shandon Goldman	21-41	1-4	1-3	1 4	0 2	2	2	4	1	2	0	0	-2
10	CJ Gettelfinger	03-07	0-1	0-1	0 0	1 1	1	0	0	2	0	0	0	3
	Team				0 3 3				0	1				
	Totals	25-54	10-26	14-22	11 30 41	15	17	74	17	20	6	3	0	3

Technical Fouls:NONE

Biggest lead	TSU	Tech
Turnovers	20	13
Paint	36	26
Second Chance	5	10
Fast Breaks	8	8
Bench	30	12

GAME	TENNESSEE TECH	69
16	AUSTIN PEAY	72
Jan. 21, 2021 at Clarksville, Tenn. - Dunn Center		

## Tennessee Tech - 69

Shooting By Period													
1st FG% 10-17 58.8%													
2nd FG% 18-24 50.0%													
3rd FG% 25-32 75.0%													
4th FG% 33-44 54.2%													
5th FG% 10-20 20.0%													
6th FG% 2-13 61.5%													
GM FG% 23-41 56.1%													
FT% 8-22 36.4%													
FT% 15-22 68.2%													
Dead Ball Rebounds: 2-0													

No.	Name	Min	FG	3P	FT	Rebounds		Fouls	TP	AS	TO	ST	Blks	BS	BA		
			M/A	M/A	M/A	OR	DR	FF	P								
23	Austin Harvell	16:54	2-2	1-1	1-2	0	1	1	5	2	6	0	0	0	0	5	
5	Marcius Hopkins	10:00	1-1	0-0	1-2	0	3	3	3	0	1	1	0	0	0	0	
0	Damaria Franklin	33:39	9-13	2-3	1-2	2	4	6	2	3	22	0	3	0	0	8	
3	Keishawn Davidson	38:05	2-6	0-3	2-2	1	3	4	1	6	6	4	5	0	0	5	
4	Jr. Clay	37:31	8-16	4-10	9-12	2	1	3	1	7	29	2	2	0	0	2	3
12	Amadou Sylla	13:28	1-1	0-0	1-2	2	2	4	0	1	3	0	1	0	0	-13	
33	Shardon Goldman	26:52	0-2	0-2	0-0	1	5	6	2	1	0	1	2	1	0	11	
11	Dane Quest	14:28	0-0	0-0	0-0	2	2	2	0	2	0	1	0	0	0	2	
Team			0	0	1	0	0	0	0	0	3	0	0	0	0	0	
Totals		23-41	9-22	15-22	7	23	30	15	23	69	8	18	4	1	2	3	

Technical Fouls:NONE

Record: 8-4 (4-3)



# TENNESSEE TECH BASKETBALL

GAME	SIUE	81
21	TENNESSEE TECH	63
Feb. 11, 2021 at Cookeville, Tenn. - Eblen Center		

SIUE - 81														
Record: 9-10 (6-6)														
NO.	Name	Min	FG	3P	FT	Rebounds	Fouls	TP	AS	TO	ST	Blocks	BS	BA
			M-A	M-A	M-A	OR DR TOT	PF FD							
55	Lamar Wright	F 17:54	3-4	0-0	0-0	0 0 0	3 1	6	1	1	1	1	0	13
2	Desmond Polk	G 23:30	2-4	1-2	0-0	1 1 2	0 0	5	1	1	0	0	0	3
5	Carlos Curtis	G 35:14	5-7	1-1	2-2	1 6 7	0 1	13	9	1	1	0	0	28
11	Courtney Carter	G 32:47	7-11	4-6	0-0	0 3 3	1 0	18	5	2	1	1	0	23
42	Shamar Wright	G 27:57	5-8	2-3	3-4	1 2 3	3 3	15	4	1	1	1	0	20
1	Mike Adewumi	23:45	6-9	4-5	1-2	0 6 6	1 3	17	4	2	1	0	1	16
0	Sidney Wilson	25:43	2-9	0-3	1-1	0 6 6	1 2	5	1	6	1	1	1	4
22	Michael Matas	08:07	1-1	0-0	0-0	0 0 0	0 0	2	0	0	0	0	0	-2
21	Zane Butler	03:11	0-0	0-0	0-0	0 0 0	0 0	0	0	0	0	0	0	-9
23	Elochukwu Eze	01:52	0-0	0-0	0-0	0 0 0	0 0	0	0	1	0	0	0	-6
Team						0 5 5		0		1				
Totals			31-53	12-20	7-9	3 29 32	9 10	81	25	16	6	4	2	18

Shooting By Period		
1 <sup>st</sup> FG%	16-28	57.1%
3PT%	8-12	66.7%
FT%	5-6	83.3%
2 <sup>nd</sup> FG%	15-25	60.0%
3PT%	4-8	50.0%
FT%	2-3	66.7%
GM FG%	31-53	58.5%
3PT%	12-20	60.0%
FT%	7-9	77.8%
Dead Ball Rebounds: 0, 0		

Tennessee Tech - 63														
Record: 2-19 (2-12)														
NO.	Name	Min	FG	3P	FT	Rebounds	Fouls	TP	AS	TO	ST	Blocks	BS	BA
			M-A	M-A	M-A	OR DR TOT	PF FD							
23	Austin Harvell	F 21:49	2-6	0-2	3-3	1 0 1	2 2	7	1	1	0	0	0	-18
5	Marcus Hopkins	C 14:34	1-2	0-0	0-2	1 1 2	3 2	2	1	3	2	0	1	0
0	Damaria Franklin	G 24:44	3-10	1-4	0-0	0 5 5	3 2	7	2	3	1	0	0	-21
3	Keishawn Davidson	G 36:49	2-9	0-4	1-2	0 6 6	2 2	5	8	1	1	0	0	-27
4	Jr. Clay	G 36:22	9-19	1-5	0-0	0 2 2	0 1	19	3	0	3	0	1	-27
33	Shandon Goldman	24:07	3-7	1-3	0-0	2 4 6	0 0	7	0	1	0	0	1	-16
11	Dane Quest	21:00	4-4	0-0	0-0	1 1 2	0 0	8	2	2	1	2	0	-7
10	CJ Gettelfinger	14:13	3-4	2-2	0-0	0 1 1	0 0	8	0	2	0	0	0	8
1	Maverick Smith	03:11	0-0	0-0	0-0	0 0 0	0 0	0	1	0	0	0	0	9
15	Jalen Stayton	03:11	0-1	0-0	0-0	0 1 1	0 0	0	0	0	0	0	0	9
Team						3 0 3		0		0				
Totals			27-62	5-20	4-7	8 21 29	10 9	63	18	13	8	2	4	-18

Shooting By Period		
1 <sup>st</sup> FG%	13-32	40.6%
3PT%	4-15	26.7%
FT%	2-3	66.7%
2 <sup>nd</sup> FG%	14-30	46.7%
3PT%	1-5	20.0%
FT%	2-4	50%
GM FG%	27-62	43.5%
3PT%	5-20	25.0%
FT%	4-7	57.1%
Dead Ball Rebounds: 1, 0		

Technical Fouls:NONE														
Period by Period Scoring														
SIUE			Tech			Points from Turnovers			SIUE			Tech		
27 (2 <sup>nd</sup> 3:20)			4 (1 <sup>st</sup> 17:32)			11 22			28 40			1 10		
Best Scoring Run			10 (2 <sup>nd</sup> 17:31)			9 (2 <sup>nd</sup> 0:01)			Paint			SIUE		
Lead Changes			4			5 10			Second Chance			45 36		
Times Tied			1			2 15			Fast Breaks			Tech		
Time with Lead			35:38			03:24			Bench			32 31 63		

GAME	EASTERN ILLINOIS	67
22	TENNESSEE TECH	80
Feb. 13, 2021 at Cookeville, Tenn. - Eblen Center		

Eastern Illinois - 67														
Record: 7-16 (4-12)														
NO.	Name	Min	FG	3P	FT	Rebounds	Fouls	TP	AS	TO	ST	Blocks	BS	BA
			M-A	M-A	M-A	OR DR TOT	PF FD							
2	Jordan Skipper-Brown	F 33:42	10-16	1-2	0-1	2 5 7	2 3	21	3	0	0	1	0	-15
20	Sammy Friday IV	F 08:04	2-2	0-0	0-0	0 2 2	2 0	4	0	1	0	0	0	-1
3	Mack Smith	G 34:43	4-10	3-7	0-0	0 4 4	2 1	11	4	1	3	0	1	-16
4	Marvin Johnson	G 31:56	9-16	1-2	0-1	1 1 2	4 3	19	4	6	1	1	0	-3
13	Henry Abraham	G 28:11	1-5	0-4	0-0	0 1 1	0 0	2	2	0	1	0	0	-30
11	Barlow Alleruzzo IV	23:52	2-5	1-4	0-0	0 5 5	3 1	5	3	1	0	0	0	2
1	Kashawn Charles	18:35	0-1	0-0	0-0	0 0 0	1 0	0	2	2	0	0	0	-1
25	Deang Deang	19:45	2-5	1-2	0-0	0 2 2	2 3	5	2	0	1	0	0	-4
12	Micah Schnyders	00:36	0-0	0-0	0-0	0 0 0	0 0	0	0	0	0	0	0	0
14	Isaac Miller	00:36	0-1	0-0	0-0	0 0 0	0 0	0	0	0	0	0	0	0
Team						1 2 3		0		0				
Totals			30-61	7-21	0-2	4 22 26	16 11	67	20	11	6	2	1	-13

Shooting By Period		
1 <sup>st</sup> FG%	14-25	56.0%
3PT%	5-10	50.0%
FT%	0-0	0%
2 <sup>nd</sup> FG%	16-36	44.4%
3PT%	2-11	18.2%
FT%	0-2	0%
GM FG%	30-61	49.2%
3PT%	7-21	33.3%
FT%	0-2	0.0%
Dead Ball Rebounds: 0, 0		

Tennessee Tech - 80														
Record: 3-19 (3-12)														
NO.	Name	Min	FG	3P	FT	Rebounds	Fouls	TP	AS	TO	ST	Blocks	BS	BA
			M-A	M-A	M-A	OR DR TOT	PF FD							
23	Austin Harvell	F 23:32	2-5	1-3	0-0	3 3 6	1 1	5	1	1	0	1	1	10
33	Shandon Goldman	F 31:19	7-11	4-8	2-3	1 10 11	2 3	20	8	2	2	0	0	26
0	Damaria Franklin	G 23:55	3-5	1-3	2-2	0 6 6	4 2	9	1	2	1	0	0	18
4	Jr. Clay	G 35:03	9-16	4-9	0-0	1 1 2	0 1	22	3	2	1	0	0	23
10	CJ Gettelfinger	G 20:52	0-1	0-1	2-4	0 2 2	1 3	2	4	0	1	0	0	18
3	Keishawn Davidson	32:56	5-10	2-3	6-6	0 5 5	0 5	18	6	3	1	0	1	-1
5	Marcus Hopkins	10:03	1-4	0-0	0-0	1 0 1	0 0	2	0	1	0	0	0	-14
11	Dane Quest	17:50	1-1	0-0	0-2	0 2 2	2 1	2	2	0	0	0	0	-12
1	Maverick Smith	02:58	0-0	0-0	0-0	0 0 0	1 0	0	0	0	0	0	0	-1
15	Jalen Stayton	01:32	0-0	0-0	0-0	0 0 0	0 0	0	0	0	0	0	0	-2
Team						0 0 0		0		0				
Totals			28-53	12-27	12-17	6 29 35	11 16	80	25	11	6	1	2	13

Shooting By Period		
1 <sup>st</sup> FG%	16-30	53.3%
3PT%	9-17	52.9%
FT%	3-4	75%
2 <sup>nd</sup> FG%	12-23	52.2%
3PT%	3-10	30.0%
FT%	9-13	69.2%
GM FG%	28-53	52.8%
3PT%	12-27	44.4%
FT%	12-17	70.6%
Dead Ball Rebounds: 2, 0		

Technical Fouls:NONE																	
EIU			Tech			Points from Turnovers			EIU			Tech			Period by Period Scoring		
Biggest lead	0 (1 <sup>st</sup> 20:00)		16 (2 <sup>nd</sup> 18:45)			Turnovers		10 16			1st		2nd		TOT		
Best Scoring Run	9(2 <sup>nd</sup> 9:12)		11(1 <sup>st</sup> 17:40)			Paint		40 30			EIU		33		34 67		
Lead Changes	0					Second Chance		2 2									
Times Tied	0					Fast Breaks		6 13			Tech		44		36 80		
Time with Lead	00:00		39:33			Bench		10 22									



# TENNESSEE TECH BASKETBALL

## 2020-21 OVERALL STATS

### Game Records

Record	Overall	Home	Away	Neutral
ALL GAMES	3-20	3-6	0-14	0-0
CONFERENCE	3-13	3-5	0-8	0-0
NON-CONFERENCE	0-7	0-1	0-6	0-0

### Score by Periods

Team	1st	2nd	OT	TOT
Tennessee Tech	707	780	6	1493
Opponents	856	894	7	1757

### Team Box Score

No.	Player				Total		3-Point		F-Throw		Rebounds											
		GP-GS	MIN	AVG	FG-FGA	FG%	3FG-FGA	3FG%	FT-FTA	FT%	OFF	DEF	TOT	AVG	PF	DQ	A	TO	BLK	STL	PTS	AVG
4	CLAY, Jr.	20-18	679:22	34.0	113-268	.422	42-135	.311	60-81	.741	13	45	58	2.9	33	0	70	56	1	38	328	16.4
0	FRANKLIN, Damaria	17-14	476:44	28.0	82-190	.432	29-95	.305	24-35	.686	11	67	78	4.6	41	0	22	42	3	22	217	12.8
3	DAVIDSON, Keishawn	23-22	761:21	33.1	87-200	.435	27-82	.329	42-45	.933	9	68	77	3.3	36	1	103	50	5	24	243	10.6
33	GOLDMAN, Shandon	23-11	521:09	22.7	65-146	.445	32-94	.340	13-33	.394	26	74	100	4.3	47	0	35	37	8	15	175	7.6
13	WHITE JR., Kenny	10-6	230:26	23.0	29-75	.387	5-30	.167	11-22	.500	6	28	34	3.4	14	0	9	23	4	3	74	7.4
23	HARVELL, Austin	23-22	489:06	21.3	48-119	.403	22-62	.355	13-18	.722	23	67	90	3.9	52	2	14	39	9	18	131	5.7
22	WILLIAMS, Tujautae	10-0	151:58	15.2	18-45	.400	0-3	.000	11-18	.611	8	24	32	3.2	21	0	6	14	3	5	47	4.7
12	SYLLA, Amadou	19-4	358:30	18.9	34-72	.472	0-0	.000	12-23	.522	38	67	105	5.5	39	0	9	22	10	9	80	4.2
11	QUEST, Dane	22-0	411:52	18.7	19-50	.380	3-10	.300	35-52	.673	20	48	68	3.1	26	0	23	30	4	5	76	3.5
5	HOPKINS, Marcus	16-9	189:28	11.8	22-34	.647	0-0	.000	10-18	.556	13	18	31	1.9	40	1	5	14	3	8	54	3.4
10	GETTELFINGER, CJ	16-3	164:27	10.3	12-26	.462	3-9	.333	7-12	.583	2	18	20	1.3	12	0	16	14	3	5	34	2.1
2	PETER, Taelon	6-0	50:21	8.4	4-14	.286	2-10	.200	0-0	.000	0	1	1	0.2	4	0	3	4	0	1	10	1.7
1	SMITH, Maverick	15-6	107:20	7.2	7-23	.304	5-18	.278	2-2	1.000	2	4	6	0.4	3	0	2	5	0	0	21	1.4
15	STAYTON, Jalen	11-0	30:48	2.8	1-10	.100	1-8	.125	0-0	.000	1	3	4	0.4	2	0	1	0	0	1	3	0.3
30	THOMPSON, Jamaal	3-0	02:09	0.7	0-0	.000	0-0	.000	0-0	.000	0	0	0	0.0	1	0	0	0	0	0	0	0.0
Team											32	36	68					19				
Total		23	4625		541-1272	.425	171-556	.308	240-359	.669	204	568	772	33.6	371	4	318	369	53	154	1493	64.9
Opponents		23	4625		655-1367	.479	189-528	.358	258-369	.699	213	581	794	34.5	335	5	409	289	67	169	1757	76.4

### Team Statistics

	TNTECH	OPP
<b>Scoring</b>	<b>1493</b>	<b>1757</b>
Points per game	64.9	76.4
Scoring margin	-11.5	-
<b>Field goals-att</b>	<b>541-1272</b>	<b>655-1367</b>
Field goal pct	.425	.479
<b>3 point fg-att</b>	<b>171-556</b>	<b>189-528</b>
3-point FG pct	.308	.358
3-pt FG made per game	7.4	8.2
<b>Free throws-att</b>	<b>240-359</b>	<b>258-369</b>
Free throw pct	.669	.699
F-Throws made per game	10.4	11.2
<b>Rebounds</b>	<b>772</b>	<b>794</b>
Rebounds per game	33.6	34.5
Rebounding margin	-1.0	-
<b>Assists</b>	<b>318</b>	<b>409</b>
Assists per game	13.8	17.8
<b>Turnovers</b>	<b>369</b>	<b>289</b>
Turnovers per game	16.0	12.6
Turnover margin	-3.5	-
Assist/turnover ratio	0.9	1.4
<b>Steals</b>	<b>154</b>	<b>169</b>
Steals per game	6.7	7.3
<b>Blocks</b>	<b>53</b>	<b>67</b>
Blocks per game	2.3	2.9
<b>Winning streak</b>	<b>0</b>	<b>-</b>
Home win streak	0	-
<b>Attendance</b>	<b>4856</b>	<b>9538</b>
Home games-Avg/Game	9-540	14-681
Neutral site-Avg/Game	-	0-0

### Team Results

Date	Opponent		Score	Att.
11/25/2020	at Indiana	L	59-89	125
11/30/2020	Chattanooga	L	54-62	644
12/02/2020	at Xavier	L	48-79	300
12/03/2020	at Northern Ky.	L	65-74	0
12/06/2020	at Western Caro.	Lot	75-76	0
12/13/2020	Jacksonville St.	L	67-73	624
12/16/2020	at Jacksonville St.	L	50-74	0
12/18/2020	at Tennessee	L	49-103	4191
12/22/2020	at Western Ky.	L	68-88	1061
12/30/2020	Southeast Mo. St.	W	72-63	430
01/02/2021	at Eastern Ill.	L	81-87	0
01/07/2021	at Morehead St.	L	54-57	480
01/09/2021	at Eastern Ky.	L	80-90	733
01/14/2021	Belmont	L	67-88	589
01/16/2021	Tennessee St.	W	74-71	689
01/21/2021	at Austin Peay	L	69-72	518
01/23/2021	at Murray St.	L	63-72	1290
01/30/2021	Morehead St.	L	55-74	558
02/04/2021	at Southeast Mo. St.	L	64-68	642
02/06/2021	at UT Martin	L	64-66	198
02/11/2021	SIUE	L	63-81	534
02/13/2021	Eastern Ill.	W	80-67	550
02/15/2021	Eastern Ky.	L	72-83	238

# TENNESSEE TECH BASKETBALL

## 2020-21 OHIO VALLEY CONFERENCE STATS

### Game Records

Record	Overall	Home	Away	Neutral
ALL GAMES	3-13	3-5	0-8	0-0
CONFERENCE	3-13	3-5	0-8	0-0
NON-CONFERENCE	0-0	0-0	0-0	0-0

### Score by Periods

Team	1st	2nd	OT	TOT
Tennessee Tech	530	545	0	1075
Opponents	596	590	0	1186

### Team Box Score

No.	Player				Total		3-Point		F-Throw		Rebounds											
		GP-GS	MIN	AVG	FG-FGA	FG%	3FG-FGA	3FG%	FT-FTA	FT%	OFF	DEF	TOT	AVG	PF	DQ	A	TO	BLK	STL	PTS	AVG
4	CLAY, Jr.	16-15	556:30	34.8	93-216	.431	31-106	.292	53-70	.757	13	36	49	3.1	27	0	59	43	0	28	270	16.9
0	FRANKLIN, Damaria	15-12	422:27	28.2	75-167	.449	27-86	.314	18-27	.667	11	61	72	4.8	35	0	18	39	3	21	195	13.0
3	DAVIDSON, Keishawn	16-15	537:51	33.6	58-136	.426	18-59	.305	30-32	.938	6	41	47	2.9	20	0	81	29	3	21	164	10.3
33	GOLDMAN, Shandon	16-4	371:42	23.2	47-98	.480	28-69	.406	12-24	.500	19	50	69	4.3	32	0	26	23	6	15	134	8.4
13	WHITE JR., Kenny	3-1	51:49	17.3	6-17	.353	2-9	.222	3-4	.750	1	6	7	2.3	2	0	2	3	2	0	17	5.7
23	HARVELL, Austin	16-16	322:14	20.1	27-73	.370	15-42	.357	11-15	.733	15	40	55	3.4	28	1	8	27	7	12	80	5.0
22	WILLIAMS, Tujautae	7-0	107:35	15.4	12-30	.400	0-2	.000	9-16	.563	6	17	23	3.3	15	0	5	12	2	4	33	4.7
12	SYLLA, Amadou	12-4	225:56	18.8	22-42	.524	0-0	.000	7-12	.583	25	35	60	5.0	20	0	7	16	5	5	51	4.3
11	QUEST, Dane	15-0	257:29	17.2	16-37	.432	3-10	.300	24-37	.649	14	32	46	3.1	13	0	12	20	3	4	59	3.9
2	PETER, Taelon	1-0	07:53	7.9	1-3	.333	1-3	.333	0-0	.000	0	1	1	1.0	0	0	1	0	0	1	3	3.0
5	HOPKINS, Marcus	12-8	140:34	11.7	13-22	.591	0-0	.000	8-14	.571	8	14	22	1.8	29	1	3	9	2	8	34	2.8
10	GETTELFINGER, CJ	13-3	127:43	9.8	7-19	.368	3-9	.333	5-10	.500	1	15	16	1.2	8	0	14	9	2	5	22	1.7
1	SMITH, Maverick	9-2	49:06	5.5	4-12	.333	3-11	.273	2-2	1.000	1	2	3	0.3	2	0	1	2	0	0	13	1.4
15	STAYTON, Jalen	7-0	20:15	2.9	0-2	.000	0-1	.000	0-0	.000	0	2	2	0.3	2	0	1	0	0	0	0	0.0
30	THOMPSON, Jamaal	2-0	00:55	0.5	0-0	.000	0-0	.000	0-0	.000	0	0	0	0.0	1	0	0	0	0	0	0	0.0
Team											22	29	51					12				
Total		16	3200		381-874	.436	131-407	.322	182-263	.692	142	381	523	32.7	234	2	238	244	35	124	1075	67.2
Opponents		16	3200		446-913	.488	140-372	.376	154-220	.700	127	390	517	32.3	242	3	295	222	39	108	1186	74.1

### Team Statistics

	TNTECH	OPP
<b>Scoring</b>	<b>1075</b>	<b>1186</b>
Points per game	67.2	74.1
Scoring margin	-6.9	-
<b>Field goals-att</b>	<b>381-874</b>	<b>446-913</b>
Field goal pct	.436	.488
<b>3 point fg-att</b>	<b>131-407</b>	<b>140-372</b>
3-point FG pct	.322	.376
3-pt FG made per game	8.2	8.8
<b>Free throws-att</b>	<b>182-263</b>	<b>154-220</b>
Free throw pct	.692	.700
F-Throws made per game	11.4	9.6
<b>Rebounds</b>	<b>523</b>	<b>517</b>
Rebounds per game	32.7	32.3
Rebounding margin	+0.4	-
<b>Assists</b>	<b>238</b>	<b>295</b>
Assists per game	14.9	18.4
<b>Turnovers</b>	<b>244</b>	<b>222</b>
Turnovers per game	15.3	13.9
Turnover margin	-1.4	-
Assist/turnover ratio	1.0	1.3
<b>Steals</b>	<b>124</b>	<b>108</b>
Steals per game	7.8	6.8
<b>Blocks</b>	<b>35</b>	<b>39</b>
Blocks per game	2.2	2.4
<b>Winning streak</b>	<b>0</b>	<b>-</b>
Home win streak	0	-
<b>Attendance</b>	<b>4212</b>	<b>3861</b>
Home games-Avg/Game	8-527	8-483
Neutral site-Avg/Game	-	0-0

### Team Results

Date	Opponent		Score	Att.
12/13/2020	Jacksonville St.	L	67-73	624
12/16/2020	at Jacksonville St.	L	50-74	0
12/30/2020	Southeast Mo. St.	W	72-63	430
01/02/2021	at Eastern Ill.	L	81-87	0
01/07/2021	at Morehead St.	L	54-57	480
01/09/2021	at Eastern Ky.	L	80-90	733
01/14/2021	Belmont	L	67-88	589
01/16/2021	Tennessee St.	W	74-71	689
01/21/2021	at Austin Peay	L	69-72	518
01/23/2021	at Murray St.	L	63-72	1290
01/30/2021	Morehead St.	L	55-74	558
02/04/2021	at Southeast Mo. St.	L	64-68	642
02/06/2021	at UT Martin	L	64-66	198
02/11/2021	SIUE	L	63-81	534
02/13/2021	Eastern Ill.	W	80-67	550
02/15/2021	Eastern Ky.	L	72-83	238

# BROADCAST MEDIA CHEAT SHEET (projected starters noted with purple numbers)



0

## DAMARIA FRANKLIN JR • G • 6-4 • 210 • Chicago, Ill. / State Fair CC

	GP/GS	PPG	RPG	SPG	FG%	3FG%	FT%
20-21	17/14	12.8	4.6	1.3	.432	.305	.686
Career	17/14	12.8	4.6	1.3	.432	.305	.686
Career Highs	Pts: 25		Reb: 9	Ast: 4	Stl: 4	Min: 37	

– His 21 pts vs. JSU (12/13/20) were the most by a player in his Tech debut since Ty Allen had 25 at USF (11/9/13).  
– Franklin & Williams are first Tech teammates from Chicago since John A. Adams & Rich Papes played together from 1960-62.  
– Earned All-MCCAC First Team and All-Region 16 First Team honors both seasons at State Fair CC.  
– Cousin, Craig Beaudion, is a senior guard at Cleveland State. | First name is pronounced *duh-MAR-ee-uh*.



1

## MAVERICK SMITH

	GP/GS	PPG	RPG	APG	FG%	3FG%	FT%
20-21	15/6	1.4	0.4	0.1	.304	.278	1.000
Career	47/6	0.9	0.4	0.1	.326	.313	.750
Career Highs	Pts: 6		Reb: 2	Ast: 2	Stl: 1	Min: 18	

## SR • G • 6-5 • 190 • Oakdale, Tenn. / Oakdale HS

– A walk-on his first 3 seasons, was awarded a full scholarship prior to the 2020-21 campaign for his work ethic & leadership.  
– Finished as the all-time leading scorer in Oakdale High School history, amassing over 2,000 points.  
– Took home All-District honors multiple times at the 4-A level. | Named 1 of 6 team captains last season.  
– As a sophomore, led Oakdale High School to its first district title in 24 years, averaging 18 ppg.



2

## TAELOON PETER

	GP/GS	PPG	RPG	APG	FG%	3FG%	FT%
20-21	6/0	1.7	0.2	0.5	.286	.200	.000
Career	6/0	1.7	0.2	0.5	.286	.200	.000
Career Highs		Pts: 3	Reb: 1	Ast: 1	Stl: 1	Min: 15	

## FR • G • 6-4 • 185 • Russellville, Ark. / Russellville HS

– Was an All-State student-athlete in both basketball and track & field at Russellville HS.  
– Named Class 5A West Player of the Year & River Valley Now Player of the Year, with 16 ppg, 6 rpg, 3 apg & 2 spg as a senior.  
– As a junior, cleared 6-foot-10 in the high jump, the second-best mark in the state of Arkansas in 2019.  
– Led RHS to back-to-back Class 5A-West Conference titles as a junior and senior. | First name is pronounced *TAY-lun*.



3

## KEISHAWN DAVIDSON

	GP/GS	PPG	RPG	APG	FG%	3FG%	FT%
20-21	23/22	10.6	3.3	4.5	.435	.329	.933
Career	53/50	9.7	3.0	4.4	.408	.330	.869
Career Highs	Pts: 19	Reb: 10	Ast: 10	Stl: 5	Min: 43		

## SO • G • 6-2 • 175 • Murfreesboro, Tenn. / Athens Prep Academy

– The 1st Tech player with 2 career double-doubles involving different stat categories since Cameron Crisp ('02, '03).  
– Became just the 4th freshman in Tech history to lead the team in assists (131). 2nd-most by a freshman in school history.  
– The 1st freshman in Tech history to record a double-double with assists; had 11 pts & 10 ast vs. Martin Methodist (11/9/19).  
– Scored over 19 points per game as a senior at Athens Prep Academy. | First name is pronounced *KEY-shawn*.



4

## JR. CLAY

	GP/GS	PPG	RPG	APG	FG%	3FG%	FT%
20-21	20/18	16.4	2.9	3.5	.422	.311	.741
Career	80/65	14.5	3.5	3.9	.414	.339	.732
Career Highs	Pts: 29	Reb: 9	Ast: 10	Stl: 5	Min: 42		

## JR • G • 6-0 • 170 • Chattanooga, Tenn. / The McCallie School

– His 833 points are the 4th-most by a Tech player through his freshman/sophomore seasons in program history.  
– Led Tech in scoring & steals each of the past two seasons (14.4 ppg / 51 stl [freshman record] & 13.4 ppg / 56 stl).  
– 1 of 2 TSSAA Mr. Basketball finalists for Tech (Division II Class AA, 2017 & 2018). | Named All-OVC 2nd TM in 2019 & 2020.  
– Full name is Ardarryl Clay Jr., but goes by Jr. | First name is pronounced *JUNIOR*.



5

## MARCUS HOPKINS

	GP/GS	PPG	RPG	BPG	SPG	FG%	FT%
20-21	16/9	3.4	1.9	0.2	0.5	.647	.556
Career	16/9	3.4	1.9	0.2	0.5	.647	.556
Career Highs	Pts: 10	Reb: 6	Blk: 1	Stl: 2	Min: 19		

## JR • C • 7-0 • 230 • Oakland, Calif. / Daytona State College

– First 7-footer to play for Tech since Malik Martin (2018-19) & just the third in the past 10 years (Liam McMorrow in 2010-12).  
– Spent sophomore season at Daytona State College, shooting 55.9% in 23 games with 14 total blocks.  
– Played at Palm Beach State College as a freshman, shooting 58.5% in 30 games with 16 total blocks.  
– After 3 years at Castro Valley HS in Castro Valley, Calif., played senior year at Oldsmar Christian HS in Oldsmar, Fla.



10

## CJ GETTELFINGER

	GP/GS	PPG	RPG	APG	FG%	3FG%	FT%
20-21	16/3	2.1	1.3	1.0	.462	.333	.583
Career	36/3	1.4	1.0	1.0	.356	.222	.722
Career Highs		Pts: 8	Reb: 5	Ast: 7	Stl: 2	Min: 23	

## SO • G • 6-4 • 185 • Knoxville, Tenn. / Oakland U.

– Granted immediate eligibility by NCAA on Dec. 3 after sitting out the 1st 4 games awaiting waiver appeal.  
– 1 of 2 TSSAA Mr. Basketball finalists for Tech (Division II Class AA, 2018). | Missed all but 9 games as a senior due to injury.  
– Led Grace Christian Academy to the 2018 TSSAA Division II-A State title averaging 24 ppg & 6 apg as a junior.  
– Father, Chris Gettelfinger, was a member of Kentucky's 1978 national championship team. | 1 of 2 walk-ons on the roster.



11

## DANE QUEST

	GP/GS	PPG	RPG	APG	FG%	3FG%	FT%
20-21	22/0	3.5	3.1	1.0	.380	.300	.673
Career	47/1	2.3	2.3	0.6	.348	.217	.656
Career Highs	Pts: 9	Reb: 8	Ast: 3	Stl: 2	Min: 32		

## SO • G • 6-6 • 190 • Toronto, Ontario / Lake Forest [Ill.] HS

– Founding member of Tech student organization C.O.D.E. (Center of Diversity Education) promoting unity through diversity.  
– One of two current international players on the Tech roster.  
– First Canadian on the Tech roster since Ammanuel Diresa (2012-14) and the fourth since 1983-84.  
– Averaged 13 points, 7 rebounds and 5 assists per game as a senior at Lake Forest [Ill.] High School.



12

## AMADOU SYLLA

	GP/GS	PPG	RPG	BPG	SPG	FG%	FT%
20-21	19/4	4.2	5.5	0.5	0.5	.472	.522
Career	50/15	5.3	5.5	0.8	0.4	.534	.587
Career Highs	Pts: 20		Reb: 14	Blk: 3	Stl: 2	Min: 29	

## JR • F • 6-8 • 235 • Bamako, Mali / Iowa Western CC

– Recorded his first career double-double with 20 pts & 14 reb against Martin Methodist (11/9/19) last season.  
– Added 25 pounds of muscle during the summer. | Tries to model his game after Dennis Rodman.  
– First Tech player from Africa since Francis Kabore (2005-07, Burkina Faso) and just the second since 1983-84.  
– One of two current international players on the Tech roster. | Name is pronounced *AH-muh-doo SEE-lah*.



13

## KENNY WHITE JR.

	GP/GS	PPG	RPG	SPG	FG%	3FG%	FT%
20-21	10/6	7.4	3.4	0.3	.387	.167	.500
Career	10/6	7.4	3.4	0.3	.387	.167	.500
Career Highs	Pts: 13		Reb: 8	Ast: 3	Stl: 1		Min: 34

## FR • F • 6-7 • 205 • Madisonville, Ky. / Madisonville-North Hopkins HS

– Averaged 18.4 pts, 8.2 reb, 4.0 ast & 2.7 stl on 61.1% shooting as a senior, earning 2nd Region Player of the Year honors.  
– Named a finalist for the Kentucky Mr. Basketball Award in 2020, an honor won by Tech head coach John Pelphrey (1987).  
– Earned Lexington Herald-Leader and Louisville Courier-Journal All-State First Team honors as a senior.  
– Finished his career with 1,616 points (7th in MNHHS history) and 3 triple-doubles.



15

## JALEN STAYTON

	GP/GS	PPG	RPG	BPG	SPG	FG%	FT%
20-21	11/0	0.3	0.4	0.0	0.1	.100	.000
Career	11/0	0.3	0.4	0.0	0.1	.100	.000
Career Highs	Pts: 3	Reb: 2	Blk: -	Stl: 1	Min: 9		

## FR • F • 6-8 • 205 • Murfreesboro, Tenn. / Blackman HS

– Was a two-sport athlete at Blackman HS, playing basketball and tennis. | 1 of 2 walk-ons on the roster.  
– Earned Region 4-AAA All-Tournament Team honors and Daily News Journal All-Area Third Team honors as a senior.  
– Helped lead BHS to District 7-AAA regular season and tournament titles, as well as the Region 4-AAA championship.  
– Averaged 7.0 ppg, 6.7 rpg & 0.7 bpg as a senior. | Last name is pronounced *STAY-tun*.



22

## TUJAUTAE WILLIAMS

	GP/GS	PPG	RPG	APG	SPG	FG%	FT%
20-21	10/0	4.7	3.2	0.6	0.5	.400	.611
Career	40/21	6.0	3.7	1.6	0.5	.412	.523
Career Highs	Pts: 12	Reb: 8	Ast: 5	Stl: 2	Min: 30		

## SO • G • 6-5 • 190 • Chicago, Ill. / Orr Academy HS

– Williams & Franklin are first Tech teammates from Chicago since John A. Adams & Rich Papes played together from 1960-62.  
– Led all Tech guards with a 41.5 field goal % as a freshman. | Represents the team's leading return in career dunks (6).  
– Helped Orr become just the fourth program in IHSA history to win at least 3-consecutive state titles (2017, 2018 & 2019).  
– Named to the Class 2A All-State Second Team following his senior season. | First name is pronounced *too-JUAN-tay*.



23

## AUSTIN HARVELL

	GP/GS	PPG	RPG	SPG	FG%	3FG%	FT%
20-21	23/22	5.7	3.9	0.8	.403	.355	.722
Career	23/22	5.7	3.9	0.8	.403	.355	.722
Career Highs	Pts: 14 Reb: 10 Ast: 2 Stl: 2 Min: 30						

## FR • F • 6-6 • 215 • Athens, Ala. / East Limestone HS

– Posted 1st career double-double with 12 pts, 10 reb at Northern Kentucky (12/3/20).  
– Earned Class 5A All-State First Team honors & was the Class 5A-7A Player of the Year as a junior, despite a summer injury.  
– Ranked the No. 6 recruit in Alabama by HoopSeen.com & was a 4-star recruit by Rivals & 247Sports in 2018.  
– Lettered 5 years in basketball, including his first 3 (8th, FR, SO) at Clements HS. | Last name is pronounced *har-VELL*.



30

## JAMAAL THOMPSON

	GP/GS	PPG	RPG	APG	FG%	3FG%	FT%
20-21	3/0	0.0	0.0	0.0	.000	.000	.000
Career	3/0	0.0	0.0	0.0	.000	.000	.000
Career Highs		Pts: -	Reb: -	Ast: -	Stl: -	Min: 1	

## JR • G • 5-10 • 185 • Hendersonville, Tenn. / ETSU

– Added to the Tech roster on Nov. 22. | Also a junior defensive back for the Tech football team (20 tkl / 1 FR in 2019).  
– The 1st Tech athlete to play basketball & football since Derrick Gray (1989-92), who signed with Cincinnati Benglas as a FA.  
– Founding member of Tech student organization C.O.D.E. (Center of Diversity Education) promoting unity through diversity.  
– Sat out his freshman football season at ETSU before transferring to Tech. | First name is pronounced *juh-MAHL*.



33

## SHANDON GOLDMAN

	GP/GS	PPG	RPG	APG	FG%	3FG%	FT%
20-21	23/11	7.6	4.3	1.5	.445	.340	.394
Career	48/11	5.1	3.5	1.0	.411	.325	.453
Career Highs	Pts: 20	Reb: 12	Ast: 8	Stl: 3	Min: 32		

## GR • F • 6-10 • 225 • Evansville, Ark. / UNI

– Sat out his senior season at UNI as a voluntary redshirt to preserve a season of eligibility as a graduate transfer.  
– Started career at Little Rock, transferred to Panola College for 2017-18 and then UNI for 2018-20.  
– Played in 20 games at UNI in 2018-19, averaging 3.5 pts & 3.2 rpg. | Earned Region XIV All-Conference HM honors at Panola.  
– Grew 10 inches from his freshman to senior years at Lincoln HS in Lincoln, Ark. | Nickname is "Biggie".