



AUSTIN PEAY

GOVERNORS BASKETBALL | 13-TIME OHIO VALLEY CONFERENCE CHAMPION | 2020 OVC PRESEASON PLAYER OF THE YEAR



COLBY WILSON
BASKETBALL CONTACT
E: wilsonrc@apsu.edu
P: 615-604-3803

2020-21 GAME NOTES | THE TENNESSEE STATE GAME

AUSTIN PEAY (5-3, 1-1) at TENNESSEE STATE (1-4, 0-2)
DECEMBER 30, 2020 ■ GENTRY CENTER ■ NASHVILLE, TENN.

THE MATCHUP



AUSTIN PEAY
2020-21 RECORD
5-3 ■ 1-1 OVC

LAST GAME

December 21, 2020
W, 74-70 vs Murray State
in Clarksville

HEAD COACH

Matt Figger
Eastern Kentucky (1995)
67-41 ■ 4th season at APSU
67-41 ■ 4 career seasons

LEADERS

Terry Taylor
■ 21.0 ppg, 11.0 rpg,
57.7 FG%, 87.0 FT%

Reginald Gee
■ 10.3 ppg, 3.3 rpg,
43.1 FG%, 43.3 3pt FT%

Mike Peake
■ 8.9 ppg, 5.1 rpg,
53.2 FG%, 78.3 FT%



TENNESSEE STATE
2020-21 RECORD
1-4 ■ 0-2 OVC

LAST GAME

December 22, 2020
L, 63-66 vs Chattanooga
in Nashville

HEAD COACH

Brian Collins
Belmont (2006)
28-40 ■ 3rd season at TSU
28-40 ■ 3 career seasons

LEADERS

Mark Freeman
■ 17.6 ppg, 3.6 rpg,
3.6 apg, 81.8 FT%

Shakem Johnson
■ 8.6 ppg, 6.8 rpg,
1.8 apg, 50.0 FG%

Marcus Fitzgerald Jr.
■ 8.0 ppg, 3.0 rpg,
1.5 apg, 1.3 spg

FASTBREAK

- After two meetings against Murray State—one a dispiriting loss, one an uplifting victory—Austin Peay State University men's basketball team will look to maintain the momentum from last week's win in their first meeting with Tennessee State to close out calendar year 2020.
- For the second year in a row, Terry Taylor was tabbed as the Ohio Valley Conference's Preseason Player of the Year, making him the first player in program history with back-to-back Preseason Player of the Year nods.
- Taylor stands among the elite in Division I in both scoring and rebounding; he's the only returning Division I player who was among the nation's top-25 in scoring (21.8 ppg) and rebounding (11.0 rpg) a year ago.
- Taylor was the only Division I player in the nation to lead his league in scoring and rebounding, at 21.8 points and 11.0 boards, respectively, a year ago, a feat he's presently on pace to replicate for 2020-21. He was one of four qualified Division I players averaging better than 20 points and 10 rebounds per contest last season.
- Jordyn Adams was the nation's fourth-leading scorer among freshman players at 17.4 ppg, a number that jumped to 19.6 ppg during OVC play.
- Over the summer, both Adams and Taylor put their names in for consideration for the NBA Draft before deciding to return to Clarksville.
- Through eight games, the Gobs have already tried three different starting lineups.
- The Gobs have lost three straight true road games in league play; the Gobs have not lost four straight league road games since a seven-game streak of losses spanning 2015-16.
- Carlos Marshall Jr., who scored eight of Tennessee State's final 19 points in the last meeting to help hand the Gobs their first league loss of the 2019-20 season, has yet to play this season due to a hip injury.

SCHEDULE

DATE	OPPONENT	TIME
Gulf Coast Showcase <i>Ft. Myers, Fla.</i>		
Nov. 25	vs. Omaha	W, 72-66
Nov. 26	vs. ETSU	W, 67-66
Nov. 27	vs. Abilene Christian	L, 72-80
Dec. 4	Carver College	W, 102-38
Dec. 8	at Murray State •	L, 57-87
Dec. 14	McKendree	W, 82-68
Dec. 15	Florida A&M	L, 70-76
Dec. 18	McNeese State	CCLD
Dec. 21	Murray State •	W, 74-70
Dec. 30	at Tennessee State •	8 p.m.
Jan. 2	Eastern Kentucky •	4 p.m.
Jan. 7	at SIUE •	1 p.m.
Jan. 9	at Eastern Illinois •	4 p.m.
Jan. 14	at UT Martin •	8 p.m.
Jan. 16	at Southeast Missouri •	5 p.m.
Jan. 21	Tennessee Tech •	7:30 p.m.
Jan. 23	Jacksonville State •	4 p.m.
Jan. 28	Belmont •	7:30 p.m.
Jan. 30	Tennessee State •	4 p.m.
Feb. 4	at Eastern Kentucky •	7 p.m.
Feb. 6	at Morehead State •	3 p.m.
Feb. 11	UT Martin •	7:30 p.m.
Feb. 13	Southeast Missouri •	4 p.m.
Feb. 18	SIUE •	7:30 p.m.
Feb. 20	Eastern Illinois •	4 p.m.
Feb. 25	at Tennessee Tech •	7:30 p.m.
Feb. 27	at Jacksonville State •	4 p.m.
OVC Basketball Championship <i>Evansville, Ind.</i>		
March 3	First Round	TBA
March 4	Quarterfinals	TBA
March 5	Semifinals	TBA
March 6	Championship	TBA

• OVC Game

INSIDE THE SERIES

The Series: This is the 80th meeting between APSU and the Tigers in a series dating back to 1962.

Series Streak: Tennessee State won the last meeting.

Last Meeting: The Tigers won, 70-68, February 6, 2020 in Nashville.

AUSTIN PEAY PROBABLE STARTERS




#1
Carlos Paez

Pts	6.9
Ast	3.6
Reb	2.4
FG%	43%
FT%	67%



#2
Tai'Reon Joseph

Pts	7.6
Reb	1.1
Ast	1.0
FG%	43%
3FG%	38%



#21
Terry Taylor

Pts	21.0
Reb	11.0
Stl	1.0
FG%	58%
FT%	87%



#12
Reginald Gee

Pts	10.3
Reb	3.3
FG%	43%
3FG%	43%
FT%	68%



#0
Elton Walker

Pts	4.3
Reb	2.6
Stl	0.9
Ast	0.5
FG%	56%

TODAY'S BROADCASTS

ipTV: ESPN+

Play-by-Play: Alex Gould
Analyst: CJ Eke

RADIO • GOVS SPORTS NETWORK (104.1 FM)

Play-by-Play: Brian Rives
Analyst: Eric Foister

GOVS ON THE WEB

LIVE STATISTICS

PeayStats.com

LIVE AUDIO

http://player.listenlive.co/41591/

LIVE VIDEO

WatchESPN



LETSGOPEAY.COM



/LETSGOPEAY



@LETSGOPEAY



@LETSGOPEAY

**WHAT YOU SHOULD KNOW**

Without Carlos Marshall Jr., the Tigers have relied heavily on sophomore Mark Freeman, and the 5-10 guard is putting up very good numbers—17.6 points, 3.6 rebounds, 3.6 assists and a tidy 43.8 mark from the floor. The key for Tiger head coach Brian Collins is finding a consistent second option until Marshall returns—as the Governors have learned during Jordyn Adams' absence, a reliable second playmaker can take a lot of focus off the primary guy and while Austin Peay has gotten consistent contributions from Reginald Gee, no Tiger has been able to showcase the same night-in, night-out consistency.

It can't have helped the Tigers that their season got off to such an uneven start—Tennessee State's first two games were cancelled and its third moved back two weeks, so the Tigers didn't even open play until Dec. 8 against Belmont; by that time, the Govs had already gotten four games in to open play.

Tennessee State's 1-4 record cannot be considered an indication of who they are as a team; opening the season with your crosstown rival, in a league game, is a recipe for disaster and aside from two losses to one of league's heavy hitters, the Tigers played IUPUI and Chattanooga to one possession in both meetings. While the overall shooting has seen an uptick over the course of its still-young season, Tennessee State's miseries beyond the arc have remained; the Tigers are last in the league from beyond the arc at 23.2 percent, and have failed to hit 30 percent from three in all four losses.

DEEPER MEANINGS

WHAT A WIN WOULD MEAN: Would be Austin Peay's first win in the Music City against any opponent since the 2016 Ohio Valley Conference Tournament Championship victory against UT Martin... would be Austin Peay's first win in the Gentry Center since Feb. 6, 2014... would give the Govs at least six victories before the New Year for the fourth consecutive season... would snap a three-game road losing streak for the Govs.

WHAT A LOSS WOULD MEAN: Would be Austin Peay's fourth consecutive loss in the Gentry Center... would drop the Govs to 1-2 or worse in league play for the first time since 2016-17... would give the Govs two league losses before the New Year for the first time since 2011... would give the Govs back-to-back losses to the Tigers for the first time since 2017-18.

LAST TIME VERSUS TENNESSEE STATE

Last season, the Tigers handed the Governors their first league loss in a 70-68 defeat at the Gentry Center, Feb. 6, 2020. The Govs trailed early and heavily before Terry Taylor—who scored 19 of his 23 points in the first half—took over to give the Govs a lift. Taylor was held to four points in the second half, but Jordyn Adams scored all 12 of his points after halftime and foul trouble helped the Govs make it a one-possession game for much of the remainder. However, Austin Peay failed to hit a shot from the floor over the final 6:12 and a Taylor half-court heave fell to the wayside as time expired.

VS. 2020-21 OPPONENTS**GOVS ALL-TIME****Non-Conference**

Abilene Christian	0-2
Carver College	1-0
ETSU	31-40
Florida A&M	0-1
McKendree	3-0
Omaha	1-0

Conference

Belmont	32-20
Eastern Illinois	35-19
Eastern Kentucky	64-53
Jacksonville State	22-6
Morehead State	56-56
Murray State	45-92
SIU Edwardsville	13-4
Southeast Missouri	42-22
Tennessee State	48-31
Tennessee Tech	71-74
UT Martin	77-31

VS. 2020-21 OPPONENTS**MATT FIGGER ALL-TIME****Non-Conference**

Abilene Christian	0-1
Carver College	1-0
ETSU	1-0
Florida A&M	0-1
McKendree	2-0
Omaha	1-0

Conference

Belmont	1-5
Eastern Illinois	6-2
Eastern Kentucky	3-1
Jacksonville State	4-0
Morehead State	5-0
Murray State	2-7
SIU Edwardsville	6-0
Southeast Missouri	6-0
Tennessee State	2-2
Tennessee Tech	2-2
UT Martin	6-0

TALE OF THE TAPE...

	APSU		TENNESSEE STATE	
	Overall	OVC	Overall	OVC
Scoring Offense	74.5	65.5	69.2	63.5
Scoring Defense	68.9	78.5	74.0	83.5
Field Goal %	45.8	43.1	42.5	39.2
FG% defense	48.3	59.6	41.8	47.4
Three-Point Field Goal %	32.9	35.1	23.2	23.4
3G% Defense	31.4	29.7	35.8	38.3
Free-throw %	71.2	66.7	61.9	59.5
Rebounds per game	34.2	28.0	37.2	31.5
Rebound margin	+3.1	-0.5	-3.0	-11.0
Assists per game	12.4	7.0	13.0	9.0
Turnover Average	16.5	16.0	16.2	17.5
Steals per game	7.5	4.5	7.0	7.0
Blocks per game	2.3	0.5	3.0	3.0



NUMERICAL ROSTER

NO.	NAME	POS.	HT.	WT.	CL.	EXP.	HOMETOWN/PREVIOUS SCHOOL(S)
0	Elton Walker	F	6-4	200	Jr.	TR	Miami, Fla. (Miami Dade College)
1	Carlos Paez	G	5-10	180	So.	1L	Naguanagua, Venezuela (Sunrise Chistian Acad.)
2	Tai'Reon Joseph	G	6-1	175	Fr.	HS	Baton Rouge, La. (Scotlandville Magnet HS)
4	Merdy Mongozi	C	6-10	235	Jr.	TR	Kinshasa, Congo (South Georgia Technical Coll.)
5	Jordyn Adams	G	6-3	200	So.	1L	Beaumont, Tex. (Silsbee HS)
10	Ibrahima Jarjou	F	6-8	225	Fr.	HS	Bignona, Senegal (Core4 Prep)
11	Corbin Merritt	F	6-8	240	R-Jr.	TR	Lloyd, Fla. (Oklahoma)
12	Reginald Gee	G	6-3	220	R-Gr.	RS	Houston, Tex. (Alabama State)
14	DJ Peavy	G	6-2	190	R-So.	TR	Cibolo, Tex. (Collin College)
15	Mike Peake	F	6-8	220	So.	TR	Chicago, Ill. (Georgia)
21	Terry Taylor	F	6-5	230	Sr.	3L	Bowling Green, Ky. (Bowling Green HS)
22	Alec Woodard	G	6-2	200	So.	1L	Rutledge, Ga. (Morgan County HS)
23	Jordan Burchfield	G	6-1	170	R-Fr.	TR	Rockvale, Tenn. (Trevecca)
24	Codey Bates	G	6-2	205	So.	1L	Memphis, Tenn. (Southwind HS)

ALPHABETICAL

NO.	NAME	POS.
5	Jordyn Adams	G
24	Codey Bates	G
23	Jordan Burchfield	G
12	Reginald Gee	G
10	Ibrahima Jarjou	F
2	Tai'reon Joseph	G
11	Corbin Merritt	F
4	Merdy Mongozi	C
1	Carlos Paez	G
15	Mike Peake	F
14	DJ Peavy	G
21	Terry Taylor	F
0	Elton Walker	G
22	Alec Woodard	G

PRONUNCIATION GUIDE

Players

Reginald Gee	Soft 'g'
Ibrahima Jarjou	ee-bruh-hee-muh Jar-Ju
Tai'Reon Joseph	tare-ee-on
Carlos Paez	pie-EZZ

Coaches

Treis Huggins	trace
Marqua McCuller	mar-KWAYe

COACHING & SUPPORT STAFF

NAME	POSITION	SEASON AT APSU	ALMA MATER, YEAR
Matt Figger	Head Coach	Fourth season	Eastern Kentucky, 1995
Rod Clark	Assistant coach	First season	Lindsey Wilson, 2005
Darryl Dora	Assistant coach	Second season	Texas Tech, 2007
Nikita Johnson	Assistant coach	Second season	West Georgia, 1989
Joe Cronn	Director of Ops / S&C Coach	Fourth season	Kansas State, 2006
Treis Huggins	Director of Admin. and Development	Fourth season	South Carolina, 2017
Addison Hollin	Video Coordinator	Second season	Western Kentucky, 2017
Joni Johnson	Head Athletic Trainer	30th season	Evansville, 1991
Daniel Feck	Graduate Assistant	Second season	Marshall, 2019
Marqua McCuller	Graduate Assistant	Second season	Austin Peay, 2015
Clinton Ham	Special Assistant	Fourth season	Austin Peay, 2012

QUICK FACTS

UNIVERSITY

Name of School.....Austin Peay State University
 Location Clarksville, TN 37040
 Founded..... 1927
 Enrollment 11,048
 Interim President.....Dannelle Whiteside
 Alma Mater, Year..... Arkansas-Pine Bluff, 2006
 Athletics Director Gerald Harrison
 Alma Mater, Year..... Tennessee, 2001
 School Colors..... Red and White
 Nickname..... Governors
 Affiliations NCAA Division I
 Ohio Valley Conference
 Ticket Office Phone 931/221-PEAY (7329)

FACILITY

Arena Name.....Winfield Dunn Center
 Basketball facilityDave Aaron Arena
 Basketball floor Dave Loos Court
 Capacity 5,522

ATHLETIC COMMUNICATIONS

Associate Director Colby Wilson
 Office phone.....931/221-6561
 Cell phone 615/604-3803
 Email wilsonrc@apsu.edu
 Director Cody Bush
 Office Phone.....931/221-7561
 Assistant Casey Crigger
 Office Phone.....931/221-6563
 Press Row Phone 931/221-7191
 Mailing Address.....PO Box 4515
 Clarksville, TN 37044
 Website LetsGoPeay.com

MEDIA INFORMATION

Radio Station..... ESPN Clarksville (104.1 FM)
 Contact PersonKatie Gambill
 Phone Number.....931/648-7720
 Play-by-Play Announcer.....Brian Rives
 Analyst Eric Foister

COACHING STAFF

Head Coach Matt Figger
 Alma Mater, Year..... Eastern Kentucky, 1995
 Record at APSU (yrs).....67-41 (fourth year)
 Career Record (yrs).....67-41 (fourth year)
 Office Phone.....931/221-7904
 Assistant Coach..... Rod Clark
 Alma Mater, year Lindsey Wilson, 2015
 Assistant Coach..... Darryl Dora
 Alma Mater, year Texas Tech, 2007
 Assistant Coach..... Nikita Johnson
 Alma Mater, year West Georgia, 1989
 Director of Operations/Strength Coach..... Joe Cronn
 Alma Mater, year Kansas State, 2006
 Director of Admin and Dev..... Treis Huggins
 Alma Mater, year South Carolina, 2017
 Video Coordinator..... Addison Hollin
 Alma Mater, year Western Kentucky, 2017
 Graduate Assistant Daniel Feck
 Alma Mater, year Marshall, 2019
 Graduate Assistant Marqua McCuller
 Alma Mater, year Austin Peay, 2015
 Special Assistant..... Clinton Ham
 Alma Mater, year Austin Peay, 2012
 Athletic Trainer Joni Johnson
 Office Phone.....931/221-6268

TEAM INFORMATION

Overall Record Last Year..... 21-12
 Home | Away | Neutral 14-0 | 5-10 | 2-2
 Conference Record (finish) 14-4/3rd
 Home | Away | Neutral 9-0 | 5-4 | 0-0
 Final ranking last year..... NA
 Letterwinners returning/lost 7/7
 Starters returning/lost..... 3/2

HISTORY

First Year of Men's Basketball..... 1929
 All-time Record 1238-1107
 Last NCAA Tournament appearance..... 2016
 Result lost to Kansas, 105-79
 Last Postseason NIT appearance 2007
 Results..... lost to Air Force, 51-75
 Last CollegeInsider.com appearance 2018
 Results..... lost to UIC, 81-83
 Last CBI Tournament appearance 2011
 Results lost to Boise State, 83-90
 Last OVC Tournament appearance 2020
 Results..... lost to Murray State, 61-73

40-POINT GAMES IN AUSTIN PEAY

HISTORY

51 James "Fly" Williams
 at Ga. Southern, Dec. 30, 1972
 51 James "Fly" Williams
 Tennessee Tech, Jan. 20, 1973
 46 Charles "Bubba" Wells
 at Morehead State, Feb. 25, 1997
 43 Jim Beshears
 Bethel, Feb. 9, 1961
 43 Percy Howard
 Bellarmine, Feb. 6, 1973
 43 Lawrence Mitchell
 Middle Tennessee, Jan. 12, 1987
 43 Lawrence Mitchell
 Eastern Kentucky, Feb. 7, 1987
 43 Lawrence Mitchell
 Morehead State, Feb. 9, 1987
 43 Charles "Bubba" Wells
 Morehead State, Feb. 28, 1997
 43 Derek Wright
 at Southeast Missouri, Jan. 29, 2008
 42 Howard Wright
 Tennessee Tech, Feb. 21, 1970
 42 James "Fly" Williams
 Texas-Pan American, Dec. 9, 1972
 42 Charles "Bubba" Wells
 vs. Air Force, Dec. 29, 1995
 42 **Terry Taylor**
at Morehead State, Feb. 16, 2019
 41 Jim Beshears
 Bethel, Feb. 7, 1962
 41 Larry Noble
 Carson-Newman, Dec. 7, 1970
 40 Jim Beshears
 at Belmont, Feb. 5, 1962
 40 Doug Stamper
 vs. Tennessee A&I, March 8, 1963
 40 James "Fly" Williams
 at Providence, Dec. 15, 1973
 40 Otis Howard
 Eastern Kentucky, Jan. 14, 1978
 40 Charles "Bubba" Wells
 Middle Tennessee, Jan. 23, 1997

H/T to SID Emeritus Brad Kirtley for the compilation of this list.

OVC PRESEASON HONORS

PRESEASON ALL-OVC

Jordyn Adams, Austin Peay

Jomaru Brown, Eastern Kentucky
 Tevin Brown, Murray State
 Jr. Clay, Tennessee Tech
 Tre King, Eastern Kentucky
 Carlos Marshall Jr., Tennessee State
 Grayson Murphy, Belmont
 Nick Muszynski, Belmont
 Mack Smith, Eastern Illinois
 Parker Stewart, UT Martin
Terry Taylor, Austin Peay
 Josiah Wallace, Eastern Illinois
 KJ Williams, Murray State

OVC Preseason Player of the Year

Terry Taylor, Austin Peay

PRESEASON POLL

Points

1. **Austin Peay (9 first-place votes)** **226**
 Murray State (10) 226
 3. Belmont (5) 214
 4. Eastern Kentucky 173
 5. Eastern Illinois 153
 6. Tennessee State 139
 7. Jacksonville State 124
 8. Morehead State 87
 9. Tennessee Tech 84
 10. UT Martin 80
 11. SIUE 48
 12. Southeast Missouri 30



2020-21 OVC STANDINGS

School	OVC	Overall
Belmont	2-0	8-1
Jacksonville State	2-0	6-2
UT Martin	1-0	3-2
SIU Edwardsville	1-0	3-4
Austin Peay	1-1	5-3
Murray State	1-1	4-3
Eastern Kentucky	1-1	7-2
Morehead State	1-2	4-6
Southeast Missouri	0-1	2-5
Tennessee State	0-2	1-4
Tennessee Tech	0-2	0-9
Eastern Illinois	0-0	3-4

OVC ODDS AND ENDS

ALL OVC CONTESTS SET FOR YEAR THREE ON ESPN+

All member institution games will air on ESPN+ for the 2020-21 season.. The terms of the deal over the previous two seasons have included national television contests on the ESPN family of networks, but those dates have yet to be announced for 2020-21.

NABC HONORS

In addition to the five-man NABC All-District honors, which saw Jordyn Adams and Terry Taylor earn distinction, six OVC players were named to the NABC's Honors Court and Belmont earned the Team Academic Excellence Award.

FOUR OVC ALUMS IN THE NBA'S ORLANDO BUBBLE

Four former OVC players were on NBA rosters when the league returned to action over the summer: Antonius Cleveland (Dallas/Southeast Missouri), Robert Covington (Houston/Tennessee State), Ja Morant (Memphis/Murray State) and Cameron Payne (Phoenix/Murray State).

OVC PLAYERS OF THE WEEK

Week	Player	Newcomer	Freshman
N30	Terry Taylor, APSU	Luke Smith, Belmont	Johni Broome, Morehead State
D07	Tre King, ECU	Eden Holt, UT Martin	Curt Lewis, ECU/JaCobi Wood, Belmont
D14	Luke Smith, Belmont	Luke Smith, Belmont	Johni Broome, Morehead State
D21	Terry Taylor, APSU	Skyelar Potter, Morehead State	JaCobi Wood, Belmont
D28			
J04			
J11			
J18			
J25			
F01			
F08			
F15			
F22			
M01			

KNOW YOUR FOE... FINDING OVC OPPONENT INFORMATION

School	SID	Website	Basketball Twitter	Radio Crew
Austin Peay	Colby Wilson	LetsGoPeay.com	@AustinPeayMBB	Brian Rives, Eric Foister
Belmont	Greg Sage	belmontbruins.com	@BelmontMBB	Kevin Ingram, Greg Sage
Eastern Illinois	Rich Moser	EIUPanthers.com	@EIUBasketball	Mike Bradd, Jack Ashmore
Eastern Kentucky	Steve Fohl	EKUSports.com	@EKUHoops	Greg Stotemyer
Jacksonville State	Tyler Brown	JSUGamecockSports.com	@JSU_MBB	Mike Parris
Morehead State	Matt Schabert	msueagles.com	@MSUEaglesMBB	Chuck Mraz
Murray State	Dave Winder	GoRacers.com	@RacersHoops	Neal Bradley, Kenny Roth
SIUE	Joe Pott	siuecougars.com	@SIUEMBB	Joe Pott
Southeast Missouri	Jeff Honza	GoSoutheast.com	@SEMOMBB	Erik Sean
Tennessee State	Ashley Fontenot	TSUTigers.com	@TSUTigersMBB	Greg Pogue, Albert Dawson
Tennessee Tech	Mike Lehman	TTUSports.com	@TTU_Basketball	Roger Ealey, Buddy Pearson
UT Martin	Ryne Rickman	UTMSports.com	@SkyhawkHoops	Tom Britt, Chris Brinkley, John Abel

GOVERNORS GAME NOTES

GAMES WITH 10 or FEWER TURNOVERS (SINGLE-SEASON SINCE 1999-00)

2018-19	13
2019-20	10
2006-07	9
2007-08	7
2008-09	7
2000-01	6
2003-04	6
2005-06	4
2016-17	4
2010-11	3
2013-14	3
1999-00	2
2001-02	2
2002-03	2
2014-15	2
2015-16	2
2017-18	2
2004-05	1
2009-10	1
2012-13	1
2020-21	0
2011-12	0

GOVS IN THE TIME OF COVID

For the 2020-21 season, Austin Peay State University athletics will allow approximately 35 percent capacity in the Dunn Center for home basketball events. There will be no lower bowl seating for fans during the season. The lower level will be limited to players, coaches, and game-day support staff only. Seats will be assigned to create a buffer between groups to ensure social distancing is

maintained. Students seating will be located in sections AA-BB for both men's and women's games. Masks or facial coverings are required to enter the Dunn Center. They must remain in place at all times unless eating or drinking. Failure to comply with any of these measures, by fans or media, could result in immediate expulsion from the arena.

STRONG STARTS

Every game Terry Taylor has played in as a Gov has seen him in the starting lineup; no surprise there, as he's been a three-time All-OVC performer. Chart One will track his ascent up the Austin Peay career starts list, while chart two will monitor his place on the consecutive starts list nationally.

Rank.	Player	Seasons	Starts
5.	Nick Stapleton	1998-02	110
6.	Kyle Duncan	2005-09	109
7.	Terry Taylor	2017-21	108
8.	Colby Pierce	2000-04	107
9.	Adrian Henning	2000-04	105

Rank.	Player (School)	Consecutive Starts
1.	Taveion Hollingsworth (WKU)	110
2.	Terry Taylor (Austin Peay)	108
3.	Colbey Ross (Pepperdine)	106
4.	Jon Williams (Robert Morris)	104
5.	Grant Golden (Richmond)	101

ON THE REBOUND

After an 87-57 loss at Murray State on Dec. 8, the Govs bounced back to win the Dec. 21 meeting in the Dunn Center in front of an ESPNU audience. Even in the context of one of college basketball's most storied rivalries, this was an anomaly marking the first time a team

lost by 30 or more points in one meeting and responded with a victory in the next meeting.

TT2K

With his final bucket in the Carver contest, Terry Taylor became the third player in Austin Peay history and 19th man in the history of the Ohio Valley Conference to record 2,000 career points. He now sets his sights on climbing the leagues career leaderboard in scoring, and is poised to pass some notable names along the way.

Rank.	Player (School)	Seasons	PTS
9.	Marcus Brown (MUR)	92-96	2236
10.	Earl Wise (TTU)	86-90	2196
11.	Terry Taylor (APSU)	17-21	2091
12.	Ralph Crosthwaite (EKU)	54, 56-59	2076
13.	Nick Stapleton (APSU)	98-02	2073

SCHEDULING QUIRKINESS

Due to the impact of COVID-19 on scheduling, oddities abound on schedules and its impact has reached one of college basketball's best rivalries. After playing three times over the final five weeks of the 2019-20 season, all after Feb. 12, the Govs and Racers will conclude the season's scheduled series for 2020-21 on Dec. 21, marking five times in calendar year 2020 the teams have met. Thanks to copious research at the NCAA level, it appears there will be three instances of teams meeting five times during 2020; Winthrop and USC Upstate recently completed the feat, while Georgetown and St. John's are scheduled to meet for the fifth time in 2020 one day before the final meeting between the



GOVS ON THE CAREER CHART

Points	Season	GP	Pts
1. Charles "Bubba" Wells	1993-97	105	2267
2. Terry Taylor	2017-	108	2091
3. Nick Stapleton	1998-02	116	2073
4. Drake Reed	2005-09	131	1991
5. Tom Morgan	1952-58	108	1850
6. Chris Horton	2012-16	125	1719
7. Otis Howard	1974-78	108	1718
8. Howard Wright	1967-70	73	1700
8. Wes Channels	2006-10	133	1700
10. Anthony Davis	2001-05	124	1645

Field Goals Made	Season	GP	FGM
1. Charles "Bubba" Wells	1993-97	105	870
2. Terry Taylor	2017-	108	810
3. Nick Stapleton	1998-02	116	758
4. Drake Reed	2005-09	131	745
5. Otis Howard	1974-78	108	723
6. Tom Morgan	1952-58	108	701
7. Howard Wright	1967-70	73	693
8. Chris Horton	2012-16	127	662
9. James "Fly" Williams	1972-74	54	632
10. Anthony Davis	2001-05	124	603

Field Goals Attempted	Season	GP	FGA
1. Tom Morgan	1952-58	108	1721
2. Charles "Bubba" Wells	1993-97	105	1667
3. Nick Stapleton	1998-02	116	1660
4. Howard Wright	1967-70	73	1593
5. Otis Howard	1974-78	108	1588
6. Terry Taylor	2017-	108	1489
7. Anthony Davis	2001-05	124	1435
8. Drake Reed	2005-09	131	1421
9. James "Fly" Williams	1972-74	54	1392
10. Wes Channels	2006-10	133	1343

3 Pointers Made	Season	GP	3GM
1. Joe Sibbitt	1994-98	118	319
2. Todd Babington	2004-07	130	251
3. Nick Stapleton	1998-02	116	244
4. Wes Channels	2006-10	133	226
5. Maurice Hampton	2002-06	126	193
6. Josh Robinson	2014-17	95	187
7. Zach Glotta	2015-19	130	185
8. Anthony Campbell	2008-12	113	181
9. Donald Tivis	1988-91	87	175
10. Travis Betran	2012-14	61	159
14. Terry Taylor	2017-	108	135
36. Jordyn Adams	2019-	38	65
49. Alec Woodard	2019	38	33
49. Carlos Paez	2019-	40	33

3 Pointers Attempted	Season	GP	3GA
1. Joe Sibbitt	1994-98	118	830
2. Todd Babington	2004-07	130	667
3. Nick Stapleton	1998-02	116	662
4. Wes Channels	2006-10	133	587
5. Josh Robinson	2014-17	95	524
6. Maurice Hampton	2002-06	126	514
7. Anthony Campbell	2008-12	113	507
8. Zach Glotta	2015-19	130	491
9. Donald Tivis	1988-91	87	489
10. Anthony Davis	2001-05	124	447
15. Terry Taylor	2017-	108	386
39. Jordyn Adams	2019-	38	172

Free Throws Made	Season	GP	FTM
1. Drake Reed	2005-09	131	476
2. Tom Morgan	1952-58	108	448
3. Charles "Bubba" Wells	1993-97	105	433
4. Chris Horton	2012-16	127	395
5. Jim Beshears	1959-62	60	386
6. Doug Stamper	1961-64	70	381

7. Josh Robinson	2014-17	95	373
8. Wes Channels	2006-10	133	362
9. Trenton Hassell	1998-01	84	346
10. Terry Taylor	2017-	108	336

Free Throws Attempted	Season	GP	FTA
1. Drake Reed	2005-09	131	694
2. Tom Morgan	1952-58	108	637
3. Chris Horton	2012-16	127	633
4. Charles "Bubba" Wells	1993-97	105	580
5. Will Triggs	2010-14	125	519
6. Wes Channels	2006-10	133	515
7. Jim Beshears	1959-62	60	506
8. Doug Stamper	1961-64	70	494
9. Terry Taylor	2017-	108	471
10. Lamonte Ware	1987-89,90-92	103	469

Total Rebounds	Season	Reb.
1. Tom Morgan	1952-58	1431
2. Chris Horton	2012-16	1261
3. Terry Taylor	2017-	1035
4. Otis Howard	1974-78	973
5. Drake Reed	2005-09	794
6. Reggie Crenshaw	1994-98	780
7. Tommy Brown	1988-91	765
7. John Fraley	2008-11	765
9. Ralph Garner	1973-77	757
10. Josh Lewis	2000-03	748

Total Assists	Season	Ast.
1. Norman Jackson	1974-78	637
2. Colby Pierce	1993-97	593
3. Derek Wright	2004-07	464
4. Caleb Brown	2007-10	391
5. Trenton Hassell	1998-01	375
6. Greg Franklin	1989-93	358
7. Nick Stapleton	1998-02	337
8. Wes Channels	2006-10	312
9. Anthony Davis	2001-05	286
10. Tom Santel	1969-72	277

Total Blocks	Season	Blks
1. Chris Horton	2012-16	325
2. Josh Lewis	2000-03	257
3. Reggie Crenshaw	1994-98	163
4. John Fraley	2008-11	128
5. Terry Taylor	2017-	111
6. Adrian Henning	2000-03	105
7. Joe Williams	1999-01	102
7. Lamonte Ware	1987-89,90-92	102
9. Charles "Bubba" Wells	1993-97	96
10. Zac Schlader	2002-06	79

Total Steals	Season	Stls
1. Derek Wright	2004-07	228
2. Colby Pierce	1993-97	195
3. Anthony Davis	2001-05	193
4. Lamonte Ware	1987-89,90-92	180
5. Donald Tivis	1988-91	179
6. Reggie Crenshaw	1994-98	165
7. Wes Channels	2006-10	164
8. Maurice Hampton	2002-06	160
9. Charles "Bubba" Wells	1993-97	139
10. Caleb Brown	2007-10	139
23. Terry Taylor	2017-	106

Govs and Racers. And 2021 promises to be even stranger, with the American-Loyola Maryland and Holy Cross-Boston U. matchups in the Patriot League scheduled for six meetings. These are the first recorded instances in Division I since 1970 (Oregon-Oregon State) when two opponents will meet five or more times in a calendar year.

A WHO'S-WHO WHO HASN'T

What may not be notable is the list of names Terry Taylor joined who reached the vaunted 2000-point, 1000-rebound mark during their collegiate career but the sheer amount of standout four-year players who never quite made it. They include former OVC studs Evan Bradds (Belmont), Robert Covington (TSU), Nick Mayo (EKU) Dylan Windler (Belmont), 1995 Wooden Award Winner and Final Four Most Outstanding Player Ed O'Bannon (UCLA) and longtime NBA standouts Shane Battier (Duke), Nick Collison (Kansas), Jared Dudley (Boston College), Danny Granger (Bradley/New Mexico), Draymond Green (Michigan State), Udonis Haslem (Florida) and Tayshaun Prince (Kentucky), to name but a few.

HONORS WEEK

Following the #BeachBubble Gulf Coast Showcase, Terry Taylor picked up a slew of honors. First, he was All-Tournament at the event; he was, naturally, OVC Player of the Week for the 13th time in his career. And he also earned College Sports Madness Mid-Major Player of the Week honors for his work in the Sunshine State.

HENSON HYPE

Both Terry Taylor and Jordyn Adams were named to the Lou Henson Award Preseason Watch List, given annually to the nation's top mid-major college basketball player by CollegeInsider.com. The pair were two of six Ohio Valley Conference players on the list, and make Austin Peay one of six programs with multiple players on the preseason watch list.

PERFECT PAIRING

A year ago, Jordyn Adams (Freshman) and Terry Taylor (Player) became the third set of teammates in OVC history to earn OVC Freshman and Player of the Year honors in the same campaign, joining UT Martin's Lester Hudson and Marquis Weddle (2007-08) and Tennessee State's Carlos Rogers and Monty Wilson (1993-94). In December, the duo were added to the Lou Henson Award Preseason Watch List by CollegeInsider.com.

JORDYN'S HOUSE

In the Dunn Center, Jordyn Adams was electric as a freshman, averaging 18.1 points on 44.8 percent shooting with a positive assist-to-turnover ratio. On the

GOVERNORS GAME NOTES

COLLEGEINSIDER.COM MID-MAJOR POLL (First-Place Votes)

1. Gonzaga (31)
2. Winthrop
3. Georgia State
4. Drake
5. Furman
6. BYU
7. Saint Mary's
8. Loyola Chicago
9. Liberty
10. Southern Illinois
11. Mercer
12. Belmont*
13. Chattanooga
14. South Dakota State
15. Wright State
16. New Mexico State
17. Toledo
18. Abilene Christian^
19. Missouri State
20. Bradley
21. San Francisco
22. Louisiana
23. Bowling Green
24. Southern Utah
25. UMBC

Receiving Votes: Vermont, Santa Clara, Little Rock, Northern Iowa, Murray State*, Eastern Kentucky*, Stephen F. Austin, UNGC, Ohio, Kent State, Akron, **Austin Peay**, Buffalo, Pacific, Marist, South Alabama, Stony Brook, Bryant, Iona, Norfolk State, Alabama A&M, Drexel, Grand Canyon, Hofstra, The Citadel

* - Ohio Valley Conference

^ - Austin Peay Opponent

road, those numbers dip to 16.3 points, 38.6 percent shooting and a negative-1.76 assist-to-turnover ratio.

ADAMS UNLEASHED

When Jordyn Adams went for 37 points against Tennessee State, he did more than set a career-high and threaten to become the first freshman to break 40 points since Fly Williams. He also tied Georgia phenom and future top overall NBA Draft pick Anthony Edwards for the Division I single-game high for a freshman in 2019-20. Adams and Taylor are the NCAA's first duo to score 37 or more points in a regulation contest since at least 1996-97. Adams also outscored Edwards, 15-9, in a Dec. 30, 2019 meeting in Athens.

BIG ROUNDS

When Terry Taylor pulled down rebound No. 5 at Murray State, it made him the first player in Austin Peay history with 2000 points and 1000 rebounds and

one of five players in OVC history to reach such a milestone. Forty players in Division I have reached such marks since 1992-93; just 14 have done so at or better than Taylor's career 54.0 percent shooting mark from the floor, including former Morehead State icon Kenneth Faried and Naismith Memorial Basketball Hall of Famer Tim Duncan.

BOARD MAN GETS PAID

Since CollegeBasketballReference.com began keeping track in 2009-10, 24 OVC players have 200 or more career offensive rebounds. Taylor ranks second on that list at 407; chart one below will track his progress up the list, while chart two shows the national offensive rebound leaders from that period through their careers and where Taylor ranks on that list.

Rank.	Player (School)	Seasons	ORB
1.	Chris Horton (APSU)	13-16	488
2.	Terry Taylor (APSU)	17-21	413
3.	Kenneth Faried (MOR)	10-11	348
4.	Christian Cunningham (JSU)	16-19	326
5.	Robert Covington (TSU)	10-13	306
Rank.	Player (School)	Seasons	ORB
17.	Willie Clayton (Char./GSU)	12-17	416
18.	Jordan Murphy (Minnesota)	16-19	415
19.	Terry Taylor (APSU)	17-21	413
20.	Joel Bolomboy (Weber St.)	13-16	412
21.	Ousmane Drame (Quinn.)	12-15	411

PRESEASON HYPE

In addition to his status as both the OVC's Preseason Player of the Year as annointed by the media as well as the coaches and SIDs, he also was tabbed to the Jerry West Award Preseason Watch List from the College Basketball Hall of Fame and the Lute Olson Award Pre-season Watch List by CollegeInsider.com.

CHARTING TERRY

Since 2000, nearly 300 NCAA Division I players have scored more than 2,000 points in their collegiate careers. Terry Taylor became the latest addition to that club during the Carver contest, Dec. 4. The below chart will track his progress up the list over 2020-21 season; with 26 contests in the regular season, Taylor's career 19.2 ppg average puts him on a trajectory to enter the top-40 ahead of the OVC Tournament.

Rank.	Player (School)	Seasons	Pts
150.	Jason Kapono (UCLA)	00-03	2095

BY THE NUMBERS

12TH	In April 2017, Matt Figger became the 12th head coach in APSU history.
1978	T. Taylor could become the 2nd player in program history with 2 OVC Player of the Year honors, joining O. Howard (77, 78).
9	Wins for the Gobs in January 2020, equaling the program record for a single month.
1	Player in program history with multiple preseason OVC Player of the Year honors - Terry Taylor (2019, 2020).
2	Transfers to Clarksville from Power Five schools in Corbin Merritt (Oklahoma) and Mike Peake (Georgia).
97	Number of games Terry Taylor has reached double figures in scoring in his first 108 appearances as a Gov.
2010	The win against Murray State on Dec. 21 was Austin Peay's first pre-Christmas league win since 2010.
18	Austin Peay's recently-snapped 18-game home winning streak was the second-longest in program history.
5	Ohio Valley Conference Tournament titles won in Austin Peay's history, most recently in 2016.

151. Jameer Nelson (St. Joes)	01-04	2094
152. Terry Taylor (APSU)	17-21	2091
153. Alex Francis (Bryant)	11-14	2085
154. Dominique Morrison (ORU)	09-12	2080

A NEW HOME

Beginning in 2022, Austin Peay basketball will have a new home when the Multi-Purpose Event Center (MPEC) completes construction. The MPEC (official name still pending) will house both basketball programs and play host to concerts and other local events while breathing new life into the downtown area. Ground was broken on the facility in November, after the 30-year lease was signed in October.

TERRY TAYLOR AMONG ACTIVE DIVISION I LEADERS

Category	Number	NCAA Overall Rank	NCAA Senior Rank	OVC Active Rank
Total Rebounds	1035	1st	1st	1st
Total Field Goals	810	1st	1st	1st
Double-Doubles	48	1st	1st	1st
Total Points	2091	2nd	2nd	1st
Field Goal Percentage	54.4	39th	28th	3rd
Field Goal Attempts	1489	3rd	3rd	1st
Points Per Game	19.4	4th	2nd	1st
Rebounds Per Game	9.6	3rd	2nd	1st

GOVERNORS GAME NOTES

GOVS GOING PRO

After Wesley Channels and Derek Wright hung it up for the last time as pros, seven Govs are or have dotted the lineup of a professional international team in 2019-20. Chris Horton was named to the Ligue Nationale de Basket All-Star game as a representative for Cholet during the 2019-20 campaign before moving to Gravelines.

- **Chris Horton** (France / Gravelines)
- **Kenny Jones** (Argentina / Atenas)
- **Jabari McGhee** (Portugal / Barrerense)
- **John Murry** (Germany / Grevenbroich)
- **Chris Porter-Bunton** (Britain / Plymouth)
- **Drake Reed** (France / Saint-Quentin)
- **Averyl Ugba** (Ukraine / Ternopil)

HISTORIC DUO

Pick any high-scoring duo from recent Austin Peay memory—Drake Reed and Wesley Channels, Chris Horton and Josh Robinson, Nick Stapleton and Trenton Hassell. In recorded digital archives dating back to 1999-00—in fact, since Dec. 2, 1972 when Eddie Childress scored 35 and James Williams had 34 against Western Carolina, shoutout to SID emeritus Brad Kirtley for the assist—no Austin Peay teammates had scored 30 points in the same game until Taylor and Adams each reached the mark against Alabama State. The duo are one of four returning teammate tandems to average more than 35 combined points per game a year ago.

Rank.	Average
1. UT San Antonio	45.6
J. Jackson (26.8) and K. Wallace (18.8)	
2. Austin Peay	39.2
T. Taylor (21.8) and J. Adams (17.4)	
3. Iowa	38.0
L. Garza (23.7) and J. Wieskamp (14.3)	
4. IUPUI	37.9
M. Burk (21.3) and J. Minnett (16.6)	

McCain DEPARTS

Silsbee, Texas native Devon McCain left the program following the conclusion of the #BeachBubble Gulf Coast Showcase. McCain, who suffered a knee injury which cost him the entirety of the 2019-20 season, saw action in three games, averaging seven minutes per outing.

FIRST SIGNS

Two additions have been made to the roster for the 2021-22 season during early signing period. Floor general Ismail Habib of Chicago will join the Govs following a senior season at national power Bishop Walsh in the newly-formed National Interscholastic Basketball League; he was a consensus All-City performer last season for Lincoln Park High in the Windy City. RayQuan Taylor will add size out of G.W. Carver in Montgomery, Alabama; the rim-protector blocked a school-record 153 shots as a junior, in addition to 17 points and 12 boards per night as befitting an All-State selection.

TAYLOR VS. TOP FOES AS A GOV

Ever since making his Austin Peay debut with a team-high 15 points at Vanderbilt, Terry Taylor has made a habit of performing well against the best competition. Below marks Taylor's results against Power Five and eventual league champions and NCAA Tournament participants in years Taylor squared off against them.

Opponent	Points	Reb (O-D-T)	FG	3PT FG	FT	BLK	STL
Vandy (11/10/17)	15	1-2-3	5-10 (50.0)	2-3 (66.7)	3-5 (60.0)	0	1
Virginia (11/13/17)	4	1-3-4	1-1 (100.0)	0-0 (0.0)	2-4 (50.0)	0	0
UNCA (11/19/17)	29	7-3-10	9-17 (52.9)	0-2 (0.0)	11-15 (73.3)	2	0
OK State (11/29/17)	15	8-3-11	6-13 (46.2)	1-2 (50.0)	2-2 (100.0)	1	0
Illinois (12/6/17)	13	3-4-7	6-13 (46.2)	1-4 (25.0)	0-0 (0.0)	0	1
Murray State (2/8/18)	13	1-3-4	5-11 (45.5)	1-2 (50.0)	2-2 (100.0)	1	0
Murray State (2/24/18)	24	1-4-5	8-15 (53.3)	5-7 (71.4)	3-6 (50.0)	1	0
Miss. State (11/9/18)	15	6-4-10	6-15 (40.0)	1-4 (25.0)	2-4 (50.0)	1	0
Campbell (11/18/18)	17	3-7-10	8-12 (66.7)	0-2 (0.0)	1-1 (100.0)	1	3
Campbell (12/21/18)	8	3-2-5	4-6 (66.7)	0-2 (0.0)	0-0 (0.0)	0	0
Liberty (12/22/18)	32	1-1-2	12-17 (70.6)	4-7 (57.1)	4-4 (100.0)	2	0
Arkansas (12/28/18)	8	4-6-10	3-9 (33.3)	0-4 (0.0)	2-2 (100.0)	0	1
Belmont (1/26/19)	23	2-6-8	10-20 (50.0)	3-7 (42.9)	0-0 (0.0)	0	3
Murray State (2/14/19)	25	3-5-8	10-17 (58.8)	2-4 (50.0)	3-4 (75.0)	0	0
Murray State (3/2/19)	23	2-6-8	8-14 (57.1)	4-8 (50.0)	3-3 (100.0)	0	1
Belmont (3/8/19)	8	2-9-11	3-7 (42.9)	1-4 (25.0)	1-3 (33.3)	3	0
Tulsa (11/16/19)	22	4-7-11	7-15 (46.7)	2-6 (33.3)	6-7 (85.8)	0	2
Vandy (11/20/19)	13	2-5-7	4-15 (26.7)	3-8 (37.5)	2-6 (33.3)	2	0
Arkansas (12/3/19)	30	2-4-6	9-16 (56.3)	1-5 (20.0)	1-1 (100.0)	0	1
North Fla. (12/7/19)	20	4-8-12	8-12 (66.7)	1-2 (50.0)	3-4 (75.0)	3	2
West Va. (12/12/19)	19	3-3-6	9-17 (53.8)	0-4 (0.0)	1-5 (20.0)	1	1
Georgia (12/30/19)	18	5-4-9	7-16 (43.8)	0-2 (0.0)	4-10 (40.0)	1	0
Belmont (1/25/20)	13	7-10-17	5-10 (50.0)	1-4 (25.0)	2-2 (100.0)	1	1
Belmont (2/8/20)	26	8-15-23	11-20 (55.0)	2-6 (33.0)	2-5 (40.0)	0	2
Murray State (2/13/20)	16	2-12-14	8-18 (44.4)	0-5 (0.0)	0-0 (0.0)	1	2
Murray State (2/29/20)	9	3-7-10	3-10 (30.0)	0-3 (0.0)	3-8 (37.5)	2	0
Murray State (3/6/20)	27	6-8-14	12-25 (48.0)	2-6 (33.3)	1-5 (20.0)	0	1
TOTALS	465	94-145-239	186-371	32-112	59-107	23	22
Per Game / % (27 G)	17.2	3.5-5.4-8.9	50.1%	28.6%	55.1%	0.9	0.8

TV TIME

Austin Peay will host Murray State in an 8 p.m., Monday, Dec. 21 contest in the Dunn Center which will be broadcast to a national audience on ESPNU. This marks the fourth consecutive year that at least one of the Austin Peay-Murray State battles has been picked up by a national network, and the third straight year one of the linear ESPN channels has done the honors.

MEDIA INFORMATION

INTERVIEWS: All interview requests should be submitted to the APSU Athletic Communications office. Interviewing a player or coach without the knowledge or presence of an APSU Athletic Communications employee could result in the loss of credential. **DUE TO COVID-19, THERE WILL BE NO IN-PERSON INTERVIEWS THIS SEASON.**

HEAD COACH: Head coach Matt Figger typically will be available during the week for interview.

- **PLAYERS:** All interviews with players will take place before or after practice. No interviews will be granted following the shoot-around on the day of a game. Media should request players at least 24 hours in advance. Under no circumstances are basketball players to be contacted directly by the media.
- **PRE-GAME:** Head coach Matt Figger often will be unavailable for interview during game day.
- **POST-GAME:** After a brief cooling period and going on-air for his post-game radio show, APSU head coach Matt Figger will visit with media. Players will meet with media while Figger is at radio; provide a list of names to Colby Wilson or another member of the sports information for post-game interviews.

ON THE WEB: Notes, statistics and schedules on Governors Basketball may be found on the internet at www.LetsGoPeay.com, Austin Peay State University's official athletics Web site. APSU's media guide also is available online only. Information on OVC basketball is accessible on the internet at OVCSports.com.

CREDENTIALS & PARKING: For games at the Dunn Center, contact Colby Wilson at wilsonrc@apsu.edu at least 24 hours prior to the game.

APSU ATHLETIC COMMUNICATIONS STAFF

Cody Bush	Director of Athletic Communications	bushc@apsu.edu	931-221-7561
Colby Wilson*	Assoc. Director of Athletic Comm.	wilsonrc@apsu.edu	931-221-6561
Casey Crigger	Athletic Communications Assistant	criggerc@apsu.edu	931-221-6563
Office Phone: (931) 221-7561		*-main Men's Basketball contact	
Office Fax: (931) 221-7562			

Mailing Address:
APSU Sports Information Office
P.O. Box 4515
Clarksville, TN 37044

Shipping Address:
APSU Sports Information Office
681 Summer Street
Clarksville, TN 37040

THE LAST TIME...

APSU Player 40+ points

Terry Taylor (42), at Morehead State (2/16/19)

APSU Player 30+ Pts

Terry Taylor (30), Murray State (12/21/20)

Opponent 30+ Pts

Quintin Dove (30), UT Martin (1/4/20)

APSU two players 30+ Pts

Jordyn Adams (37), Terry Taylor (37), Tennessee State (1/23/20)

APSU three players 20+ points

Chris Horton (30), Josh Robinson (25), Jared Savage (21) vs. Belmont (3/4/16)

APSU freshman 25+ points

Jordyn Adams (27), at Murray State (2/29/20)

APSU 20+ points in half

Terry Taylor (22, second half), Murray State (12/21/20)

APSU 6+ players in double figures

Gee (20), Peake (14), Walker (13), Woodard (12), Taylor (10), Paez (10), Carver (12/4/20)

APSU five players in double figures

Gee (20), Peake (14), Walker (13), Woodard (12), Taylor (10), Paez (10), Carver (12/4/20)

APSU 3 reserves in double figures

Gee (20), Woodard (12), Paez (10), Carver (12/4/20)

APSU 15+ rebounds

Terry Taylor (16), vs ETSU (11/26/20)

APSU 2 rebounders in double figures

Terry Taylor (12) and Eli Abaev (10), vs. Eastern Illinois (3/5/20)

APSU 3 rebounders in double figures

Edmondson (11), Triggs (11), Fraley (10), Eastern Illinois (2/24/11)

APSU 10+ assists

Dayton Gumm (10) Oakland City (11/6/18)

APSU 2 players with 6+ assists

Carlos Paez (7), Antwuan Butler (6), Tennessee State (1/23/20)

APSU 5+ steals

Eli Abaev (5), at Tennessee Tech (1/6/20)

APSU 6+ 3-pointers

Terry Taylor (6), Tennessee State (1/23/20)

APSU 5+ 3-pointers in half

Jordyn Adams (6) at UT Martin (1/18/20)

APSU 5+ blocks

Kenny Jones (5) Lipscomb (12/20/16)

APSU player with a double-double

Terry Taylor (30 points, 13 rebounds), Murray State (12/21/20)

APSU player with 20+ points and rebounds

Terry Taylor, 26 points, 23 rebounds at Belmont (2/8/20)

APSU player with a triple-double

Chris Horton, 15 points, 13 rebounds, 10 blocks, Berea (11/16/14)

Two APSU players with a double-double

Terry Taylor (20 points, 12 rebounds), Eli Abaev (11 points, 11 rebounds), Morehead State (2/27/20)

APSU made 12 or more 3FGs

14, Tennessee State (1/23/20)

APSU scored 100+ points

Carver, W 102-38, (12/4/20)

Opponent scored 100+ points

Murray State, L 102-58, (2/11/17)

APSU won in overtime

at Troy (11/29/18)

APSU lost in overtime

at Eastern Illinois (Feb. 22, 2020)

APSU won in double OT

Southeast Missouri, 67-64, 2/05/00

APSU lost in double OT

Morehead State, 90-88, 2/19/14

Last APSU player to hit game-winning shot in final second.

Travis Betran (buzzer), 84-81, Morehead State (1/9/12)



0 • Elton Walker
6-4, 200, Jr., F
Miami, Fla.



1 • Carlos Paez
5-10, 180, So., G
Naguanagua, Venezuela




2 • Tai'Reon Joseph
6-1, 175, Fr., G
Baton Rouge, La.



4 • Merdy Mongozi
6-10, 235, Jr., C
Kinshasa, Congo




5 • Jordyn Adams
6-3, 200, Fr., G
Silsbee, Tex.



10 • Ibrahima Jarjou
6-8, 225, Fr., F
Bignona, Senegal




11 • Corbin Merritt
6-8, 240, R-Jr., F
Lloyd, Fla.




12 • Reginald Gee
6-3, 220, Gr., G
Houston, Tex.




14 • DJ Peavy
6-2, 190, R-So., G
Cibolo, Tex.



15 • Mike Peake
6-8, 220, So., F
Chicago, Ill.



21 • Terry Taylor
6-5, 230, Jr., G/F
Bowling Green, Ky.



22 • Alec Woodard
6-2, 200, Fr., G
Rutledge, Ga.



23 • Jordan Burchfield
6-1, 170, R-Fr., G
Rockvale, Tenn.



24 • Codey Bates
6-2, 205, So., G
Memphis, Tenn.



Matt Figger
Head Coach
Fourth season



Rod Clark
Assistant Coach
First season



Darryl Dora
Assistant Coach
Second season



Nikita Johnson
Assistant Coach
Second season



Joe Cronn
Dir. of Ops/S&C Coach
Fourth Season



STAT RANKINGS (as of December 29, 2020)

OHIO VALLEY CONFERENCE (Top 15)

Scoring	Terry Taylor	1st	21.0
Rebounding	Terry Taylor	1st	11.0
Field Goal Pct.	Terry Taylor	10th	57.7
	Mike Peake	14th	53.2
Assists	Carlos Paez	8th	3.6
Free-Throw Percentage	Terry Taylor	t-2nd	87.0
	Mike Peake	9th	78.3
Three-Point FG%	Reginald Gee	9th	43.3
Three-Point FG	Reginald Gee	13th	1.6
Blocks	Mike Peake	t-8th	1.0
Assist-to-Turnover Ratio	Carlos Paez	11th	1.3
Offensive Rebounds	Terry Taylor	1st	4.6
Defensive Rebounds	Terry Taylor	2nd	6.4
Minutes	Terry Taylor	1st	36.0
	Carlos Paez	15th	28.9

NCAA Individual (Top 100)

Points Per Game	Terry Taylor	24th	21.0
Field Goal Percentage	Terry Taylor	69th	57.7
Free-Throw Percentage	Terry Taylor	74th	87.0
Rebounds Per Game	Terry Taylor	11th	11.0
Total Points	Terry Taylor	20th	168
Total Rebounds	Terry Taylor	10th	75
Double-Doubles	Terry Taylor	3rd	6
Total Field Goals Made	Terry Taylor	4th	71
Total Field Goal Attempts	Terry Taylor	23rd	123
Offensive Rebounds Per Game	Terry Taylor	3rd	4.62
Defensive Rebounds Per Game	Terry Taylor	61st	6.38
Minutes Per Game	Terry Taylor	35th	35:55

NCAA Team (Top 100)

Offensive Rebounds Per Game	35th	13.38
Steals Per Game	97th	7.5
Total Steals	70th	60
Turnover Margin	99th	2.1
Turnovers Forced	19th	18.62

RECAPING THE MURRAY STATE GAME

CLARKSVILLE—Another chapter in the books. This was one of the best, from an Austin Peay perspective.

Austin Peay rallied from a double-digit deficit to knock off Murray State in a 74-70 affair. The Govs bounced back from an earlier loss to the Racers by shaking off whatever early-season malaise might have plagued the Govs in Murray and head into the holidays with a statement win.

Two players kept the Govs in the game in the first half—Tai'Reon Joseph and Terry Taylor. Joseph spread his contributions out during the opening 20 minutes, nailing a three for Austin Peay's first points, answering a KJ Williams three-point play with his second triple and then stopping a run to cut the deficit back to single digits with 5:30 to play in the half.

Taylor made sure the half ended on a high note for the Govs. After being held in check insofar as opponents are able to hold the reigning OVC Player of the Year in check, Taylor nailed threes on back-to-back possessions, his second well into NBA range, which helped Austin Peay cut it to a 39-33 deficit at halftime.

In the second half, Taylor took over and proved why he will go down as one of the best to ever put on an Austin Peay uniform.

At the 12:21 mark in the second half, the Racers led by 10 after a Daquan Smith layup. Not quite four minutes later, a DJ Peavy three-pointer had drawn the Govs within a point to end an 11-2 Austin Peay run that leaned heavily on Taylor (six points) and Peavy (five). At the 7:01 mark, a Taylor floater put the Govs up for good; they just didn't know it yet.

They didn't know that Taylor would score 10 of Austin Peay's final 15 points, that Murray State would hit just two shots from the floor and commit three turnovers in the final five minutes and change of the game. All anyone knew, in



Official Basketball Box Score - Final
Murray St. at Austin Peay
12/21/20 Winfield Dunn Center, Clarksville
2020-21 Men's Basketball

Game Time: 9:00 PM
Game Duration: 2:17
Attendance: 502

Officials: Bret Smith, Andrew Walton, Shane Staggs

Murray St. - 70

Record: 4-3 (1-1)

NO.	Name	Min	FG	3P	FT	Rebounds	Fouls	TP	AS	TO	ST	Blocks	BS	BA	+/-		
			M-A	M-A	M-A	OR	DR	TOT	PF	FD							
00	Demond Robinson	F 21:30	1-1	0-0	0-0	1	2	3	4	0	2	1	5	0	0	-10	
23	KJ Williams	F 29:31	5-5	0-0	3-3	1	2	3	4	5	13	1	1	0	0	8	
10	Tevin Brown	G 37:35	8-14	1-7	1-2	0	3	3	4	3	18	5	5	1	1	0	-5
14	Justice Hill	G 30:44	5-10	2-4	5-7	0	3	3	1	6	17	3	2	3	0	1	-11
22	Brion Whitley	G 18:56	1-3	0-2	0-0	0	1	1	2	0	2	0	1	1	0	0	3
2	Chico Carter, Jr.	G 09:16	1-3	0-1	0-0	0	1	1	2	0	2	1	3	2	0	0	7
13	Devin Gilmore	G 27:00	3-4	0-0	0-0	2	4	6	3	1	6	0	0	1	0	0	-4
1	DaQuan Smith	G 23:29	4-7	0-3	2-2	0	2	2	3	2	10	0	1	1	0	0	-6
32	Nicholas McMullen	G 01:59	0-0	0-0	0-0	0	1	1	0	0	0	1	0	0	0	0	-2
Team						0	0	0	0	0	0						
Totals			28-47	3-17	11-14	4	19	23	23	17	70	12	18	10	1	1	-4

Shooting By Period	1st	2nd	3rd	4th	OT
FG%	15-24	62.5%	3-9	33.3%	
3PT%	3-9	33.3%	6-7	85.7%	
FT%	13-23	56.5%	0-8	0.0%	
GM FG%	28-47	59.6%	3-17	17.6%	
3PT%	11-14	78.6%			
FT%					

Dead Ball Rebounds: 2-0

Technical Fouls: NONE

Austin Peay - 74

Record: 5-3 (1-1)

NO.	Name	Min	FG M-A	3P M-A	FT M-A	Rebounds OR DR	Fouls PF TT	TP	AS	TO	ST	Blocks BS BA	+/-				
0	Elton Walker	F 16:24	1-2	0-0	1-2	1 1	2 0	1 6	30	0	2	1 0	0 0				
21	Terry Taylor	F 40:00	11-20	2-5	6-7	6 7	13 1	6 3	0	3	1	0 1	0 4				
1	Carlos Paez	G 31:48	3-6	0-1	1-2	0 4	4 2	3 7	3	2	1	0 0	0 7				
2	Tai'Reon Joseph	G 28:21	3-8	3-6	1-2	0 1	1 1	2 10	1	3	2	0 1	1 1				
12	Reginald Gee	G 21:21	3-6	1-2	1-2	0 0	0 1	3 8	1	2	0	0 0	-3				
11	Corbin Merritt	G 04:13	1-2	0-0	0-0	1 0	1 2	0 2	0	2	0	0 0	-2				
15	Mike Peake	25:14	1-5	0-1	0-0	2 1	3 4	2 2	1	1	0	0 0	3				
22	Alec Woodward	12:17	0-3	0-2	1-2	2 0	2 4	1 1	1	0	1	0 0	-1				
14	DJ Peavy	20:22	3-4	1-1	4-6	2 1	3 2	5 11	0	1	2	0 0	11				
Team						1	1	2	0	1							
Totals			26-56	7-18	15-23	15	16	31	17	23	74	10	15	7	1	1	4

Technical Fouls: NONE

	MSU	APSU	Points from Turnovers	MSU	APSU	Period by Period Scoring
Biggest lead	10 (1st 8:45)	4 (2nd 2:46)	17	22		1st 2nd TOT
Best Scoring Run	8 (2nd 12:21)	6 (1st 2:12)	46	30		MSU 39 31 70
Lead Changes	2		0	11		APSU 33 41 74
Times Tied	1		7	7		
Time with Lead	29:48	09:24	18	16		

real time, was that Austin Peay's plan of throwing the ball to Terry Taylor and letting him make magic could not be stopped.

The Govs scored 41 points in the second half, with 22 coming from the left hand of Taylor, in a variety of ways. Spin moves in the lane. Floaters over the outstretched hands of opposing defenders. The full combo move of Taylor moves were on display; if he retains his status as OVC Player of the Year, this will be one of the signature games people remember.

MATT FIGGER

Position: Head Coach • **Alma Mater:** Eastern Kentucky, 1995

Experience: Fourth Season • **Career Record:** 67-41

at Austin Peay: Fourth Season • **Career Record:** 67-41



2017-18 Ohio Valley Conference Coach of the Year Matt Figger built on an outstanding first season in Clarksville and led the Govs to new heights in his second season. Now heading into Year Four, with the league's top 1-2 punch at his disposal, Figger has the Govs poised for greatness.

With Terry Taylor playing at an OVC Player of the Year level and Jordyn Adams the nation's No. 4 scorer among freshmen, Figger's Govs reached the OVC Tournament semifinals for the third straight season for the first time since 2009. Austin Peay has enjoyed 39 league wins under his tutelage, its most in a three-year stretch since 2008-10 era, and his .620 winning percentage is the best three-year start by a Governor head coach in program history.

In his second season, the Govs reached 20 victories for the first time since 2010-11, winning the in-season St. Pete Shootout and again advancing to the OVC Tournament semifinals—the second time in as many years under Figger and third time in four years overall. The Governors success in the OVC made Figger the first Austin Peay coach with double-digit conference wins in his first two seasons and put the Govs over the 10-win plateau in league play in back-to-back years for the first time since 2009-10 and 2010-11. The Govs built a successful season in a hurry, reaching 20 wins in fewer games than any APSU team since 2003-04 and at the earliest date by an Austin Peay squad since 1977.

Under Figger's tutelage, the Governors made one of the NCAA's largest defensive turnarounds in 2017-18; Austin Peay went from allowing 83.8 points per game (ppg) the previous season to 71.2 ppg in 2017-18, with the -12.6 drop in points per game the second-largest in the nation behind only Central Michigan (-16.1 ppg). Some of those single-game milestones included holding Alabama A&M to 47 points on Dec. 2—the first time APSU held an opponent below 50 points since Brescia in 2010 and the first Division I foe the Govs held below 50 since 2008 against Samford.

Overall, Figger's defensive unit held seven opponents below 60 points during the regular season, winning all seven contests; Austin Peay had held just seven opponents below 60 points in the previous four seasons combined.

The Govs under Figger proved to be a pesky defensive unit, winning the turnover margin by double-digits on three occasions and forcing an average of 23.6 turnovers per game from Nov. 16 (Oakland City) to Dec. 6 (Illinois). And when injuries and illness took a toll, Figger proved he could do more with less, winning late-January contests against Eastern Kentucky and Morehead State despite dressing just nine players.

On Thursday, April 6, 2017, Figger was introduced as the 12th head men's basketball coach in Austin Peay State University history, coming to Austin Peay on the heels of a whirlwind Final Four run as the associate head coach and recruiting coordinator under Frank Martin at South Carolina. The Gamecocks were the East Region champion, taking down Marquette, Duke, Baylor and Florida on the way to Phoenix.

After arriving at South Carolina in 2012, Figger assisted Martin in the revival of a program that hadn't enjoyed a 20-win season since 2008-09, had not advanced to an NCAA Tournament since 2003-04 and had not won an NCAA Tournament game since 1973. After winning 14 games the first two seasons in Columbia, Figger and Co. broke .500 for the first time in 2014-15, finishing 17-16, then won 25 games and reached as high as No. 19 in the Associated Press Top-25 poll last season.

In case you somehow missed it, the Gamecocks became NCAA Tournament darlings in March 2017. After bowing out to Alabama in the SEC Tournament quarterfinals, the seventh-seeded Gamecocks thrashed Marquette, 93-73, in the opening round of the NCAA Tournament, erased a double-digit lead to score a mighty upset of second-seeded Duke to advance to the Sweet 16 and toppled Baylor 70-50 to advance to the East Region championship game against fellow SEC foe Florida.

Trailing at halftime for the third time during the NCAA Tournament, the Gamecocks shut down the Gators three-point assault in the second half and fed SEC Player of the Year Sindarius Thornwell—a find of Figger's in his capacity as Martin's recruiting coordinator—for a game-high 26 points and East Regional Most Outstanding Player honors. The Gamecocks were finally knocked out of the tournament by West top seed and top-ranked Gonzaga in the Final Four.

Two players on the Gamecocks Final Four squad got their NBA chance in June 2017—Thornwell, the 48th overall selection in the NBA Draft, with the Los Angeles Clippers via draft night trade with Milwaukee, and PJ Dozier, who inked a free-agent deal with the Los Angeles Lakers.

Figger served on Martin's staff dating back to 2007, Martin's first season at Kansas State. In his decade on Martin's staff, Figger served in a variety of roles, assuming the associate head coach role in 2013-14 upon Brad Underwood's departure for Stephen F. Austin.

At Kansas State, Figger was on a staff that secured at least 21 wins and finished fifth or better in the Big 12 each season. In his first season on staff, Kansas State won its first NCAA Tournament game since 1988 after posting a 20-win season—just its fourth since 1990. The 2009-10 team won a school-record 29 games and appeared in the programs first Elite Eight in over two decades, defeating six ranked opponents along the way and finishing the year ranked seventh in both the Associated Press and ESPN/USA Today Coaches Top-25 polls.

At both Kansas State and South Carolina, Figger served as recruiting coordinator. He inked two McDonald's All-Americans at Kansas State, including Michael Beasley, who would earn National Freshman and Player of the Year in 2008 before becoming a first-round pick in the NBA Draft. Beasley was one of four All-Americans—along with Denis Clemente, Jacob Pullen and Bill Walker—tutored by Figger at Kansas State.

FIGGER YEAR-BY-YEAR

Year	School	Overall Record	Pct.	Conference Record	Season Pct.	Finish	Tourney Finish	Postseason	Awards/Notes
2017-18	Austin Peay	19-15	.559	12-6	.667	3rd	1-1; Semis	CIT; 1-1	12th HC in APSU history; OVC COY
2018-19	Austin Peay	22-11	.667	13-5	.722	4th	1-1; Semis		Won 2018 St. Pete Shootout
2019-20	Austin Peay	21-12	.636	14-4	.778	3rd	1-1; Semis		
2020-21	Austin Peay	5-3	.625	1-1	.500				Preseason OVC co-favorites
APSU	4 Seasons	67-41	.620	40-16	.714		3-3	1-1	



Figger's first Division I coaching experience came with John Pelphey at South Alabama, helping lead the Jaguars to a Sun Belt Tournament title in 2006 and a regular-season championship in 2007. After building through recruiting the first three years under Pelphey, the Jaguars broke through in 2006 with 24 wins, a 14-game improvement that was the biggest turnaround in the NCAA that season. Figger helped the Jaguars advance to their first NCAA Tournament since 1998, where they bowed out to eventual national champion Florida in the first round.

Figger earned his coaching stripes in the junior college ranks, breaking into coaching at Wabash Valley Community College in 1993-94, helping lead the Warriors to a 29-3 record, before heading to Vincennes (Ind.) College for five seasons, where he coached Clarksville native and future NBA All-Star Shawn Marion for two seasons, as well as future NBA player Tyrone Nesby. The Trailblazers went 132-39 during Figger's time on NJCAA Hall of Famer Dan Sparks' staff, advancing to three NJCAA National Tournaments and capturing four straight Region XII titles (1995-98); the 1998 Vincennes squad went 31-5 and finished fifth at the national tournament.

He capped his junior college coaching career with a three-year stop at Odessa College, helping the Wranglers to a 27-7 mark and NJCAA National appearance in 2001.

In all, Figger advanced to the NJCAA National Tournament four times. He coached five NJCAA All-Americans—Marion, Mitchell Dunn, DeShay Jones, Tarone Barker and Janavor Weatherspoon—and had 35 players sign Division I scholarships.

WHAT THEY'RE SAYING ABOUT COACH FIGGER

South Carolina Head Coach Frank Martin

"Austin Peay just hired a tireless worker who is an unbelievable coach and a more dynamic person. He is a winner, and he will make every young man and the program into ultimate winners."

Illinois Head Coach Brad Underwood

"Matt is one of the top up-and-coming coaches in the game. He has paid his dues and was a big part of the rebuilding efforts at Kansas State and South Carolina. He is a great basketball mind and terrific recruiter and will help bring Austin Peay to the top of the OVC."

FIGGER FILE

ACCOMPLISHMENTS

- 14 National appearances
 - 4 NJCAA
 - 6 NCAA – 2006, 2008, 2010, 2011, 2012, 2017
 - Sweet 16 – 2010, 2017
 - Elite Eight – 2010, 2017
 - Final Four – 2017
 - 3 NIT – 2007, 2009, 2016
 - 1 CIT – 2018
- 2017-18 Ohio Valley Conference Coach of the Year
- 2006 Sun Belt Tournament Champion at South Alabama
- 2007 Sun Belt Regular-Season Champion at South Alabama
- No. 23 recruiting class in 2013 (ESPN.com)
- South Carolina team GPA of 3.0 or better in seven of last eight semesters
- Five All-Americans
- 26 All-Conference performers
- Three Conference Players of the Year
- Coached 2008 Consensus National Player of the Year Michael Beasley (Kansas State)
- Helped six players (Beasley, PJ Dozier, Shawn Marion, Rodney McGruder, Sindarius Thornwell and Henry Walker) along the path to NBA careers.

COACHING EXPERIENCE

1993-94: Wabash Valley (Ill.) Junior College, assistant coach
 1994-99: Vincennes, assistant coach
 2000-02: Odessa (Texas) Junior College, assistant coach
 2003-07: South Alabama, assistant coach
 April-June 2007: Arkansas, director of operations
 2007-12: Kansas State, assistant coach/recruiting coordinator
 2013-17: South Carolina, associate head coach/recruiting coordinator
 2017-Pres.: Austin Peay, head coach

EDUCATION

Eastern Kentucky (B.S., Physical Education), 1995

FAMILY

- Wife, Katrina
- Son, Vince

INSIDE THE BOX SCORE

Opponent (H/A/N)	In Paint	Off Turnover	2nd Chance	Fast Break	Bench	TO Margin	REB Margin
Omaha (N)	30-40	20-18	9-7	8-6	21-40	+0 (19-19)	+0 (36-36)
ETSU (N)	42-20	17-19	16-9	4-0	24-24	+1 (16-17)	+9 (43-34)
Abilene Christian (N)	34-42	15-22	12-6	0-6	14-25	-5 (20-15)	+7 (32-25)
Carver College (H)	66-18	32-7	13-6	38-3	55-15	+16 (13-29)	+17 (48-31)
Murray State (A)	26-52	8-23	15-12	3-16	26-35	-6 (17-11)	-9 (25-34)
McKendree (H)	40-28	26-19	10-9	11-4	6-25	+4 (17-21)	-2 (30-32)
Florida A&M (H)	30-36	19-18	18-21	5-12	32-23	+4 (15-19)	-5 (29-34)
Murray State (H)	30-46	22-17	11-0	7-7	16-18	+3 (15-18)	+8 (31-23)
Tennessee State (A)							
Eastern Kentucky (H)							
SIU Edwardsville (A)							
Eastern Illinois (A)							
UT Martin (A)							
Southeast Missouri (A)							
Tennessee Tech (H)							
Jacksonville State (H)							
Belmont (H)							
Tennessee State (H)							
Eastern Kentucky (A)							
Morehead State (A)							
UT Martin (H)							
Southeast Missouri (H)							
SIU Edwardsville (H)							
Eastern Illinois (H)							
Tennessee Tech (A)							
Jacksonville State (A)							

2020-21 NUMBERS BREAKDOWN

JUMP BALLS CONTROLLED (including OT)

Austin Peay	5
Opponents	3

HOW GOVS SCORED FIRST

Method	Count
Layup	6
Jumper	0
Free-Throw	1
Three-Pointer	1
Dunk	0

WHO SCORED FIRST

Player	1st Scorer
Terry Taylor	5
Mike Peake	1
Elton Walker	1
Tai'Reon Joseph	1

GAMES AS LEADING SCORER

Player	20-21/Career
Terry Taylor	6/57
Jordyn Adams	0/12
Carlos Paez	0/1
Reginald Gee	1/1
Mike Peake	1/1

GAMES AS LEADING REBOUNDER

Player	20-21/Career
Terry Taylor	8/76
Jordyn Adams	0/1

GAMES AS ASSIST LEADER

Player	20-21/Career
Terry Taylor	2/8
Carlos Paez	5/21
Jordyn Adams	1/8
Alec Woodard	0/1
DJ Peavy	3/3
Reginald Gee	1/1

DOUBLE-DOUBLES

Player	20-21/Career
Terry Taylor	6/49

TRIPLE-DOUBLES

Player	20-21/Career
Not yet achieved in 2019-20	

DOUBLE-FIGURE SCORING

Player	20-21/Career
Terry Taylor	8/97
Jordyn Adams	2/31
Reginald Gee	5/8
Carlos Paez	3/12
Alec Woodard	1/4
Mike Peake	3/3
Elton Walker	1/1
Tai'Reon Joseph	3/3
DJ Peavy	1/1

30-POINT GAMES

Player	20-21/Career
Terry Taylor	2/14
Jordyn Adams	0/4

20-POINT GAMES

Player	20-21/Career
Terry Taylor	5/49
Jordyn Adams	0/14
Reginald Gee	1/1
Tai'Reon Joseph	1/1

10-REBOUND GAMES

Player	20-21/Career
Terry Taylor	6/53

5+ 3-POINTER GAMES

Player	20-21/Career
Terry Taylor	0/3
Carlos Paez	0/1
Jordyn Adams	0/3
Reginald Gee	1/1

5-STEAL GAMES

Player	20-21/Career
Carlos Paez	0/1

3-BLOCK GAMES

Player	20-21/Career
Terry Taylor	0/9
Mike Peake	1/1

THE GOVS WHEN...

FIELD GOAL SHOOTING	
Outshoot their opponent	3-0
Opponent outshoots them	2-3
Shoot the same	0-0
Opponent shoots 45 percent or better	2-3
Opponent shoots below 45 percent	3-0
APSU shoots 45 percent or better	3-1
APSU shoots below 45 percent	2-2

FREE THROW SHOOTING

Attempt more FT than opponent	3-1
Attempt fewer FT than opponent	2-2
Attempt the same number of FT	0-0
Make more FT than opponent	3-1
Make fewer FT than opponent	1-2
Make the same number of FT	1-0

REBOUNDING

Out-rebound their opponent	3-1
Out-rebounded by their opponent	1-2
Rebounding is equal	1-0

TURNOVERS

Commit fewer turnovers than opponent	4-1
Commit more turnovers than opponent	0-2
Commit same number of turnovers	1-0

HALFTIME SCORE

Lead at half	3-0
Trail at half	1-2
Tied at half	1-1

OVERTIME GAMES

In Overtime Games	0-0
-------------------	-----

WHEN OPPONENTS SCORE

Less than 60 points	1-0
60-69 points	3-0
70-79 points	1-1
80-89 points	0-2
90-99 points	0-0
100+ points	0-0

WHEN GOVERNORS SCORE

Less than 60 points	0-1
60-69 points	1-0
70-79 points	2-2
80-89 points	1-0
90-99 points	0-0
100+ points	1-0

INSIDE THE POINTS

The Govs have more points in the paint	3-0
The Govs have fewer points in the paint	2-3
They have equal points in the paint	0-0
The Govs have more points off turnovers	4-1
The Govs have fewer points off turnovers	1-2
They have equal points off turnovers	0-0
The Govs have more second-chance points	5-2
The Govs have fewer second-chance points	0-1
They have equal second-chance points	0-0
The Govs have more bench points	1-1
The Govs have fewer bench points	3-2
They have equal bench points	1-0

RECORD BY MONTH

November	2-1
December	3-2
January	0-0
February	0-0
March	0-0

RECORD BY DAY OF THE WEEK

Monday	2-0
Tuesday	0-2
Wednesday	1-0
Thursday	1-0
Friday	1-1
Saturday	0-0
Sunday	0-0

GAME-BY-GAME LINEUP

Opponent (H/A/N)	G	G	G/F	F	F/C	First Substitute
Omaha (N)	Paez	Adams	Woodard	Taylor	Peake	Walker/Gee
ETSU (N)	Paez	Adams	Woodard	Taylor	Peake	Walker
Abilene Christian (N)	Paez	Adams	Woodard	Taylor	Peake	Walker/Gee/Peavy
Carver College (H)	Peavy	Adams	Walker	Taylor	Peake	Woodard
Murray State (A)	Peavy	Adams	Walker	Taylor	Peake	Paez/Gee
McKendree (H)	Paez	Joseph	Walker	Taylor	Gee	Woodard/Peake
Florida A&M (H)	Paez	Joseph	Walker	Taylor	Gee	Woodard/Merritt
Murray State (H)	Paez	Joseph	Walker	Taylor	Gee	Peake/Merritt
Tennessee State (A)						
Eastern Kentucky (H)						
SIU Edwardsville (A)						
Eastern Illinois (A)						
UT Martin (A)						
Southeast Missouri (A)						
Tennessee Tech (H)						
Jacksonville State (H)						
Belmont (H)						
Tennessee State (H)						
Eastern Kentucky (A)						
Morehead State (A)						
UT Martin (H)						
Southeast Missouri (H)						
SIU Edwardsville (H)						
Eastern Illinois (H)						
Tennessee Tech (A)						
Jacksonville State (A)						

CAREER STARTS

Player	20-21/Car
Terry Taylor	8/108
Reginald Gee	3/5
Jordyn Adams	5/36
Carlos Paez	6/25
Alec Woodard	3/7
Mike Peake	5/5
DJ Peavy	2/2
Elton Walker	5/5
Tai'Reon Joseph	3/3

RECORD BY LINEUP

Paez	Adams	Woodard	Taylor	Peake	2-1
Peavy	Adams	Walker	Taylor	Peake	1-1
Paez	Joseph	Walker	Taylor	Gee	2-1

OVERALL STATISTICS

RECORD: 5-3 | OVC: 1-1 | HOME: 3-1 | AWAY: 0-1 | NEUTRAL: 2-1

Player	GP/GS	Min	Avg	FG-FGA	Pct	3FG-A	Pct	FT-A	Pct	O-D	Tot	Avg	PF	A	TO	Blk	Stl	Pts	Avg
TAYLOR, Terry	8/8	288	36.0	71-123	.577	6-23	.261	20-23	.870	37-51	88	11.0	12	10	18	3	8	168	21.0
GEE, Reginald	8/3	179	22.4	25-58	.431	13-30	.433	19-28	.679	8-18	26	3.3	15	6	15	1	3	82	10.3
ADAMS, Jordyn	5/5	132	26.4	15-49	.306	5-13	.385	11-11	1.000	5-9	14	2.8	3	4	12	1	6	46	9.2
PEAKE, Mike	8/5	191	23.9	25-47	.532	3-9	.333	18-23	.783	12-29	41	5.1	21	9	8	8	5	71	8.9
JOSEPH, Tai'reon	8/3	132	16.5	23-54	.426	11-29	.379	4-6	.667	3-6	9	1.1	8	8	13	0	5	61	7.6
PAEZ, Carlos	8/6	231	28.9	19-44	.432	5-16	.313	12-18	.667	3-16	19	2.4	9	29	23	0	7	55	6.9
PEAVY, DJ	8/2	130	16.3	12-28	.429	2-6	.333	8-16	.500	5-3	8	1.0	22	18	13	0	7	34	4.3
WALKER, Elton	8/5	131	16.4	15-27	.556	1-5	.200	3-8	.375	8-13	21	2.6	11	4	13	2	7	34	4.3
WOODARD, Alec	8/3	112	14.0	7-32	.219	6-24	.250	4-6	.667	7-5	12	1.5	22	8	7	1	10	24	3.0
MCCAIN, Devon	3/0	21	7.0	2-3	.667	0-0	.000	2-3	.667	2-1	3	1.0	5	1	2	0	1	6	2.0
MERRITT, Corbin	6/0	31	5.2	5-11	.455	0-2	.000	1-2	.500	6-6	12	2.0	3	2	3	2	0	11	1.8
MONGOZI, Merdy	3/0	7	2.3	1-1	1.000	0-0	.000	2-2	1.000	1-2	3	1.0	4	0	1	0	0	4	1.3
BATES, Codey	1/0	2	2.0	0-1	.000	0-0	.000	0-0	.000	1-0	1	1.0	0	0	0	0	0	0	0.0
JARJOU, Ibrahima	2/0	8	4.0	0-1	.000	0-0	.000	0-0	.000	2-0	2	1.0	5	0	0	0	0	0	0.0
BURCHFIELD, Jordan	2/0	5	2.5	0-1	.000	0-1	.000	0-0	.000	0-0	0	0.0	0	0	0	0	1	0	0.0
TEAM.....										7-8	15	1.9	0		4			0	
Total.....	8			220-480	.458	52-158	.329	104-146	.712	107-167	274	34.2	140	99	132	18	60	596	74.5
Opponents.....	8			210-435	.483	44-140	.314	87-141	.617	74-175	249	31.1	157	78	149	19	71	551	68.9

CONFERENCE-ONLY STATISTICS

Player	GP/GS	Min	Avg	FG-FGA	Pct	3FG-A	Pct	FT-A	Pct	O-D	Tot	Avg	PF	A	TO	Blk	Stl	Pts	Avg
TAYLOR, Terry	2/2	75	37.5	19-34	.559	2-7	.286	6-7	.857	10-14	24	12.0	2	4	1	1	0	46	23.0
JOSEPH, Tai'reon	2/1	39	19.5	6-14	.429	6-11	.545	4-6	.667	0-1	1	0.5	1	1	6	0	2	22	11.0
PAEZ, Carlos	2/1	61	30.5	6-12	.500	2-4	.500	4-6	.667	0-6	6	3.0	2	4	5	0	1	18	9.0
PEAVY, DJ	2/1	36	18.0	4-6	.667	1-1	1.000	4-6	.667	3-1	4	2.0	4	0	3	0	2	13	6.5
GEE, Reginald	2/1	39	19.5	4-11	.364	1-4	.250	2-4	.500	1-0	1	0.5	3	2	3	0	0	11	5.5
ADAMS, Jordyn	1/1	29	29.0	2-9	.222	1-2	.500	0-0	.000	1-1	2	2.0	0	1	3	0	0	5	5.0
PEAKE, Mike	2/1	50	25.0	3-9	.333	0-3	.000	2-3	.667	4-3	7	3.5	6	1	2	0	0	8	4.0
WALKER, Elton	2/2	37	18.5	2-7	.286	0-1	.000	1-2	.500	2-1	3	1.5	0	0	4	0	1	5	2.5
MERRITT, Corbin	2/0	7	3.5	1-3	.333	0-1	.000	0-0	.000	1-0	1	0.5	2	0	2	0	0	2	1.0
WOODARD, Alec	2/0	24	12.0	0-4	.000	0-3	.000	1-2	.500	2-0	2	1.0	9	1	1	0	3	1	0.5
BURCHFIELD, Jordan	1/0	1	1.0	0-0	.000	0-0	.000	0-0	.000	0-0	0	0.0	0	0	0	0	0	0	0.0
JARJOU, Ibrahima	1/0	2	2.0	0-0	.000	0-0	.000	0-0	.000	0-0	0	0.0	0	0	0	0	0	0	0.0
TEAM.....										2-3	5	2.5	0		2			0	
Total.....	2			47-109	.431	13-37	.351	24-36	.667	26-30	56	28.0	29	14	32	1	9	131	65.5
Opponents.....	2			62-104	.596	11-37	.297	22-29	.759	14-43	57	28.5	42	23	29	5	17	157	78.5

SCHEDULE, RESULTS AND LEADERS

DATE	OPPONENT		SCORE	ATT.	LEADING SCORER(S)	LEADING REBOUNDER(S)
11/25/20	vs Omaha	W	72-66	50	(21)TAYLOR, Terry	(12)TAYLOR, Terry
11/26/20	vs ETSU	W	67-66	50	(25)TAYLOR, Terry	(16)TAYLOR, Terry
11/27/20	vs Abilene Christian		72-80	L 50	(22)TAYLOR, Terry	(10)TAYLOR, Terry
12/04/20	CARVER	W	102-38	647	(20)GEE, Reginald	(10)TAYLOR, Terry
12/08/20	at Murray St.*		57-87	L 1290	(16)TAYLOR, Terry	(11)TAYLOR, Terry
12/14/20	MCKENDREE	W	82-68	444	(31)TAYLOR, Terry	(8)TAYLOR, Terry
12/15/20	FLORIDA A&M		70-76	L 478	(18)PEAKE, Mike	(8)TAYLOR, Terry
12/21/20	MURRAY ST.*	W	74-70	502	(30)TAYLOR, Terry	(13)TAYLOR, Terry

ATTENDANCE

SUMMARY	GAMES	TOTALS	AVG/GAME
HOME	4	2071	518
AWAY	1	1290	1290
NEUTRAL	3	150	50
TOTAL	8	3511	439

TEAM GAME-BY-GAME STATISTICS

Opponent	Date	Score	W/L	----TOTAL-----			----3-POINT-----			----REBOUNDS-----													
				FG	FGA	Pct	3FG	3GA	Pct	FT	FTA	Pct	Off	Def	Tot	Avg	PF	A	TO	Blk	Stl	Pts	Avg
vs Omaha	11/25/20	72-66	W	25	57	.439	6	18	.333	16	24	.667	10	26	36	36.0	20	14	19	6	11	72	72.0
vs ETSU	11/26/20	67-66	W	24	62	.387	3	14	.214	16	22	.727	20	23	43	39.5	19	9	16	2	7	67	69.5
vs Abilene Christian	11/27/20	72-80	L	27	59	.458	5	17	.294	13	16	.813	11	21	32	37.0	23	12	20	1	2	72	70.3
CARVER	12/04/20	102-38	W	42	76	.553	9	25	.360	9	15	.600	16	32	48	39.8	20	24	13	6	13	102	78.2
at Murray St.	12/08/20	57-87	L	21	53	.396	6	19	.316	9	13	.692	11	14	25	36.8	12	4	17	0	2	57	74.0
MCKENDREE	12/14/20	82-68	W	32	59	.542	10	22	.455	8	11	.727	11	19	30	35.7	16	18	17	1	10	82	75.3
FLORIDA A&M	12/15/20	70-76	L	23	58	.397	6	25	.240	18	22	.818	13	16	29	34.7	13	8	15	1	8	70	74.6
MURRAY ST.	12/21/20	74-70	W	26	56	.464	7	18	.389	15	23	.652	15	16	31	34.2	17	10	15	1	7	74	74.5
Austin Peay		596		220	480	.458	52	158	.329	104	146	.712	107	167	274	34.2	140	99	132	18	60	596	74.5
Opponents		551		210	435	.483	44	140	.314	87	141	.617	74	175	249	31.1	157	78	149	19	71	551	68.9

OPPONENT GAME-BY-GAME STATISTICS

Opponent	Date	Score	W/L	----Total---- ----3-Point----						----Rebounds----													
				Fg	Fga	Pct	3Fg	3Ga	Pct	Ft	Fta	Pct	Off	Def	Tot	Avg	Pf	A	To	Blk	Stl	Pts	Avg
vs Omaha	11/25/20	72-66	W	26	61	.426	3	12	.250	11	19	.579	11	25	36	36.0	23	5	19	2	7	66	66.0
vs ETSU	11/26/20	67-66	W	24	57	.421	9	29	.310	9	18	.500	12	22	34	35.0	20	10	17	0	8	66	66.0
vs Abilene Christian	11/27/20	72-80	L	29	53	.547	5	9	.556	17	29	.586	5	20	25	31.7	18	12	15	1	12	80	70.7
CARVER	12/04/20	102-38	W	14	51	.275	1	12	.083	9	18	.500	9	22	31	31.5	19	6	29	4	9	38	62.5
at Murray St.	12/08/20	57-87	L	34	57	.596	8	20	.400	11	15	.733	10	24	34	32.0	19	11	11	4	7	87	67.4
MCKENDREE	12/14/20	82-68	W	25	55	.455	8	27	.296	10	14	.714	13	19	32	32.0	17	11	21	3	8	68	67.5
FLORIDA A&M	12/15/20	70-76	L	30	54	.556	7	14	.500	9	14	.643	10	24	34	32.3	18	11	19	4	10	76	68.7
MURRAY ST.	12/21/20	74-70	W	28	47	.596	3	17	.176	11	14	.786	4	19	23	31.1	23	12	18	1	10	70	68.9
Opponents		551		210	435	.483	44	140	.314	87	141	.617	74	175	249	31.1	157	78	149	19	71	551	68.9
Austin Peav		596		220	480	.458	52	158	.329	104	146	.712	107	167	274	34.2	140	99	132	18	60	596	74.5

TEAM SUPERLATIVES

APSU HIGHS

POINTS	102	CARVER (12/04/20)
FIELD GOALS MADE.....	42	CARVER (12/04/20)
FIELD GOAL ATTEMPTS	76	CARVER (12/04/20)
FIELD GOAL PERCENTAGE553 (42-76)	CARVER (12/04/20)
3 PT FIELD GOALS MADE.....	10	MCKENDREE (12/14/20)
3 PT FG ATTEMPTS	25	CARVER (12/04/20)
.....		FLORIDA A&M (12/15/20)
3 PT FG PERCENTAGE455 (10-22)	MCKENDREE (12/14/20)
FREE THROWS MADE.....	18	FLORIDA A&M (12/15/20)
FREE THROW ATTEMPTS	24	vs Omaha (11/25/20)
FREE THROW PERCENTAGE818 (18-22)	FLORIDA A&M (12/15/20)
REBOUNDS	48	CARVER (12/04/20)
ASSISTS	24	CARVER (12/04/20)
STEALS	13	CARVER (12/04/20)
BLOCKED SHOTS	6	vs Omaha (11/25/20)
.....		CARVER (12/04/20)
TURNOVERS.....	20	vs Abilene Christian (11/27/20)
FOULS.....	23	vs Abilene Christian (11/27/20)

APSU LOWS

POINTS	57	at Murray St. (12/08/20)
FIELD GOALS MADE.....	21	at Murray St. (12/08/20)
FIELD GOAL ATTEMPTS	53	at Murray St. (12/08/20)
FIELD GOAL PERCENTAGE387 (24-62)	vs ETSU (11/26/20)
3 PT FIELD GOALS MADE.....	3	vs ETSU (11/26/20)
3 PT FG ATTEMPTS	14	vs ETSU (11/26/20)
3 PT FG PERCENTAGE214 (3-14)	vs ETSU (11/26/20)
FREE THROWS MADE.....	8	MCKENDREE (12/14/20)
FREE THROW ATTEMPTS	11	MCKENDREE (12/14/20)
FREE THROW PERCENTAGE600 (9-15)	CARVER (12/04/20)
REBOUNDS	25	at Murray St. (12/08/20)
ASSISTS.....	4	at Murray St. (12/08/20)
STEALS	2	vs Abilene Christian (11/27/20)
.....		at Murray St. (12/08/20)
BLOCKED SHOTS	0	at Murray St. (12/08/20)
TURNOVERS.....	13	CARVER (12/04/20)
FOULS.....	12	at Murray St. (12/08/20)

OPPONENT SUPERLATIVES

OPPONENT HIGHS

POINTS	87	at Murray St. (12/08/20)
FIELD GOALS MADE.....	34	at Murray St. (12/08/20)
FIELD GOAL ATTEMPTS	61	vs Omaha (11/25/20)
FIELD GOAL PERCENTAGE596 (34-57)	at Murray St. (12/08/20)
3 PT FIELD GOALS MADE.....	9	vs ETSU (11/26/20)
3 PT FG ATTEMPTS	29	vs ETSU (11/26/20)
3 PT FG PERCENTAGE586 (17-29)	vs Abilene Christian (11/27/20)
FREE THROWS MADE.....	17	vs Abilene Christian (11/27/20)
FREE THROW ATTEMPTS	29	vs Abilene Christian (11/27/20)
FREE THROW PERCENTAGE786 (11-14)	MURRAY ST. (12/21/20)
REBOUNDS	36	vs Omaha (11/25/20)
ASSISTS.....	12	vs Abilene Christian (11/27/20)
.....		MURRAY ST. (12/21/20)
STEALS	12	vs Abilene Christian (11/27/20)
BLOCKED SHOTS	4	CARVER (12/04/20)
.....		at Murray St. (12/08/20)
.....		FLORIDA A&M (12/15/20)
TURNOVERS.....	29	CARVER (12/04/20)
FOULS.....	23	vs Omaha (11/25/20)
.....		MURRAY ST. (12/21/20)

OPPONENT LOWS

POINTS	38	CARVER (12/04/20)
FIELD GOALS MADE.....	14	CARVER (12/04/20)
FIELD GOAL ATTEMPTS	47	MURRAY ST. (12/21/20)
FIELD GOAL PERCENTAGE275 (14-51)	CARVER (12/04/20)
3 PT FIELD GOALS MADE.....	1	CARVER (12/04/20)
3 PT FG ATTEMPTS	9	vs Abilene Christian (11/27/20)
3 PT FG PERCENTAGE083 (1-12)	CARVER (12/04/20)
FREE THROWS MADE.....	9	vs ETSU (11/26/20)
.....		CARVER (12/04/20)
.....		FLORIDA A&M (12/15/20)
FREE THROW ATTEMPTS	14	MCKENDREE (12/14/20)
.....		FLORIDA A&M (12/15/20)
.....		MURRAY ST. (12/21/20)
FREE THROW PERCENTAGE500 (9-18)	vs ETSU (11/26/20)
.....		CARVER (12/04/20)
REBOUNDS.....	23	MURRAY ST. (12/21/20)
ASSISTS.....	5	vs Omaha (11/25/20)
STEALS	7	vs Omaha (11/25/20)
.....		at Murray St. (12/08/20)
BLOCKED SHOTS	0	vs ETSU (11/26/20)
TURNOVERS.....	11	at Murray St. (12/08/20)
FOULS.....	17	MCKENDREE (12/14/20)



AUSTIN PEAY INDIVIDUAL SUPERLATIVES

Points	31	TAYLOR, Terry vs McKendree (12/14/20)
	30	TAYLOR, Terry vs Murray St. (12/21/20)
	25	TAYLOR, Terry vs ETSU (11/26/20)
	22	TAYLOR, Terry vs Abilene Christian (11/27/20)
	21	TAYLOR, Terry vs Omaha (11/25/20)
Field Goals Made	12	TAYLOR, Terry vs McKendree (12/14/20)
Field Goal Att.	20	TAYLOR, Terry vs Murray St. (12/21/20)
FG Pct (min 5 made)	1.000 (6-6)	PEAKE, Mike vs Carver (12/04/20)
3-Point FG Made	5	GEE, Reginald vs Carver (12/04/20)
3-Point FG Att.	7	GEE, Reginald vs Carver (12/04/20)
	7	WOODARD, Alec vs Carver (12/04/20)
	7	GEE, Reginald vs McKendree (12/14/20)
3-Pt FG Pct (min 2 made)	.800 (4-5)	JOSEPH, Tai'reon vs McKendree (12/14/20)
Free Throws Made	8	PEAKE, Mike vs Florida A&M (12/15/20)
Free Throw Att.	10	GEE, Reginald vs Omaha (11/25/20)
FT Pct (min 3 made)	1.000 (5-5)	ADAMS, Jordyn vs Abilene Christian (11/27/20)
	1.000 (5-5)	TAYLOR, Terry vs McKendree (12/14/20)
Rebounds	16	TAYLOR, Terry vs ETSU (11/26/20)
Assists	9	PAEZ, Carlos vs Omaha (11/25/20)
Steals	4	ADAMS, Jordyn vs Omaha (11/25/20)
	4	WALKER, Elton vs Carver (12/04/20)
	4	PAEZ, Carlos vs McKendree (12/14/20)
Blocked Shots	4	PEAKE, Mike vs Omaha (11/25/20)
Turnovers	6	TAYLOR, Terry vs Abilene Christian (11/27/20)
Fouls	5	JARJOU, Ibrahima vs Carver (12/04/20)
	5	WOODARD, Alec at Murray St. (12/08/20)
Minutes	40	TAYLOR, Terry vs ETSU (11/26/20)
	40	TAYLOR, Terry vs Murray St. (12/21/20)

OPPONENT INDIVIDUAL SUPERLATIVES

Points	27	M.J. Randolph vs Florida A&M (12/15/20)
	20	Marlon Ruffin vs Omaha (11/25/20)
	19	Tevin Brown at Murray St. (12/08/20)
	18	Tevin Brown vs Murray St. (12/21/20)
	17	Justice Hill vs Murray St. (12/21/20)
	17	Chico Carter, Jr. at Murray St. (12/08/20)
Field Goals Made	11	M.J. Randolph vs Florida A&M (12/15/20)
Field Goal Att.	16	Tevin Brown at Murray St. (12/08/20)
FG Pct (min 5 made)	1.000 (6-6)	KJ Williams at Murray St. (12/08/20)
3-Point FG Made	5	Tevin Brown at Murray St. (12/08/20)
3-Point FG Att.	10	Tevin Brown at Murray St. (12/08/20)
3-Pt FG Pct (min 2 made)	1.000 (2-2)	MILLER, Reggie vs Abilene Christian (11/27/20)
	1.000 (2-2)	Carson Parker vs McKendree (12/14/20)
Free Throws Made	5	Justice Hill vs Murray St. (12/21/20)
Free Throw Att.	7	Justice Hill vs Murray St. (12/21/20)
FT Pct (min 3 made)	1.000 (4-4)	Bryson Scott vs Carver (12/04/20)
Rebounds	14	Matt Pile vs Omaha (11/25/20)
Assists	6	M.J. Randolph vs Florida A&M (12/15/20)
Steals	5	M.J. Randolph vs Florida A&M (12/15/20)
Blocked Shots	3	Paul Hepburn vs Carver (12/04/20)
Turnovers	6	Lawrence Simmons vs Carver (12/04/20)
	6	Kamron Reaves vs Florida A&M (12/15/20)
Fouls	5	Silas Adheke vs ETSU (11/26/20)
	5	Marco Smith vs Omaha (11/25/20)
	5	Paul Hepburn vs Carver (12/04/20)



JORDYN ADAMS

6-3 • 200 • Sophomore • Guard
Silsbee, Tex. (Silsbee HS)

CAREER AUSTIN PEAY STATISTICS

Year	GP	GS	Min	Avg	FG	FGA	Pct	3G	3GA	Pct	FT	FTA	Pct	Off	Def	Tot	Avg	PF	FO	Ast	TO	Blk	Stl	Pts	Avg
2019-20	33	31	1097	33.2	193	460	.420	60	159	.377	128	162	.790	27	80	107	3.2	68	0	69	80	9	31	574	17.4
2020-21	5	5	132	26.4	15	49	.306	5	13	.385	11	11	1.000	5	9	14	2.8	3	0	4	12	1	6	46	9.2
TOTAL	38	36	1229	32.3	208	509	.409	65	172	.378	139	173	.803	32	89	121	3.2	71	0	73	92	10	37	620	16.3

2020-21 HIGHLIGHTS AND NOTABLES

- 2020 Ohio Valley Conference Freshman of the Year and first-team All-OVC.
- Kyle Macy Freshman All-American and NABC All-District in his first season.
- Preseason All-OVC for the 2020-21 season.
- Tallied 18 points in his season debut against Omaha, with a career-high four steals.
- Has hit 11 straight free-throws to start the season.
- Missed last three contests due to injury.

2020-21 GAME-BY-GAME BREAKDOWN

Opponent	Min	FGM	Pct	3GM	Pct	FTM	Pct	Off-Tot	PF	A	TO	Blk	Stl	Pts
vs. Omaha	32	6-13	.462	2-3	.667	4-4	1.000	2-3	0	0	4	1	4	18
vs. ETSU	32	2-11	.182	1-4	.250	2-2	1.000	2-4	1	1	3	0	0	7
vs. ACU	28	4-12	.333	1-2	.500	5-5	1.000	0-4	1	1	0	0	0	14
Carver	11	1-4	.250	0-2	.000	0-0	.000	0-1	1	1	2	0	2	2
at Murray St.	29	2-9	.222	1-2	.500	0-0	.000	1-2	0	1	3	0	0	5
McKendree	INJ													
Florida A&M	INJ													
Murray St.	INJ													
at TSU														
EKU														
at SIUE														
at EIU														
at UT Martin														
at SEMO														
TN Tech														
JSU														
Belmont														
TSU														
at ECU														
at Morehead St.														
UT Martin														
SEMO														
SIUE														
ECU														
at TN Tech														
at JSU														

CAREER BESTS

(Percentages based on minimum three attempts)

SCORING	37.....vs Tennessee State (1/23/20)
FGM	11.....vs Tennessee State (1/23/20)
FG%	.727.....(8-11) at Vanderbilt (11/20/19)
3FGM	7.....at UT Martin (1/18/20)
3FGA	12.....at UT Martin (1/18/20)
FTM	12.....at Eastern Illinois (2/22/20)
FT%	1.000.....(10-10) vs. Alabama State (12/22/19)
REB	8.....vs. Morehead State (2/27/20)
AST	7.....vs. Eastern Illinois (3/5/20)
STL	4.....vs. Omaha (11/25/20)
BLK	1.....m.r. vs Murray State (3/6/20)
MIN	40.....at Eastern Illinois (2/22/20)
† - school record ‡ - tied school record m.r. - most recently	



CODEY BATES

24

6-2 • 205 • Sophomore • Guard
Memphis, Tenn. (Southwind HS)

CAREER AUSTIN PEAY STATISTICS

Year	GP	GS	Min	Avg	FG	FGA	Pct	3G	3GA	Pct	FT	FTA	Pct	Off	Def	Tot	Avg	PF	FO	Ast	TO	Blk	Stl	Pts	Avg
2019-20	6	0	12	2.0	2	3	.667	1	2	.500	1	2	.500	1	0	1	0.2	3	0	1	1	0	0	6	1.0
2020-21	1	0	2	2.0	0	1	.000	0	0	.000	0	0	.000	1	0	1	1.0	0	0	0	0	0	0	0	0.0
TOTAL	7	0	14	2.0	2	4	.500	1	2	.500	1	2	.500	2	0	2	0.3	3	0	1	1	0	0	6	0.9

2020-21 HIGHLIGHTS AND NOTABLES

- Walk-on from Memphis.
- Made six appearances, including the final minute in the OVC Tournament quarterfinal round against Eastern Illinois.
- Made first appearance of 2020-21 against Carver.

2020-21 GAME-BY-GAME BREAKDOWN

Opponent	Min	FGM	Pct	3GM	Pct	FTM	Pct	Off-Tot	PF	A	TO	Blk	Stl	Pts
vs. Omaha	DNP													
vs. ETSU	DNP													
vs. ACU	DNP													
Carver	2	0-1	.000	0-0	.000	0-0	.000	1-1	0	0	0	0	0	0
at Murray St.	DNP													
McKendree	DNP													
Florida A&M	DNP													
Murray St.	DNP													
at TSU														
EKU														
at SIUE														
at EIU														
at UT Martin														
at SEMO														
TN Tech														
JSU														
Belmont														
TSU														
at ECU														
at Morehead St.														
UT Martin														
SEMO														
SIUE														
EIU														
at TN Tech														
at JSU														

CAREER BESTS

(Percentages based on minimum three attempts)

SCORING	3.....vs. Tennessee State (1/23/20)
FGM	1.....m.r. vs. Tennessee State (1/23/20)
FG%	N/A.....
3FGM	1.....vs. Tennessee State (1/23/20)
3FGA	1.....m.r. vs. Tennessee State (1/23/20)
FTM	1.....at Southeast Missouri (1/16/20)
FT%	N/A.....
REB	1.....m.r. vs. Carver (12/4/20)
AST	1.....at Southeast Missouri (1/16/20)
STL	N/A.....
BLK	N/A.....
MIN	5.....at Southeast Missouri (1/16/20)
† - school record ‡ - tied school record m.r. - most recently	



JORDAN BURCHFIELD

23

6-1 • 170 • R-Freshman • Guard
Rockvale, Tenn. (Trevecca)

CAREER AUSTIN PEAY STATISTICS

Year	GP	GS	Min	Avg	FG	FGA	Pct	3G	3GA	Pct	FT	FTA	Pct	Off	Def	Tot	Avg	PF	FO	Ast	TO	Blk	Stl	Pts	Avg
2020-21	2	0	5	2.5	0	1	.000	0	1	.000	0	0	.000	0	0	0	0.0	0	0	0	0	0	1	0	0.0
TOTAL	2	0	5	2.5	0	1	.000	0	1	.000	0	0	.000	0	0	0	0.0	0	0	0	0	0	1	0	0.0

2020-21 HIGHLIGHTS AND NOTABLES

- Redshirted at Trevecca a year ago.
- Won two region and two district titles at Blackman High School.
- Made his first appearance as a Gov against Carver.
- Played the final minute at Murray State.


2020-21 GAME-BY-GAME BREAKDOWN

Opponent	Min	FGM	Pct	3GM	Pct	FTM	Pct	Off-Tot	PF	A	TO	Blk	Stl	Pts
vs. Omaha	DNP													
vs. ETSU	DNP													
vs. ACU	DNP													
Carver	4	0-1	.000	0-1	.000	0-0	.000	0-0	0	0	0	0	1	0
at Murray St.	1	0-0	.000	0-0	.000	0-0	.000	0-0	0	0	0	0	0	0
McKendree	DNP													
Florida A&M	DNP													
Murray St.	DNP													
at TSU														
EKU														
at SIUE														
at EIU														
at UT Martin														
at SEMO														
TN Tech														
JSU														
Belmont														
TSU														
at ECU														
at Morehead St.														
UT Martin														
SEMO														
SIUE														
EIU														
at TN Tech														
at JSU														

CAREER BESTS

(Percentages based on minimum three attempts)

SCORING	N/A.....
FGM	N/A.....
FG%	N/A.....
3FGM	N/A.....
3FGA	N/A.....
FTM	N/A.....
FT%	N/A.....
REB	N/A.....
AST	N/A.....
STL	1.....vs. Carver (12/4/20)
BLK	N/A.....
MIN	4.....vs. Carver (12/4/20)
† - school record ‡ - tied school record m.r. - most recently	



REGINALD GEE

6-3 • 220 • Grad Transfer • Guard
Houston, Tex. (Alabama State)

CAREER AUSTIN PEAY STATISTICS

Year	GP	GS	Min	Avg	FG	FGA	Pct	3G	3GA	Pct	FT	FTA	Pct	Off	Def	Tot	Avg	PF	FO	Ast	TO	Blk	Stl	Pts	Avg
2019-20	6	2	116	19.3	19	43	.442	9	19	.474	9	12	.750	2	6	8	1.3	8	0	4	8	1	4	56	9.3
2020-21	8	3	179	22.4	25	58	.431	13	30	.433	19	28	.679	8	18	26	3.3	15	0	6	15	1	3	82	10.3
TOTAL	14	5	295	21.1	44	101	.436	22	49	.449	28	40	.700	10	24	34	2.4	23	0	10	23	2	7	138	9.9

2020-21 HIGHLIGHTS AND NOTABLES

- Three-year starter at Alabama State, leading Hornets to SWAC semis in 2019.
- Second-team All-SWAC after averaging 13.0 ppg.
- Hit 40.4 percent from the floor and 38.8 percent from three at ASU.
- Played six games, making two starts, before lower-body injury shut him down for the season.
- Opened his second go-round with the Gobs by equaling his then-career high with 14 points against Omaha, including a career-high seven free-throws.
- Dropped his first 20-piece as a Gov with 20 points against Carver.
- Tabbed for first start in over a year and responded with 13-point effort against McKendree, logging a career-high 35 minutes.


2020-21 GAME-BY-GAME BREAKDOWN

Opponent	Min	FGM	Pct	3GM	Pct	FTM	Pct	Off-Tot	PF	A	TO	Blk	Stl	Pts
vs. Omaha	21	3-6	.500	1-2	.500	7-10	.700	1-4	2	0	3	0	0	14
vs. ETSU	26	3-6	.500	2-4	.500	3-4	.750	0-4	0	1	2	0	1	11
vs. ACU	20	1-6	.167	0-2	.000	1-2	.500	1-4	2	1	1	0	1	3
Carver	16	7-10	.700	5-7	.714	1-2	.500	0-4	2	0	0	0	0	20
at Murray St.	17	1-5	.200	0-2	.000	1-2	.500	1-1	2	1	1	0	0	3
McKendree	35	4-11	.364	3-7	.429	2-2	1.000	2-5	3	2	5	1	1	13
Florida A&M	22	3-8	.375	1-4	.250	3-4	.750	3-4	3	0	1	0	0	10
Murray St.	22	3-6	.500	1-2	.500	1-2	.500	0-0	1	1	2	0	0	8
at TSU														
EKU														
at SIUE														
at EIU														
at UT Martin														
at SEMO														
TN Tech														
JSU														
Belmont														
TSU														
at ECU														
at Morehead St.														
UT Martin														
SEMO														
SIUE														
EIU														
at TN Tech														
at JSU														

CAREER BESTS

(Percentages based on minimum three attempts)

SCORING	20.....vs. Carver (12/4/20)
FGM	7.....vs. Carver (12/4/20)
FG%	.700.....(7-10) vs. Carver (12/4/20)
3FGM	5.....vs. Carver (12/4/20)
3FGA	7.....m.r. vs. McKendree (12/14/20)
FTM	7.....vs. Omaha (11/25/20)
FT%	.750.....(3-4) vs. ETSU (11/26/20)
REB	5.....m.r. vs. McKendree (12/14/20)
AST	2.....m.r. vs. vs. McKendree (12/14/20)
STL	2.....vs. Southeastern Louisiana (11/23/19)
BLK	1.....at Vanderbilt (11/20/19)
MIN	35.....vs. McKendree (12/14/20)
† - school record ‡ - tied school record m.r. - most recently	



I BRAHIMA JARJOU

6-8 • 225 • Freshman • Forward
Bignona, Senegal (Core4 Prep)

CAREER AUSTIN PEAY STATISTICS

Year	GP	GS	Min	Avg	FG	FGA	Pct	3G	3GA	Pct	FT	FTA	Pct	Off	Def	Tot	Avg	PF	FO	Ast	TO	Blk	Stl	Pts	Avg
2020-21	2	0	8	4.0	0	1	.000	0	0	.000	0	0	.000	2	0	2	1.0	5	1	0	0	0	0	0	0.0
TOTAL	2	0	8	4.0	0	1	.000	0	0	.000	0	0	.000	2	0	2	1.0	5	1	0	0	0	0	0	0.0

2020-21 HIGHLIGHTS AND NOTABLES

- Took a prep year last season at Core4 Prep, run by NBA veteran Paul Millsap and his family.
- Teamed with 2020 No. 1 overall NBA Draft pick Anthony Edwards as a senior at Holy Spirit Prep in Atlanta.
- Earned first appearance as a Gov against Carver.
- Played final two minutes at Murray State.

2020-21 GAME-BY-GAME BREAKDOWN

Opponent	Min	FGM	Pct	3GM	Pct	FTM	Pct	Off-Tot	PF	A	TO	Blk	Stl	Pts
vs. Omaha	DNP													
vs. ETSU	DNP													
vs. ACU	DNP													
Carver	6	0-1	.000	0-0	.000	0-0	.000	2-2	5	0	0	0	0	0
at Murray St.	2	0-0	.000	0-0	.000	0-0	.000	0-0	0	0	0	0	0	0
McKendree	DNP													
Florida A&M	DNP													
Murray St.	DNP													
at TSU														
EKU														
at SIUE														
at EIU														
at UT Martin														
at SEMO														
TN Tech														
JSU														
Belmont														
TSU														
at ECU														
at Morehead St.														
UT Martin														
SEMO														
SIUE														
EIU														
at TN Tech														
at JSU														

CAREER BESTS

(Percentages based on minimum three attempts)

SCORING	N/A.....
FGM	N/A.....
FG%	N/A.....
3FGM	N/A.....
3FGA	N/A.....
FTM	N/A.....
FT%	N/A.....
REB	2.....vs. Carver (12/4/20)
AST	N/A.....
STL	N/A.....
BLK	N/A.....
MIN	6.....vs. Carver (12/4/20)
† - school record	‡ - tied school record m.r. - most recently



TAI'REON JOSEPH

6-1 • 175 • Freshman • Guard
Baton Rouge, La. (Scotlandville Magnet)

CAREER AUSTIN PEAY STATISTICS

Year	GP	GS	Min	Avg	FG	FGA	Pct	3G	3GA	Pct	FT	FTA	Pct	Off	Def	Tot	Avg	PF	FO	Ast	TO	Blk	Stl	Pts	Avg
2020-21	8	3	132	16.5	23	54	.426	11	29	.379	4	6	.667	3	6	9	1.1	8	0	8	13	0	5	61	7.6
TOTAL	8	3	132	16.5	23	54	.426	11	29	.379	4	6	.667	3	6	9	1.1	8	0	8	13	0	5	61	7.6

2020-21 HIGHLIGHTS AND NOTABLES

- Nickname: Scooter
- Won four straight state titles at Scotlandville Magnet alongside Reece Beekman (Virginia) and Javonte Smart (LSU).
- All-Tournament at the City of Palms Classic in December 2019 after posting 19.5 points and 6.3 rebounds against some of the nation's best programs.
- Career-high five assists against Carver.
- Broke into double figures for the first time as a Gov with 12 points in 11 minutes at Murray State.
- In his first start as a Gov, responded with an 8-for-11 performance to tally 20 points despite foul trouble limiting him to 23 minutes against McKendree.
- Hit a trio of first-half threes to keep the Govs close against Murray State in the rematch.

2020-21 GAME-BY-GAME BREAKDOWN

Opponent	Min	FGM	Pct	3GM	Pct	FTM	Pct	Off-Tot	PF	A	TO	Blk	Stl	Pts
vs. Omaha	11	1-3	.333	0-2	.000	0-0	.000	0-1	0	0	0	0	0	2
vs. ETSU	7	1-3	.333	0-1	.000	0-0	.000	0-0	0	0	1	0	1	2
vs. ACU	18	2-5	.400	0-2	.000	0-0	.000	2-2	0	0	3	0	0	4
Carver	16	3-9	.333	0-3	.000	0-0	.000	1-3	2	5	1	0	0	6
at Murray St.	11	3-6	.500	3-5	.600	3-4	.750	0-0	0	0	3	0	0	12
McKendree	23	8-11	.727	4-5	.800	0-0	.000	0-1	4	1	1	0	2	20
Florida A&M	18	2-9	.222	1-5	.200	0-0	.000	0-1	1	1	1	0	0	5
Murray St.	28	3-8	.375	3-6	.500	1-2	.500	0-1	1	1	3	0	2	10
at TSU														
EKU														
at SIUE														
at EIU														
at UT Martin														
at SEMO														
TN Tech														
JSU														
Belmont														
TSU														
at ECU														
at Morehead St.														
UT Martin														
SEMO														
SIUE														
EIU														
at TN Tech														
at JSU														

CAREER BESTS

(Percentages based on minimum three attempts)

SCORING	20.....vs. McKendree (12/14/20)
FGM	8.....vs. McKendree (12/14/20)
FG%	.727.....(8-11) vs. McKendree (12/14/20)
3FGM	4.....vs. McKendree (12/14/20)
3FGA	6.....vs. Murray State (12/21/20)
FTM	3.....at Murray State (12/8/20)
FT%	.750.....(3-4) at Murray State (12/8/20)
REB	3.....vs. Carver (12/4/20)
AST	5.....vs. Carver (12/4/20)
STL	2.....m.r. vs. Murray State (12/21/20)
BLK	N/A.....
MIN	28.....vs. Murray State (12/21/20)
† - school record ‡ - tied school record m.r. - most recently	



CORBIN MERRITT

6-8 • 240 • R-Junior • Forward
Lloyd, Fla. (Oklahoma)

CAREER AUSTIN PEAY STATISTICS

Year	GP	GS	Min	Avg	FG	FGA	Pct	3G	3GA	Pct	FT	FTA	Pct	Off	Def	Tot	Avg	PF	FO	Ast	TO	Blk	Stl	Pts	Avg
2020-21	6	0	31	5.2	5	11	.455	0	2	.000	1	2	.500	6	6	12	2.0	3	0	2	3	2	0	11	1.8
TOTAL	6	0	31	5.2	5	11	.455	0	2	.000	1	2	.500	6	6	12	2.0	3	0	2	3	2	0	11	1.8

2020-21 HIGHLIGHTS AND NOTABLES

- Played in eight games at Oklahoma after transferring as the No. 3-ranked junior college center out of Daytona State.
- Battled for frontcourt minutes at Daytona State with Khadim Sy (Ole Miss) and Doudou Gueye (Louisiana).
- Tallied 14 minutes and his first bucket as a Gov against Carver; added seven rebounds and a pair of blocked shots.

2020-21 GAME-BY-GAME BREAKDOWN

Opponent	Min	FGM	Pct	3GM	Pct	FTM	Pct	Off-Tot	PF	A	TO	Blk	Stl	Pts
vs. Omaha	DNP													
vs. ETSU	2	0-0	.000	0-0	.000	0-0	.000	0-2	1	1	0	0	0	0
vs. ACU	2	0-1	.000	0-1	.000	0-0	.000	1-1	0	0	0	0	0	0
Carver	14	3-6	.500	0-0	.000	1-2	.500	3-7	0	1	1	2	0	7
at Murray St.	3	0-1	.000	0-1	.000	0-0	.000	0-0	0	0	0	0	0	0
McKendree	DNP													
Florida A&M	6	1-1	1.000	0-0	.000	0-0	.000	1-1	0	0	0	0	0	2
Murray St.	4	1-2	.500	0-0	.000	0-0	.000	1-1	2	0	2	0	0	2
at TSU														
EKU														
at SIUE														
at EIU														
at UT Martin														
at SEMO														
TN Tech														
JSU														
Belmont														
TSU														
at ECU														
at Morehead St.														
UT Martin														
SEMO														
SIUE														
EIU														
at TN Tech														
at JSU														

CAREER BESTS

(Percentages based on minimum three attempts)

SCORING	7.....vs. Carver (12/4/20)
FGM	3.....vs. Carver (12/4/20)
FG%	.500.....(3-6) vs. Carver (12/4/20)
3FGM	N/A.....
3FGA	1.....m.r. at Murray State (12/8/20)
FTM	1.....vs. Carver (12/4/20)
FT%	N/A.....
REB	7.....vs. Carver (12/4/20)
AST	1.....m.r. vs. Carver (12/4/20)
STL	N/A.....
BLK	2.....vs. Carver (12/4/20)
MIN	14.....vs. Carver (12/4/20)
† - school record ‡ - tied school record m.r. - most recently	



4

MERDY MONGOZI

6-10 • 235 • Junior • Center

Kinshasa, Congo (South Georgia Tech)

CAREER AUSTIN PEAY STATISTICS

Year	GP	GS	Min	Avg	FG	FGA	Pct	3G	3GA	Pct	FT	FTA	Pct	Off	Def	Tot	Avg	PF	FO	Ast	TO	Blk	Stl	Pts	Avg
2020-21	3	0	7	2.3	1	1	1.000	0	0	.000	2	2	1.000	1	2	3	1.0	4	0	0	1	0	0	4	1.3
TOTAL	3	0	7	2.3	1	1	1.000	0	0	.000	2	2	1.000	1	2	3	1.0	4	0	0	1	0	0	4	1.3

2020-21 HIGHLIGHTS AND NOTABLES

- Began career at NCCAA Carver Bible College before transferring to South Georgia Technical College last year.
- Blocked three shots against Wofford and five against Tennessee State during his year at Carver.
- Appeared in all three games at the #BeachBubble Gulf Coast Showcase.
- Lower-body injury will keep him out indefinitely.

2020-21 GAME-BY-GAME BREAKDOWN

Opponent	Min	FGM	Pct	3GM	Pct	FTM	Pct	Off-Tot	PF	A	TO	Blk	Stl	Pts
vs. Omaha	4	0-0	.000	0-0	.000	0-0	.000	0-2	0	0	1	0	0	0
vs. ETSU	2	1-1	1.000	0-0	.000	2-2	1.000	1-1	2	0	0	0	0	4
vs. ACU	1	0-0	.000	0-0	.000	0-0	.000	0-0	2	0	0	0	0	0
Carver	INJ													
at Murray St.	INJ													
McKendree	INJ													
Florida A&M	INJ													
Murray St.	INJ													
at TSU														
EKU														
at SIUE														
at EIU														
at UT Martin														
at SEMO														
TN Tech														
JSU														
Belmont														
TSU														
at ECU														
at Morehead St.														
UT Martin														
SEMO														
SIUE														
EIU														
at TN Tech														
at JSU														

CAREER BESTS

(Percentages based on minimum three attempts)

SCORING	4.....vs. ETSU (11/26/20)
FGM	1.....vs. ETSU (11/26/20)
FG%	N/A.....
3FGM	N/A.....
3FGA	N/A.....
FTM	2.....vs. ETSU (11/26/20)
FT%	N/A.....
REB	2.....vs. Omaha (11/25/20)
AST	N/A.....
STL	N/A.....
BLK	N/A.....
MIN	4.....vs. Omaha (11/25/20)
† - school record ‡ - tied school record m.r. - most recently	



CARLOS PAEZ

5-10 • 180 • Sophomore • Guard
Naguanagua, Venezuela (Sunrise Acad.)

CAREER AUSTIN PEAY STATISTICS

Year	GP	GS	Min	Avg	FG	FGA	Pct	3G	3GA	Pct	FT	FTA	Pct	Off	Def	Tot	Avg	PF	FO	Ast	TO	Blk	Stl	Pts	Avg
2019-20	33	19	813	24.6	59	157	.376	28	81	.346	67	76	.882	10	49	59	1.8	78	2	114	44	0	42	213	6.5
2020-21	8	6	231	28.9	19	44	.432	5	16	.313	12	18	.667	3	16	19	2.4	9	0	29	23	0	7	55	6.9
TOTAL	41	25	1044	25.5	78	201	.388	33	97	.340	79	94	.840	13	65	78	1.9	87	2	143	67	0	49	268	6.5

2020-21 HIGHLIGHTS AND NOTABLES

- 3.0-to-1 assist-to-turnover ratio in 19 starts as a freshman.
- Started all three games at the #BeachBubble Gulf Coast Showcase.
- Opened season with a career-high nine assists against Omaha.
- Tallied 10 points against Carver in a reserve role.
- Made it three straight games in double-digits with 11, including a pair of three-pointers, at Murray State.
- Returned to the starting lineup against McKendree and posted seven assists and four steals.

2020-21 GAME-BY-GAME BREAKDOWN

Opponent	Min	FGM	Pct	3GM	Pct	FTM	Pct	Off-Tot	PF	A	TO	Blk	Stl	Pts
vs. Omaha	28	1-2 .500		0-0 .000		0-2 .000		0-2	3	9	4	0	0	2
vs. ETSU	25	0-6 .000		0-3 .000		2-2 1.000		1-4	0	1	2	0	1	2
vs. ACU	28	3-6 .500		1-2 .500		3-4 .750		0-1	3	4	3	0	0	10
Carver	22	4-8 .500		0-2 .000		2-2 1.000		1-2	0	4	3	0	0	10
at Murray St.	30	3-6 .500		2-3 .667		3-4 .750		0-2	0	1	3	0	0	11
McKendree	35	2-4 .500		0-1 .000		0-0 .000		0-2	0	7	3	0	4	4
Florida A&M	32	3-6 .500		2-4 .500		1-2 .500		1-2	1	0	3	0	1	9
Murray St.	31	3-6 .500		0-1 .000		1-2 .500		0-4	2	3	2	0	1	7
at TSU														
EKU														
at SIUE														
at EIU														
at UT Martin														
at SEMO														
TN Tech														
JSU														
Belmont														
TSU														
at ECU														
at Morehead St.														
UT Martin														
SEMO														
SIUE														
EIU														
at TN Tech														
at JSU														

CAREER BESTS

(Percentages based on minimum three attempts)

SCORING	17.....vs. South Carolina State (11/25/19)
FGM	6.....vs. North Florida (12/7/19)
FG%	1.000.....(6-6) vs. North Florida (12/7/19)
3FGM	5.....at Jacksonville State (1/11/20)
3FGA	6.....at Jacksonville State (1/11/20)
FTM	11.....vs. South Carolina State (11/25/19)
FT%	1.000.....(6-6) m.r. vs. Murray State (2/13/20)
REB	6.....vs. Tennessee State (1/23/20)
AST	9.....vs. Omaha (12/25/20)
STL	5.....vs. UT Martin (1/4/20)
BLK	N/A.....
MIN	38.....vs. UT Martin (1/4/20)

† - school record ‡ - tied school record m.r. - most recently



6-8 • 220 • Sophomore • Forward
Chicago, Ill. (Georgia)

Year	GP	GS	Min	Avg	FG	FGA	Pct	3G	3GA	Pct	FT	FTA	Pct	Off	Def	Tot	Avg	PF	FO	Ast	TO	Blk	Stl	Pts	Avg
2020-21	8	5	191	23.9	25	47	.532	3	9	.333	18	23	.783	12	29	41	5.1	21	0	9	8	8	5	71	8.9
TOTAL	8	5	191	23.9	25	47	.532	3	9	.333	18	23	.783	12	29	41	5.1	21	0	9	8	8	5	71	8.9

- Made 24 appearances as a freshman at Georgia, seeing nine minutes per night.
- Scored four points, snagged four rebounds and added a blocked shot in 10 minutes against the Gavs on December 30, 2019 in Athens.
- Played on the Nike EYBL circuit with MoKaN Elite, alongside current Gavs Carlos Paez and Corbin Merritt.
- Blocked four shots against Omaha in his Austin Peay debut.
- Reached double figures for the first time as a Gov with 12 points against Abilene Christian.
- Efficient 14 points and eight boards in 18 minutes against Carver, hitting all six shots from the floor.
- Dropped a career-high 18 points to lead the Gavs against Florida A&M; hit 8-of-9 at the line and added seven rebounds against the Rattlers.

[illegible]

(Percentages based on minimum three attempts)

SCORING	18.....vs. Florida A&M (12/15/20)
FGM	6.....vs. Carver (12/4/20)
FG%	1.000.....(6-6) vs. Carver (12/4/20)
3FGM	2.....vs. Abilene Christian (11/27/20)
3FGA	3.....vs. Abilene Christian (11/27/20)
FTM	8.....vs. Florida A&M (12/15/20)
FT%	.889.....(8-9) vs. Florida A&M (12/15/20)
REB	8.....m.r. vs. Carver (12/4/20)
AST	3.....vs. Abilene Christian (11/27/20)
STL	2.....vs. Carver (12/4/20)
BLK	4.....vs. Omaha (11/25/20)
MIN	30.....m.r. vs. Florida A&M (12/15/20)
† - school record	‡ - tied school record m.r. - most recently



DJ PEAVY

14

6-2 • 190 • R-Sophomore • Guard
Cibolo, Tex. (Collin College)

CAREER AUSTIN PEAY STATISTICS

Year	GP	GS	Min	Avg	FG	FGA	Pct	3G	3GA	Pct	FT	FTA	Pct	Off	Def	Tot	Avg	PF	FO	Ast	TO	Blk	Stl	Pts	Avg
2020-21	8	2	130	16.3	12	28	.429	2	6	.333	8	16	.500	5	3	8	1.0	22	0	18	13	0	7	34	4.3
TOTAL	8	2	130	16.3	12	28	.429	2	6	.333	8	16	.500	5	3	8	1.0	22	0	18	13	0	7	34	4.3

2020-21 HIGHLIGHTS AND NOTABLES

- Did not play last year at Collin College after transferring from Mercer at the end of 2019.
- Younger brother Micah is a freshman at Texas Tech.
- Saw quality minutes in his first action in over 18 months during his debut weekend as a Gov at the #BeachBubble Gulf Coast Showcase.
- Handed out four assists in 15 minutes against ETSU.
- First start as a Gov yielded eight points, team-high seven assists against Carver.
- 2.3-to-1 assist-to-turnover ratio through first six games as a Gov.
- Poured in a career-best 11 points against Murray State to reach double figures for the first time as a Gov.

2020-21 GAME-BY-GAME BREAKDOWN

Opponent	Min	FGM	Pct	3GM	Pct	FTM	Pct	Off-Tot	PF	A	TO	Blk	Stl	Pts
vs. Omaha	10	0-2	.000	0-1	.000	1-2	.500	0-0	3	1	0	0	2	1
vs. ETSU	15	1-3	.333	0-0	.000	0-3	.000	0-1	3	4	1	0	1	2
vs. ACU	11	1-3	.333	0-1	.000	1-2	.500	1-2	4	0	1	0	0	3
Carver	23	4-8	.500	0-1	.000	0-1	.000	0-0	1	7	3	0	1	8
at Murray St.	15	1-2	.500	0-0	.000	0-0	.000	1-1	2	0	2	0	0	2
McKendree	13	0-2	.000	0-0	.000	0-0	.000	0-0	4	4	0	0	0	0
Florida A&M	22	2-4	.500	1-2	.500	2-2	1.000	1-1	3	2	5	0	1	7
Murray St.	21	3-4	.750	1-1	1.000	4-6	.667	2-3	2	0	1	0	2	11
at TSU														
EKU														
at SIUE														
at EIU														
at UT Martin														
at SEMO														
TN Tech														
JSU														
Belmont														
TSU														
at EKU														
at Morehead St.														
UT Martin														
SEMO														
SIUE														
EIU														
at TN Tech														
at JSU														

CAREER BESTS

(Percentages based on minimum three attempts)

SCORING	8.....vs. Murray State (12/21/20)
FGM	4.....vs. Carver (12/4/20)
FG%	.750.....(3-4) vs. Murray State (12/21/20)
3FGM	1.....m.r. vs. Murray State (12/21/20)
3FGA	2.....vs. Florida A&M (12/15/20)
FTM	2.....vs. Murray State (12/21/20)
FT%	.667.....(4-6) vs. Murray State (12/21/20)
REB	3.....vs. Murray State (12/21/20)
AST	7.....vs. Carver (12/4/20)
STL	2.....m.r. vs. Murray State (12/21/20)
BLK	N/A.....
MIN	23.....vs. Carver (12/4/20)

† - school record ‡ - tied school record m.r. - most recently



TERRY TAYLOR

6-5 • 230 • Senior • Guard/Forward
Bowling Green, Ky. (Bowling Green HS)

CAREER AUSTIN PEAY STATISTICS

Year	GP	GS	Min	Avg	FG	FGA	Pct	3G	3GA	Pct	FT	FTA	Pct	Off	Def	Tot	Avg	PF	FO	Asst	TO	Blk	Stl	Pts	Avg
2017-18	34	34	1070	31.5	196	362	.541	38	88	.432	100	137	.730	133	158	291	8.6	85	3	25	61	34	20	530	15.6
2018-19	33	33	1092	33.1	258	486	.531	50	147	.340	109	147	.741	111	183	294	8.9	66	2	57	64	30	35	675	20.5
2019-20	33	33	1206	36.5	285	518	.550	41	128	.320	107	164	.652	132	230	362	11.0	63	1	46	78	44	43	718	21.8
2020-21	8	8	288	36.0	71	123	.577	6	23	.261	20	23	.870	37	51	88	11.0	12	0	10	18	3	8	168	21.0
TOTAL	108	108	3656	33.9	810	1489	.544	135	386	.350	336	471	.713	413	622	1035	9.6	226	6	138	221	111	106	2091	19.4

2020-21 HIGHLIGHTS AND NOTABLES

- 2020 Ohio Valley Conference Player of the Year in vote of the league's coaches and communication directors.
- Back-to-back Preseason OVC Preseason Player of the Year.
- Named to the Jerry West Award Preseason Watch List.
- Named to the Lou Henson Award Preseason Watch List.
- Named to the Lute Olson Award Preseason Watch List.
- Nation's active leader in total rebounds, rebounds per game, total field goals and double-doubles.
- Opened senior season with three straight 20-10 efforts, earning All-Tournament honors at the #Beach-Bubble Gulf Coast Showcase and OVC Player of the Week honors.
- In addition to the go-ahead bucket with 5.1 seconds left, put up 25 points and 16 rebounds, including 10 on the offensive glass, against ETSU.
- Reached hallowed 2000-point mark during a 10-point, 10-board showing against Carver-third Gov and 19th player in OVC history with 2000+ points.
- Became the fifth player in OVC history with 2,000 points and 1,000 rebounds with his fifth board in the first Murray State contest.
- Season's first 30-point effort came with 31 against McKendree.
- In front of a national TV audience, poured in 30 points and grabbed 13 rebounds to avenge an earlier loss to Murray State, taking over second all-time in scoring at Austin Peay.

2020-21 GAME-BY-GAME BREAKDOWN

Opponent	Min	FGM	Pct	3GM	Pct	FTM	Pct	Off-Tot	PF	A	TO	Blk	Stl	Pts
vs. Omaha	36	9-17	.529	1-3	.333	2-4	.500	4-12	2	1	4	1	1	21
vs. ETSU	40	11-17	.647	0-0	.000	3-3	1.000	10-16	2	0	2	0	2	25
vs. ACU	36	10-15	.667	1-3	.333	1-1	1.000	4-10	3	2	6	0	0	22
Carver	27	5-7	.714	0-1	.000	0-0	.000	3-10	1	3	2	1	1	10
at Murray St.	35	8-14	.571	0-2	.000	0-0	.000	4-11	1	1	0	0	0	16
McKendree	38	12-19	.632	2-5	.400	5-5	1.000	2-8	1	0	2	0	1	31
Florida A&M	36	5-14	.357	0-4	.000	3-3	1.000	4-8	1	0	1	0	3	13
Murray St.	40	11-20	.550	2-5	.400	6-7	.857	6-13	1	3	1	1	0	30
at TSU														
EKU														
at SIUE														
at EIU														
at UT Martin														
at SEMO														
TN Tech														
JSU														
Belmont														
TSU														
at EKU														
at Morehead St.														
UT Martin														
SEMO														
SIUE														
EIU														
at TN Tech														
at JSU														

CAREER BESTS

(Percentages based on minimum three attempts)

SCORING	42.....at Morehead State (2/16/19)
FGM	15.....m.r. vs. Southeastern Louisiana (11/23/19)
FG%	.818.....(9-11) vs. Morehead State (1/27/18)
3FGM	6.....vs. Tennessee State (1/23/20)
3FGA	9.....at Morehead State (2/16/19)
FTM	11.....m.r. vs. Morehead State (3/7/19)
FT%	1.000.....(5-5) m.r. vs. McKendree (12/14/20)
REB	23.....at Belmont (2/8/20)
AST	9.....vs. SIUE (1/30/20)
STL	3.....m.r. vs. Florida A&M (12/15/20)
BLK	4.....m.r. vs. Eastern Kentucky (2/15/20)
MIN	45.....at Eastern Illinois (2/22/20)
† - school record ‡ - tied school record m.r. - most recently	



ELTON WALKER

6-4 • 200 • Junior • Forward
Miami, Fla. (Miami-Dade College)

CAREER AUSTIN PEAY STATISTICS

Year	GP	GS	Min	Avg	FG	FGA	Pct	3G	3GA	Pct	FT	FTA	Pct	Off	Def	Tot	Avg	PF	FO	Ast	TO	Blk	Stl	Pts	Avg
2020-21	8	5	131	16.4	15	27	.556	1	5	.200	3	8	.375	8	13	21	2.6	11	0	4	13	2	7	34	4.3
TOTAL	8	5	131	16.4	15	27	.556	1	5	.200	3	8	.375	8	13	21	2.6	11	0	4	13	2	7	34	4.3

2020-21 HIGHLIGHTS AND NOTABLES

- Averaged 12.2 points at Miami-Dade a year ago.
- Ranked 71st in offensive rebounding in the NJCAA as a freshman.
- Provided great energy off the bench in his debut weekend as a Gov at the #BeachBubble Gulf Coast Showcase.
- Turned in career-high 13 points, five rebounds and four steals in first start as a Gov against Carver.
- Hit four of five shots from the floor and added a career-high tying five rebounds against McKendree.

2020-21 GAME-BY-GAME BREAKDOWN

Opponent	Min	FGM	Pct	3GM	Pct	FTM	Pct	Off-Tot	PF	A	TO	Blk	Stl	Pts
vs. Omaha	19	1-4	.250	0-2	.000	0-0	.000	1-4	1	1	2	0	1	2
vs. ETSU	3	1-1	1.000	0-0	.000	1-1	1.000	0-0	3	0	2	0	0	3
vs. ACU	16	1-1	1.000	0-0	.000	0-0	.000	1-3	2	0	3	0	0	2
Carver	22	6-8	.750	1-1	1.000	0-2	.000	1-5	3	1	0	2	4	13
at Murray St.	20	1-5	.200	0-1	.000	0-0	.000	1-1	0	0	2	0	0	2
McKendree	25	4-5	.800	0-1	.000	0-1	.000	3-5	2	1	2	0	1	8
Florida A&M	9	0-1	.000	0-0	.000	1-2	.500	0-1	0	1	0	0	0	1
Murray St.	17	1-2	.500	0-0	.000	1-2	.500	1-2	0	0	2	0	1	3
at TSU														
EKU														
at SIUE														
at EIU														
at UT Martin														
at SEMO														
TN Tech														
JSU														
Belmont														
TSU														
at EKV														
at Morehead St.														
UT Martin														
SEMO														
SIUE														
EIU														
at TN Tech														
at JSU														

CAREER BESTS

(Percentages based on minimum three attempts)

SCORING	13.....vs. Carver (12/4/20)
FGM	6.....vs. Carver (12/4/20)
FG%	.800.....(4-5) vs. McKendree (12/14/20)
3FGM	1.....vs. Carver (12/4/20)
3FGA	2.....vs. Omaha (11/25/20)
FTM	1.....m.r. vs. Florida A&M (12/15/20)
FT%	N/A.....
REB	5.....m.r. vs. McKendree (12/14/20)
AST	1.....m.r. vs. Florida A&M (12/15/20)
STL	4.....vs. Carver (12/4/20)
BLK	2.....vs. Carver (12/4/20)
MIN	25.....vs. McKendree (12/14/20)
† - school record ‡ - tied school record m.r. - most recently	



ALEC WOODARD

6-2 • 200 • Sophomore • Guard

Rutledge, Ga. (Morgan County HS)

CAREER AUSTIN PEAY STATISTICS

Year	GP	GS	Min	Avg	FG	FGA	Pct	3G	3GA	Pct	FT	FTA	Pct	Off	Def	Tot	Avg	PF	FO	Ast	TO	Blk	Stl	Pts	Avg
2019-20	31	4	510	16.5	40	90	.444	27	67	.403	25	30	.833	15	48	63	2.0	63	0	25	17	6	17	132	4.3
2020-21	8	3	112	14.0	7	32	.219	6	24	.250	4	6	.667	7	5	12	1.5	22	1	8	7	1	10	24	3.0
TOTAL	39	7	622	15.9	47	122	.385	33	91	.363	29	36	.806	22	53	75	1.9	85	1	33	24	7	27	156	4.0

2020-21 HIGHLIGHTS AND NOTABLES

- Made four starts as a freshman, including both OVC Tournament contests in Evansville.
- After starting his career 4-for-25 from deep, hit 23 of his last 42 attempts from beyond the arc over the last 20 games.
- Started all three games for the Govs at the #Beach-Bubble Gulf Coast Showcase.
- First reserve role of 2020-21 saw him drop 12 points against Carver.

2020-21 GAME-BY-GAME BREAKDOWN

Opponent	Min	FGM	Pct	3GM	Pct	FTM	Pct	Off-Tot	PF	A	TO	Blk	Stl	Pts
vs. Omaha	9	1-4	.250	1-3	.333	0-0	.000	0-2	2	1	0	0	1	3
vs. ETSU	11	0-3	.000	0-1	.000	0-0	.000	2-2	4	0	1	0	0	0
vs. ACU	10	0-1	.000	0-1	.000	0-0	.000	0-0	2	1	0	0	1	0
Carver	19	3-7	.429	3-7	.429	3-4	.750	2-3	3	1	1	1	2	12
at Murray St.	12	0-1	.000	0-1	.000	0-0	.000	0-0	5	0	1	0	2	0
McKendree	14	1-5	.200	1-3	.333	0-0	.000	1-2	0	1	2	0	1	3
Florida A&M	25	2-8	.250	1-6	.167	0-0	.000	0-1	2	3	2	0	2	5
Murray St.	12	0-3	.000	0-2	.000	1-2	.500	2-2	4	1	0	0	1	1
at TSU														
EKU														
at SIUE														
at EIU														
at UT Martin														
at SEMO														
TN Tech														
JSU														
Belmont														
TSU														
at ECU														
at Morehead St.														
UT Martin														
SEMO														
SIUE														
EIU														
at TN Tech														
at JSU														

CAREER BESTS

(Percentages based on minimum three attempts)

SCORING	12.....vs. Carver (12/4/20)
FGM	4.....at UT Martin (1/18/20)
FG%	1.000.....(3-3) m.r. vs. SIUE (1/30/20)
3FGM	3.....m.r. vs. Carver (12/4/20)
3FGA	7.....vs. Carver (12/4/20)
FTM	4.....m.r. vs. Eastern Illinois (3/5/20)
FT%	1.000.....(4-4) vs. Belmont (1/25/20)
REB	5.....m.r. vs. Southeast Missouri (1/2/20)
AST	4.....at Eastern Illinois (2/22/20)
STL	3.....at Jacksonville State (1/11/20)
BLK	2.....at Tennessee State (2/6/20)
MIN	29.....vs. Alabama State (12/22/19)
† - school record ‡ - tied school record m.r. - most recently	