



AUSTIN PEAY

GOVERNORS BASKETBALL | 13-TIME OHIO VALLEY CONFERENCE CHAMPION | 2020 OVC PRESEASON PLAYER OF THE YEAR



COLBY WILSON
BASKETBALL CONTACT
E: wilsonrc@apsu.edu
P: 615-604-3803

2020-21 GAME NOTES | THE TENNESSEE STATE REMATCH

AUSTIN PEAY (8-6, 4-4) vs TENNESSEE STATE (3-11, 2-9)
JANUARY 30, 2021 ■ DUNN CENTER ■ CLARKSVILLE, TENN.

THE MATCHUP



AUSTIN PEAY
2020-21 RECORD
8-6 ■ 4-4 OVC

LAST GAME
January 28, 2021
L, 76-81 vs Belmont
in Clarksville

HEAD COACH
Matt Figger
Eastern Kentucky (1995)
70-44 ■ 4th season at APSU
70-44 ■ 4 career seasons



TENNESSEE STATE
2020-21 RECORD
3-11 ■ 2-9 OVC

LAST GAME
January 28, 2021
L, 53-73 at Murray State
in Murray

HEAD COACH
Brian Collins
Belmont (1995)
30-47 ■ 3rd season at TSU
30-47 ■ 3 career seasons

LEADERS

Terry Taylor
■ 21.4 ppg, 10.9 rpg,
54.4 FG%, 79.6 FT%

Jordyn Adams
■ 10.3 ppg, 2.7 rpg,
1.8 apg, 87.5 FT%

Mike Peake
■ 9.6 ppg, 4.7 rpg,
58.9 FG%, 41.2 3pt FG%

LEADERS

Mark Freeman
■ 14.6 ppg, 4.0 rpg,
3.9 apg, 79.7 FT%

Marcus Fitzgerald Jr.
■ 12.7 ppg, 2.8 rpg,
41.8 FG%, 81.5 FT%

Ravel Moody
■ 7.2 ppg, 3.6 rpg,
44.6 FG%, 66.7 FT%

FASTBREAK

- Austin Peay State University men's basketball team will bring its four-game homestand to an end when the Gobs host Tennessee State in a 4 p.m., Saturday, contest in the Dunn Center.
- For the second year in a row, Terry Taylor was tabbed as the Ohio Valley Conference's Preseason Player of the Year, making him the first player in program history with back-to-back Preseason Player of the Year nods.
- Taylor stands among the elite in Division I in both scoring and rebounding; he's the only returning Division I player who was among the nation's top-25 in scoring (21.8 ppg) and rebounding (11.0 rpg) a year ago.
- Taylor was the only Division I player in the nation to lead his league in scoring and rebounding, at 21.8 points and 11.0 boards, respectively, a year ago, a feat he's presently on pace to replicate for 2020-21. He's one of three qualified players currently averaging a 20-10 this season.
- Jordyn Adams was the nation's fourth-leading scorer among freshman players at 17.4 ppg, a number that jumped to 19.6 ppg during OVC play; unfortunately, he missed nearly a month due to injury and is making his fifth appearance since returning.
- Carlos Paez's six three-pointers against Belmont, Jan. 28, were a career-high and most by a Governor in over a calendar year.
- Over the summer, both Adams and Taylor put their names in for consideration for the NBA Draft before deciding to return to Clarksville.
- TSU alum and current Portland Trail Blazers forward Robert Covington recently donated a new practice facility to the TSU men and women's basketball programs.
- Preseason All-OVC guard Carlos Marshall Jr., who scored eight of Tennessee State's final 19 points to hand Austin Peay its first league loss a year ago, has yet to play this season due to a hip injury.

SCHEDULE

DATE	OPPONENT	TIME
Gulf Coast Showcase <i>Ft. Myers, Fla.</i>		
Nov. 25	vs. Omaha	W, 72-66
Nov. 26	vs. ETSU	W, 67-66
Nov. 27	vs. Abilene Christian	L, 72-80
Dec. 4	Carver College	W, 102-38
Dec. 8	at Murray State •	L, 57-87
Dec. 14	McKendree	W, 82-68
Dec. 15	Florida A&M	L, 70-76
Dec. 18	McNeese State	CCLD
Dec. 21	Murray State •	W, 74-70
Dec. 30	at Tennessee State •	W, 68-59
Jan. 2	Eastern Kentucky •	L, 75-80
Jan. 7	at SIUE •	PPD
Jan. 9	at Eastern Illinois •	W, 74-71
Jan. 14	at UT Martin •	PPD
Jan. 16	at Southeast Missouri •	PPD
Jan. 21	Tennessee Tech •	W, 72-69
Jan. 23	Jacksonville State •	L, 70-76
Jan. 28	Belmont •	L, 76-81
Jan. 30	Tennessee State •	4 p.m.
Feb. 1	at SIUE •	2 p.m.
Feb. 4	at Eastern Kentucky •	7 p.m.
Feb. 6	at Morehead State •	3 p.m.
Feb. 8	at UT Martin •	8 p.m.
Feb. 11	UT Martin •	7:30 p.m.
Feb. 13	Southeast Missouri •	4 p.m.
Feb. 16	at Southeast Missouri •	6 p.m.
Feb. 18	SIUE •	7:30 p.m.
Feb. 20	Eastern Illinois •	4 p.m.
Feb. 25	at Tennessee Tech •	7:30 p.m.
Feb. 27	at Jacksonville State •	4 p.m.

OVC Basketball Championship <i>Evansville, Ind.</i>	
March 3	First Round TBA
March 4	Quarterfinals TBA
March 5	Semifinals TBA
March 6	Championship TBA

• - OVC Game

INSIDE THE SERIES

The Series: This is the 81st meeting between APSU and Tennessee State dating back to 1952; the Gobs lead 49-31.

Series Streak: Austin Peay won the last meeting.

Last Meeting: Austin Peay won 68-59, Dec. 30, 2020, in Nashville.

AUSTIN PEAY PROBABLE STARTERS



#1
Carlos Paez

Pts	8.3
Ast	4.1
Reb	2.6
3FG%	44%
FT%	77%



#5
Jordyn Adams

Pts	10.3
Reb	2.7
Stl	0.8
Ast	1.8
FT%	88%



#21
Terry Taylor

Pts	21.4
Reb	10.9
Ast	1.6
FG%	54%
FT%	80%



#22
Alec Woodard

Pts	4.6
Reb	2.1
Stl	1.1
Ast	1.3
FT%	82%



#15
Mike Peake

Pts	9.6
Reb	4.7
FG%	59%
FT%	66%
3FG%	41%

TODAY'S BROADCASTS

ipTV: ESPN+
Play-by-Play: Bob Belvin
Analyst: Zach Glotta

RADIO • GOVS SPORTS NETWORK (104.1 FM)
Play-by-Play: Brian Rives
Analyst: Eric Foister

GOVS ON THE WEB

LIVE STATISTICS
PeayStats.com

LIVE AUDIO
<http://player.listenlive.co/41591/>

LIVE VIDEO
WatchESPN



LETSGOPEAY.COM



/LETSGOPEAY



@LETSGOPEAY



@LETSGOPEAY

**WHAT YOU SHOULD KNOW**

Without missing All-OVC standout Carlos Marshall Jr., the Tigers have had a hard time generating offense, posting 66.8 points per game and breaking 70 just three times against Division I opponents. However, Tennessee State's defense has been suffocating (69.9 ppg, 41.5 percent opponent field goals, 29.8 percent opponent three-point field goals) and makes the Tigers a dangerous opponent to welcome into any environment, home or away.

It wouldn't take many bounces for the Tigers record to look far better than the one they have. Tennessee State is 0-5 in one-possession games this season, not including a double-overtime loss at Southeast Missouri and a four-point loss in the rematch to the Redhawks. The Tigers had a shot to win in regulation at Southeast Missouri, missed a game-tying three at the buzzer against Chattanooga and missed a game-winning three as time expired against SIUE. A couple of buckets and the Tigers are sitting a lot prettier in the OVC race.

A dangerous animal is the one backed into a corner, and the Tigers are fighting to get back into the postseason race. Austin Peay will rely on its advantages in rebounding (plus-3.3 margin for the Govs, minus-2.7 for the Tigers) and Tennessee State's spurious three-point shooting (league-low 27.1 percent) to build and maintain a lead; containing penetration by Tennessee State's guards will be the key to victory for the Govs.

DEEPER MEANINGS

WHAT A WIN WOULD MEAN: Would give the Govs three straight home wins against Tennessee State for the first time since 2010-12... would give Austin Peay the season sweep against Tennessee State for the first time since winning all three games in 2007... would be Austin Peay's 50th win all-time against the Tigers.

WHAT A LOSS WOULD MEAN: Would give the Govs three straight league losses for the first time since Dec. 31, 2016-Jan. 7, 2017... would drop the Govs below .500 in league play through after nine OVC contests for the first time since 2017... would be the Governors first loss to Tennessee State at home since 2017.

LAST TIME VERSUS TENNESSEE STATE

The Govs made their first post-Christmas appearance at the Gentry Center and left with their first true road win against Tennessee State since 2014, defeating the Tigers 68-59, Dec. 30, 2020. Reginald Gee equaled his career high with 20 points on the night and the Govs controlled the interior by outscoring Tennessee State 32-10 in the paint, 19-6 on second-chance points and outrebounding the Tigers 43-33.

VS. 2020-21 OPPONENTS**GOVS ALL-TIME****Non-Conference**

Abilene Christian	0-2
Carver College	1-0
ETSU	31-40
Florida A&M	0-1
McKendree	3-0
Omaha	1-0

Conference

Belmont	32-20
Eastern Illinois	36-19
Eastern Kentucky	64-54
Jacksonville State	22-7
Morehead State	56-56
Murray State	45-92
SIU Edwardsville	13-4
Southeast Missouri	42-22
Tennessee State	49-31
Tennessee Tech	72-74
UT Martin	77-31

VS. 2020-21 OPPONENTS**MATT FIGGER ALL-TIME****Non-Conference**

Abilene Christian	0-1
Carver College	1-0
ETSU	1-0
Florida A&M	0-1
McKendree	2-0
Omaha	1-0

Conference

Belmont	1-5
Eastern Illinois	7-2
Eastern Kentucky	3-2
Jacksonville State	4-1
Morehead State	5-0
Murray State	2-7
SIU Edwardsville	6-0
Southeast Missouri	6-0
Tennessee State	3-2
Tennessee Tech	3-2
UT Martin	6-0

TALE OF THE TAPE...

	APSU		TENNESSEE STATE	
	Overall	OVC	Overall	OVC
Scoring Offense	73.6	70.8	66.8	65.1
Scoring Defense	70.5	74.1	69.9	70.5
Field Goal %	45.7	45.0	42.4	41.7
FG% defense	48.9	52.3	41.5	42.4
Three-Point Field Goal %	32.5	32.7	27.1	28.3
3G% Defense	34.7	36.2	29.8	28.8
Free-throw %	69.8	67.2	67.4	68.1
Rebounds per game	34.1	32.5	35.1	33.5
Rebound margin	+3.3	+2.5	-2.7	-4.1
Assists per game	13.2	12.5	10.9	9.6
Turnover Average	14.8	13.4	16.5	16.8
Steals per game	6.2	4.5	6.7	6.6
Blocks per game	2.1	1.6	3.1	3.1



NUMERICAL ROSTER

NO.	NAME	POS.	HT.	WT.	CL.	EXP.	HOMETOWN/PREVIOUS SCHOOL(S)
0	Elton Walker	F	6-4	200	Jr.	TR	Miami, Fla. (Miami Dade College)
1	Carlos Paez	G	5-10	180	So.	1L	Naguanagua, Venezuela (Sunrise Chistian Acad.)
2	Tai'Reon Joseph	G	6-1	175	Fr.	HS	Baton Rouge, La. (Scotlandville Magnet HS)
4	Merdy Mongozi	C	6-10	235	Jr.	TR	Kinshasa, Congo (South Georgia Technical Coll.)
5	Jordyn Adams	G	6-3	200	So.	1L	Beaumont, Tex. (Silsbee HS)
10	Ibrahima Jarjou	F	6-8	225	Fr.	HS	Bignona, Senegal (Core4 Prep)
11	Corbin Merritt	F	6-8	240	R-Jr.	TR	Lloyd, Fla. (Oklahoma)
12	Reginald Gee	G	6-3	220	R-Gr.	RS	Houston, Tex. (Alabama State)
14	DJ Peavy	G	6-2	190	R-So.	TR	Cibolo, Tex. (Collin College)
15	Mike Peake	F	6-8	220	So.	TR	Chicago, Ill. (Georgia)
21	Terry Taylor	F	6-5	230	Sr.	3L	Bowling Green, Ky. (Bowling Green HS)
22	Alec Woodard	G	6-2	200	So.	1L	Rutledge, Ga. (Morgan County HS)
23	Jordan Burchfield	G	6-1	170	R-Fr.	TR	Rockvale, Tenn. (Trevecca)
24	Codey Bates	G	6-2	205	So.	1L	Memphis, Tenn. (Southwind HS)

ALPHABETICAL

NO.	NAME	POS.
5	Jordyn Adams	G
24	Codey Bates	G
23	Jordan Burchfield	G
12	Reginald Gee	G
10	Ibrahima Jarjou	F
2	Tai'reon Joseph	G
11	Corbin Merritt	F
4	Merdy Mongozi	C
1	Carlos Paez	G
15	Mike Peake	F
14	DJ Peavy	G
21	Terry Taylor	F
0	Elton Walker	G
22	Alec Woodard	G

PRONUNCIATION GUIDE

Players

Reginald Gee	Soft 'g'
Ibrahima Jarjou	ee-bruh-hee-muh Jar-Ju
Tai'Reon Joseph	tare-ee-on
Carlos Paez	pie-EZZ

Coaches

Treis Huggins	trace
---------------	-------

COACHING & SUPPORT STAFF

NAME	POSITION	SEASON AT APSU	ALMA MATER, YEAR
Matt Figger	Head Coach	Fourth season	Eastern Kentucky, 1995
Rod Clark	Assistant coach	First season	Lindsey Wilson, 2005
Darryl Dora	Assistant coach	Second season	Texas Tech, 2007
Nikita Johnson	Assistant coach	Second season	West Georgia, 1989
Joe Cronn	Director of Ops / S&C Coach	Fourth season	Kansas State, 2006
Treis Huggins	Director of Admin. and Development	Fourth season	South Carolina, 2017
Addison Hollin	Video Coordinator	Second season	Western Kentucky, 2017
Joni Johnson	Head Athletic Trainer	30th season	Evansville, 1991
Daniel Feck	Graduate Assistant	Second season	Marshall, 2019
Clinton Ham	Special Assistant	Fourth season	Austin Peay, 2012

QUICK FACTS

UNIVERSITY

Name of School.....Austin Peay State University
 Location Clarksville, TN 37040
 Founded 1927
 Enrollment 11,048
 Interim President.....Dannelle Whiteside
 Alma Mater, Year..... Arkansas-Pine Bluff, 2006
 Athletics Director Gerald Harrison
 Alma Mater, Year..... Tennessee, 2001
 School Colors..... Red and White
 Nickname..... Governors
 Affiliations NCAA Division I
 Ohio Valley Conference
 Ticket Office Phone 931/221-PEAY (7329)

FACILITY

Arena Name.....Winfield Dunn Center
 Basketball facilityDave Aaron Arena
 Basketball floor Dave Loos Court
 Capacity 5,522

ATHLETIC COMMUNICATIONS

Associate Director Colby Wilson
 Office phone.....931/221-6561
 Cell phone 615/604-3803
 Email wilsonrc@apsu.edu
 Director Cody Bush
 Office Phone.....931/221-7561
 Assistant Casey Crigger
 Office Phone.....931/221-6563
 Press Row Phone 931/221-7191
 Mailing Address.....PO Box 4515
 Clarksville, TN 37044
 Website LetsGoPeay.com

MEDIA INFORMATION

Radio Station..... ESPN Clarksville (104.1 FM)
 Contact PersonKatie Gambill
 Phone Number.....931/648-7720
 Play-by-Play Announcer.....Brian Rives
 Analyst Eric Foister

COACHING STAFF

Head Coach Matt Figger
 Alma Mater, Year..... Eastern Kentucky, 1995
 Record at APSU (yrs)..... 70-44 (fourth year)
 Career Record (yrs)..... 70-44 (fourth year)
 Office Phone.....931/221-7904
 Assistant Coach..... Rod Clark
 Alma Mater, year Lindsey Wilson, 2015
 Assistant Coach..... Darryl Dora
 Alma Mater, year Texas Tech, 2007
 Assistant Coach..... Nikita Johnson
 Alma Mater, year West Georgia, 1989
 Director of Operations/Strength Coach..... Joe Cronn
 Alma Mater, year Kansas State, 2006
 Director of Admin and Dev..... Treis Huggins
 Alma Mater, year South Carolina, 2017
 Video Coordinator..... Addison Hollin
 Alma Mater, year Western Kentucky, 2017
 Graduate Assistant Daniel Feck
 Alma Mater, year Marshall, 2019
 Special Assistant..... Clinton Ham
 Alma Mater, year Austin Peay, 2012
 Athletic Trainer Joni Johnson
 Office Phone.....931/221-6268

TEAM INFORMATION

Overall Record Last Year 21-12
 Home | Away | Neutral 14-0 | 5-10 | 2-2
 Conference Record (finish) 14-4/3rd
 Home | Away | Neutral 9-0 | 5-4 | 0-0
 Final ranking last year.....NA
 Letterwinners returning/lost 7/7
 Starters returning/lost..... 3/2

HISTORY

First Year of Men's Basketball..... 1929
 All-time Record 1242-1110
 Last NCAA Tournament appearance..... 2016
 Result lost to Kansas, 105-79
 Last Postseason NIT appearance 2007
 Results..... lost to Air Force, 51-75
 Last CollegeInsider.com appearance 2018
 Results..... lost to UIC, 81-83
 Last CBI Tournament appearance 2011
 Results lost to Boise State, 83-90
 Last OVC Tournament appearance 2020
 Results..... lost to Murray State, 61-73

40-POINT GAMES IN AUSTIN PEAY

HISTORY

51 James "Fly" Williams
 at Ga. Southern, Dec. 30, 1972
 51 James "Fly" Williams
 Tennessee Tech, Jan. 20, 1973
 46 Charles "Bubba" Wells
 at Morehead State, Feb. 25, 1997
 43 Jim Beshears
 Bethel, Feb. 9, 1961
 43 Percy Howard
 Bellarmine, Feb. 6, 1973
 43 Lawrence Mitchell
 Middle Tennessee, Jan. 12, 1987
 43 Lawrence Mitchell
 Eastern Kentucky, Feb. 7, 1987
 43 Lawrence Mitchell
 Morehead State, Feb. 9, 1987
 43 Charles "Bubba" Wells
 Morehead State, Feb. 28, 1997
 43 Derek Wright
 at Southeast Missouri, Jan. 29, 2008
 42 Howard Wright
 Tennessee Tech, Feb. 21, 1970
 42 James "Fly" Williams
 Texas-Pan American, Dec. 9, 1972
 42 Charles "Bubba" Wells
 vs. Air Force, Dec. 29, 1995
 42 **Terry Taylor**
at Morehead State, Feb. 16, 2019
 41 Jim Beshears
 Bethel, Feb. 7, 1962
 41 Larry Noble
 Carson-Newman, Dec. 7, 1970
 40 Jim Beshears
 at Belmont, Feb. 5, 1962
 40 Doug Stamper
 vs. Tennessee A&I, March 8, 1963
 40 James "Fly" Williams
 at Providence, Dec. 15, 1973
 40 Otis Howard
 Eastern Kentucky, Jan. 14, 1978
 40 Charles "Bubba" Wells
 Middle Tennessee, Jan. 23, 1997

H/T to SID Emeritus Brad Kirtley for the compilation of this list.

OVC PRESEASON HONORS

PRESEASON ALL-OVC

Jordyn Adams, Austin Peay

Jomaru Brown, Eastern Kentucky
 Tevin Brown, Murray State
 Jr. Clay, Tennessee Tech
 Tre King, Eastern Kentucky
 Carlos Marshall Jr., Tennessee State
 Grayson Murphy, Belmont
 Nick Muszynski, Belmont
 Mack Smith, Eastern Illinois
 Parker Stewart, UT Martin
Terry Taylor, Austin Peay
 Josiah Wallace, Eastern Illinois
 KJ Williams, Murray State

OVC Preseason Player of the Year

Terry Taylor, Austin Peay

PRESEASON POLL

Points

1. **Austin Peay (9 first-place votes)** **226**
 Murray State (10) 226
 3. Belmont (5) 214
 4. Eastern Kentucky 173
 5. Eastern Illinois 153
 6. Tennessee State 139
 7. Jacksonville State 124
 8. Morehead State 87
 9. Tennessee Tech 84
 10. UT Martin 80
 11. SIUE 48
 12. Southeast Missouri 30



2020-21 OVC STANDINGS

School	OVC	Overall
Belmont	11-0	17-1
Eastern Kentucky	7-1	13-2
Morehead State	9-2	12-6
Jacksonville State	6-4	10-6
SIU Edwardsville	3-2	5-6
Austin Peay	4-4	8-6
Murray State	4-5	7-7
Southeast Missouri	3-6	5-10
UT Martin	3-7	5-9
Eastern Illinois	2-8	5-12
Tennessee Tech	2-8	2-15
Tennessee State	2-9	3-11

OVC ODDS AND ENDS

ALL OVC CONTESTS SET FOR YEAR THREE ON ESPN+

All member institution games will air on ESPN+ for the 2020-21 season.. The terms of the deal over the previous two seasons have included national television contests on the ESPN family of networks, but many of those dates are still to be determined.

NABC HONORS

In addition to the five-man NABC All-District honors, which saw Jordyn Adams and Terry Taylor earn distinction, six OVC players were named to the NABC's Honors Court and Belmont earned the Team Academic Excellence Award.

FIVE OVC ALUMS IN THE NBA FOR OPENING NIGHT

Five former OVC players were on opening night rosters when the 2020-21 NBA season kicked off: Robert Covington (Portland/Tennessee State), Alfonzo McKinnie (Los Angeles Lakers/Eastern Illinois), Ja Morant (Memphis/Murray State), Cameron Payne (Phoenix/Murray State) and Dylan Windler (Cleveland/Belmont).

OVC PLAYERS OF THE WEEK

Week	Player	Newcomer	Freshman
N30	Terry Taylor, APSU	Luke Smith, Belmont	Johni Broome, Morehead State
D07	Tre King, ECU	Eden Holt, UT Martin	Curt Lewis, ECU/JaCobi Wood, Belmont
D14	Luke Smith, Belmont	Luke Smith, Belmont	Johni Broome, Morehead State
D21	Nick Muszynski, BEL/Tre King, ECU	Sydney Wilson, SIUE	Johni Broome, Morehead State
D28	Terry Taylor, APSU	Skyelar Potter, Morehead State	JaCobi Wood, Belmont
J04	Ben Sheppard, Belmont	Amanze Ngumezi, Jacksonville State	Wendell Green Jr., Eastern Kentucky
J11	Terry Taylor, APSU	Brandon Huffman, Jacksonville State	Wendell Green Jr., Eastern Kentucky
J18	Ben Sheppard, BEL/Tre King, ECU	Darian Adams, Jacksonville State	Johni Broome, Morehead State
J25	Brandon Huffman, Jacksonville State	Brandon Huffman, Jacksonville State	W. Green Jr., ECU/M. Fitzgerald Jr., TSU
F01			
F08			
F15			
F22			
M01			

KNOW YOUR FOE... FINDING OVC OPPONENT INFORMATION

School	SID	Website	Basketball Twitter	Radio Crew
Austin Peay	Colby Wilson	LetsGoPeay.com	@AustinPeayMBB	Brian Rives, Eric Foister
Belmont	Greg Sage	belmontbruins.com	@BelmontMBB	Kevin Ingram, Greg Sage
Eastern Illinois	Rich Moser	EIUPanthers.com	@EIUbasketball	Mike Bradd, Jack Ashmore
Eastern Kentucky	Steve Fohl	EKUSports.com	@EKUHoops	Greg Stotemyer
Jacksonville State	Tyler Brown	JSUGamecockSports.com	@JSU_MBB	Mike Parris
Morehead State	Matt Schabert	msueagles.com	@MSUEaglesMBB	Chuck Mraz
Murray State	Dave Winder	GoRacers.com	@RacersHoops	Neal Bradley, Kenny Roth
SIUE	Joe Pott	siuecougars.com	@SIUEMBB	Joe Pott
Southeast Missouri	Jeff Honza	GoSoutheast.com	@SEMOMBB	Erik Sean
Tennessee State	Ashley Fontenot	TSUTigers.com	@TSUTigersMBB	Greg Pogue, Albert Dawson
Tennessee Tech	Mike Lehman	TTUSports.com	@TTU_Basketball	Roger Ealey, Buddy Pearson
UT Martin	Ryne Rickman	UTMSports.com	@SkyhawkHoops	Tom Britt, Chris Brinkley, John Abel

GOVERNORS GAME NOTES

GAMES WITH 10 or FEWER TURNOVERS (SINGLE-SEASON SINCE 1999-00)

2018-19	13
2019-20	10
2006-07	9
2007-08	7
2008-09	7
2000-01	6
2003-04	6
2005-06	4
2016-17	4
2010-11	3
2013-14	3
2020-21	2
1999-00	2
2001-02	2
2002-03	2
2014-15	2
2015-16	2
2017-18	2
2004-05	1
2009-10	1
2012-13	1
2011-12	0

GOVS IN THE TIME OF COVID

For the 2020-21 season, Austin Peay State University athletics will allow approximately 35 percent capacity in the Dunn Center for home basketball events. There will be no lower bowl seating for fans during the season. The lower level will be limited to players, coaches, and game-day support staff only. Seats will be assigned to create a buffer between groups to ensure social distancing is

maintained. Students seating will be located in sections AA-BB for both men's and women's games. Masks or facial coverings are required to enter the Dunn Center. They must remain in place at all times unless eating or drinking. Failure to comply with any of these measures, by fans or media, could result in immediate expulsion from the arena.

STRONG STARTS

Every game Terry Taylor has played in as a Gov has seen him in the starting lineup; no surprise there, as he's been a three-time All-OVC performer. Chart One will track his ascent up the Austin Peay career starts list, while chart two will monitor his place on the consecutive starts list nationally.

Rank.	Player	Seasons	Starts
2.	Anthony Davis	2001-05	115
3.	Derek Wright	2004-08	114
4.	Terry Taylor	2017-21	114
5.	Chris Horton	2012-16	111
6.	Nick Stapleton	1998-02	110

Rank.	Player (School)	Consecutive Starts
1.	Taveion Hollingsworth (WKU)	119
2.	Terry Taylor (Austin Peay)	114
3.	Colbey Ross (Pepperdine)	112
4.	Jon Williams (Robert Morris)	111
5.	Brad Davison (Wisconsin)	110

HALFWAY HOME

Prior to the Belmont game, Terry Taylor was tabbed to the Jerry West Award Mid-Season Watch List from the College Basketball Hall of Fame and the Lute Olson Award Mid-Season Watch List and Lou Henson Mid-Season Watch List by CollegeInsider.com.

TURNING IT ON, NOT OVER

The Govs committed eight turnovers against Tennessee Tech, snapping a 17-game streak of double-digit turnover contests that is the longest since a 25-game streak to begin head coach Matt Figger's tenure in Clarksville.

TT2K

With his final bucket in the Carver contest, Terry Taylor became the third player in Austin Peay history and 19th man in the history of the Ohio Valley Conference to record 2,000 career points. He now sets his sights on climbing the leagues career leaderboard in scoring, and is poised to pass some notable names along the way.

Rank.	Player (School)	Seasons	PTS
8.	Jim McDaniels (WKU)	68-71	2238
9.	Marcus Brown (MUR)	92-96	2236
10.	Terry Taylor (APSU)	17-21	2222
11.	Earl Wise (TTU)	86-90	2196
12.	Ralph Crosthwaite (EKU)	54, 56-59	2076

20-10 DREAMS

Can Terry Taylor reach the rarefied air of averaging 20 points and 10 rebounds per game for his entire career? It's not outside the realm of possibility. With 13 regular-season games remaining and likely at least one tournament appearance factored in, Taylor would need to average 24.4 points and 13.0 rebounds during those contests to reach a mark achieved by only 10 players in league history with three-plus years in the league.



GOVS ON THE CAREER CHART

Points	Season	GP	Pts
1. Charles "Bubba" Wells	1993-97	105	2267
2. Terry Taylor	2017-	114	2222
3. Nick Stapleton	1998-02	116	2073
4. Drake Reed	2005-09	131	1991
5. Tom Morgan	1952-58	108	1850
6. Chris Horton	2012-16	127	1719
7. Otis Howard	1974-78	108	1718
8. Howard Wright	1967-70	73	1700
8. Wes Channels	2006-10	133	1700
10. Anthony Davis	2001-05	124	1645

Field Goals Made	Season	GP	FGM
1. Charles "Bubba" Wells	1993-97	105	870
2. Terry Taylor	2017-	114	862
3. Nick Stapleton	1998-02	116	758
4. Drake Reed	2005-09	131	745
5. Otis Howard	1974-78	108	723
6. Tom Morgan	1952-58	108	701
7. Howard Wright	1967-70	73	693
8. Chris Horton	2012-16	127	662
9. James "Fly" Williams	1972-74	54	632
10. Anthony Davis	2001-05	124	603

Field Goals Attempted	Season	GP	FGA
1. Tom Morgan	1952-58	108	1721
2. Charles "Bubba" Wells	1993-97	105	1667
3. Nick Stapleton	1998-02	116	1660
4. Howard Wright	1967-70	73	1593
5. Terry Taylor	2017-	114	1592
6. Otis Howard	1974-78	108	1588
7. Anthony Davis	2001-05	124	1435
8. Drake Reed	2005-09	131	1421
9. James "Fly" Williams	1972-74	54	1392
10. Wes Channels	2006-10	133	1343

3 Pointers Made	Season	GP	3GM
1. Joe Sibbitt	1994-98	118	319
2. Todd Babington	2004-07	130	251
3. Nick Stapleton	1998-02	116	244
4. Wes Channels	2006-10	133	226
5. Maurice Hampton	2002-06	126	193
6. Josh Robinson	2014-17	95	187
7. Zach Glotta	2015-19	130	185
8. Anthony Campbell	2008-12	113	181
9. Donald Tivis	1988-91	87	175
10. Travis Betran	2012-14	61	159
12. Terry Taylor	2017-	114	143
34. Jordyn Adams	2019-	42	71
46. Carlos Paez	2019-	47	46
49. Alec Woodard	2019	45	37

3 Pointers Attempted	Season	GP	3GA
1. Joe Sibbitt	1994-98	118	830
2. Todd Babington	2004-07	130	667
3. Nick Stapleton	1998-02	116	662
4. Wes Channels	2006-10	133	587
5. Josh Robinson	2014-17	95	524
6. Maurice Hampton	2002-06	126	514
7. Anthony Campbell	2008-12	113	507
8. Zach Glotta	2015-19	130	491
9. Donald Tivis	1988-91	87	489
10. Anthony Davis	2001-05	124	447
13. Terry Taylor	2017-	114	408
35. Jordyn Adams	2019-	42	193
46. Carlos Paez	2019-	47	122
48. Alec Woodard	2019-	45	112

Free Throws Made	Season	GP	FTM
1. Drake Reed	2005-09	131	476
2. Tom Morgan	1952-58	108	448
3. Charles "Bubba" Wells	1993-97	105	433
4. Chris Horton	2012-16	127	395

5. Jim Beshears	1959-62	60	386
6. Doug Stamper	1961-64	70	381
7. Josh Robinson	2014-17	95	373
8. Wes Channels	2006-10	133	362
9. Terry Taylor	2017-	114	355
10. Trenton Hassell	1998-01	84	346

Free Throws Attempted	Season	GP	FTA
1. Drake Reed	2005-09	131	694
2. Tom Morgan	1952-58	108	637
3. Chris Horton	2012-16	127	633
4. Charles "Bubba" Wells	1993-97	105	580
5. Will Triggs	2010-14	125	519
6. Wes Channels	2006-10	133	515
7. Jim Beshears	1959-62	60	506
8. Terry Taylor	2017-	114	497
9. Doug Stamper	1961-64	70	494
10. Lamonte Ware	1987-89,90-92	103	469

Total Rebounds	Season	Reb.
1. Tom Morgan	1952-58	1431
2. Chris Horton	2012-16	1261
3. Terry Taylor	2017-	1100
4. Otis Howard	1974-78	973
5. Drake Reed	2005-09	794
6. Reggie Crenshaw	1994-98	780
7. Tommy Brown	1988-91	765
7. John Fraley	2008-11	765
9. Ralph Garner	1973-77	757
10. Josh Lewis	2000-03	748

Total Assists	Season	Asst.
1. Norman Jackson	1974-78	637
2. Colby Pierce	1993-97	593
3. Derek Wright	2004-07	464
4. Caleb Brown	2007-10	391
5. Trenton Hassell	1998-01	375
6. Greg Franklin	1989-93	358
7. Nick Stapleton	1998-02	337
8. Wes Channels	2006-10	312
9. Anthony Davis	2001-05	286
10. Tom Santel	1969-72	277
31. Carlos Paez	2019-	172
43. Terry Taylor	2017-	151

Total Blocks	Season	Blks
1. Chris Horton	2012-16	325
2. Josh Lewis	2000-03	257
3. Reggie Crenshaw	1994-98	163
4. John Fraley	2008-11	128
5. Terry Taylor	2017-	116
6. Adrian Henning	2000-03	105
7. Joe Williams	1999-01	102
7. Lamonte Ware	1987-89,90-92	102
9. Charles "Bubba" Wells	1993-97	96
10. Zac Schlader	2002-06	79

Total Steals	Season	Stls
1. Derek Wright	2004-07	228
2. Colby Pierce	1993-97	195
3. Anthony Davis	2001-05	193
4. Lamonte Ware	1987-89,90-92	180
5. Donald Tivis	1988-91	179
6. Reggie Crenshaw	1994-98	165
7. Wes Channels	2006-10	164
8. Maurice Hampton	2002-06	160
9. Charles "Bubba" Wells	1993-97	139
10. Caleb Brown	2007-10	139
21. Terry Taylor	2017-	109

DUELING DOWN

Austin Peay's loss to Eastern Kentucky, coupled with rival Murray State's defeat at the hands of Morehead State, marked the first time the historic rivals lost at home in conference play on the same day since Jan. 26, 2017.

PAINT PICASSOS

The Govs surrendered just 10 points in the paint against Tennessee State, the fewest points scored in the paint by an Austin Peay opponent since Dec. 8, 2018 against Calvary (eight points).

ON THE REBOUND

After an 87-57 loss at Murray State on Dec. 8, the Govs bounced back to win the Dec. 21 meeting in the Dunn Center in front of an ESPN audience. Even in the context of one of college basketball's most storied rivalries, this was an anomaly marking the first time a team lost by 30 or more points in one meeting and responded with a victory in the next meeting.

SCHEDULING QUIRKINESS

Due to the impact of COVID-19 on scheduling, oddities abound on schedules and its impact has reached one of college basketball's best rivalries. After playing three times over the final five weeks of the 2019-20 season, all after Feb. 12, the Govs and Racers will conclude the season's scheduled series for 2020-21 on Dec. 21, marking five times in calendar year 2020 the teams have met. Thanks to copious research at the NCAA level, it appears there will be three instances of teams meeting five times during 2020; Winthrop and USC Upstate recently completed the feat, while Georgetown and St. John's are scheduled to meet for the fifth time in 2020 one day before the final meeting between the Govs and Racers. And 2021 promises to be even stranger, with the American-Loyola Maryland and Holy Cross-Boston U. matchups in the Patriot League scheduled for six meetings. These are the first recorded instances in Division I since 1970 (Oregon-Oregon State) when two opponents will meet five or more times in a calendar year.

A WHO'S-WHO WHO HASN'T

What may not be notable is the list of names Terry Taylor joined who reached the vaunted 2000-point, 1000-rebound mark during their collegiate career but the sheer amount of standout four-year players who never quite made it. They include former OVC studs Evan Bradds (Belmont), Robert Covington (TSU), Nick Mayo (EKU) Dylan Windler (Belmont), 1995 Wooden Award Winner and Final Four Most Outstanding Player Ed O'Bannon (UCLA) and longtime NBA standouts Shane Battier (Duke), Nick Collison (Kansas), Jared Dudley (Boston College), Danny Grang-

GOVERNORS GAME NOTES

COLLEGEINSIDER.COM MID-MAJOR POLL (First-Place Votes)

1. Gonzaga (31)
2. Winthrop
3. Drake
4. Belmont*
5. BYU
6. Loyola Chicago
7. Furman
8. Toledo
9. Liberty
10. South Dakota State
11. Missouri State
12. Eastern Kentucky*
13. Georgia State
14. Sam Houston State
15. Abilene Christian^
16. Saint Mary's
17. Wright State
18. Southern Utah
19. Texas State
20. Coastal Carolina
21. Louisiana
22. Wofford
23. Siena
24. Bowling Green
25. Appalachian State

Receiving Votes: Navy, Vermont, UC Irvine, San Francisco, UCSB, Akron, Grand Canyon, New Mexico State, UMBC, Colgate, Bryant, Cleveland State, Stephen F. Austin, Kent State, Southern Illinois, Buffalo, Bradley, Mercer, UNC Greensboro, Montana State, Chattanooga, Little Rock, North Alabama, Ohio, UC Riverside, Morehead State*, Northeastern, Bellarmine, Alabama A&M, Loyola Marymount, Pepperdine, Pacific, Santa Clara, UTRGV

* - Ohio Valley Conference
^ - Austin Peay Opponent

er (Bradley/New Mexico), Draymond Green (Michigan State), Udonis Haslem (Florida) and Tayshaun Prince (Kentucky), to name but a few.

HONORS WEEK

Following the #BeachBubble Gulf Coast Showcase, Terry Taylor picked up a slew of honors. First, he was All-Tournament at the event; he was, naturally, OVC Player of the Week for the 13th time in his career. And he also earned College Sports Madness Mid-Major Player of the Week honors for his work in the Sunshine State.

BIG ROUNDS

When Terry Taylor pulled down rebound No. 5 at Murray State, it made him the first player in Austin Peay history with 2000 points and 1000 rebounds and one of five players in OVC history to reach such a milestone. Just 117 players in

Division I history and 40 players since 1992-93 have reached that level of dominance; just 14 of the post-93 era have done so at or better than Taylor's career 54.0 percent shooting mark from the floor, including former Morehead State icon Kenneth Faried and Hall of Famer Tim Duncan.

BOARD MAN GETS PAID

Since CollegeBasketballReference.com began keeping track in 2009-10, 24 OVC players have 200 or more career offensive rebounds. Taylor ranks second on that list at 443; chart one below will track his progress up the list, while chart two shows the national offensive rebound leaders from that period through their careers and where Taylor ranks on that list.

Rank.	Player (School)	Seasons	ORB
1.	Chris Horton (APSU)	13-16	488
2.	Terry Taylor (APSU)	17-21	443
3.	Kenneth Faried (MOR)	10-11	348
4.	Christian Cunningham (JSU)	16-19	326
5.	Robert Covington (TSU)	10-13	306
Rank.	Player (School)	Seasons	ORB
8.	Devontae Cacok (UNCW)	15-19	450
9.	Rokas Gustys (Hofstra)	14-18	449
10.	Terry Taylor (APSU)	17-21	443
11.	Jalen Cannon (St. Fran NY)	11-15	441
12.	Nico Carvacho (Col. State)	16-20	434

PRESEASON HYPE

In addition to his status as both the OVC's Preseason Player of the Year as annointed by the media as well as the coaches and SIDs, Terry Taylor also was tabbed to the Jerry West Award Preseason Watch List from the College Basketball Hall of Fame and the Lute Olson Award Preseason Watch List by CollegeInsider.com.

CHARTING TERRY

Since 2000, nearly 300 NCAA Division I players have scored more than 2,000 points in their collegiate careers. Terry Taylor became the latest addition to that club during the Carver contest, Dec. 4. The below chart will track his progress up the list over 2020-21 season; with 26 contests in the regular season, Taylor's career 19.3 ppg average puts him on a trajectory to enter the top-40 ahead of the OVC Tournament.

Rank.	Player (School)	Seasons	Pts
82.	Scottie Reynolds (Villanova)	06-10	2222
83.	Devon Saddler (Delaware)	10-14	2222

BY THE NUMBERS

12TH	In April 2017, Matt Figger became the 12th head coach in APSU history.
1978	T. Taylor could become the 2nd player in program history with 2 OVC Player of the Year honors, joining O. Howard (77, 78).
9	Wins for the Gobs in January 2020, equaling the program record for a single month.
1	Player in program history with multiple preseason OVC Player of the Year honors - Terry Taylor (2019, 2020).
2	Transfers to Clarksville from Power Five schools in Corbin Merritt (Oklahoma) and Mike Peake (Georgia).
103	Number of games Terry Taylor has reached double figures in scoring in his first 114 appearances as a Gov.
2010	The win against Murray State on Dec. 21 was Austin Peay's first pre-Christmas league win since 2010.
18	Austin Peay's recently-snapped 18-game home winning streak was the second-longest in program history.
5	Ohio Valley Conference Tournament titles won in Austin Peay's history, most recently in 2016.

84. Terry Taylor (APSU)	17-21	2222
85. Jarrius Jackson (Texas Tech)	03-07	2221
86. Alando Tucker (Wisconsin)	02-07	2217

PERFECT PAIRING

A year ago, Jordyn Adams (Freshman) and Terry Taylor (Player) became the third set of teammates in OVC history to earn OVC Freshman and Player of the Year honors in the same campaign, joining UT Martin's Lester Hudson and Marquis Weddle (2007-08) and Tennessee State's Carlos Rogers and Monty Wilson (1993-94). In December, the duo were added to the Lou Henson Award Preseason Watch List by CollegeInsider.com.

TERRY TAYLOR AMONG ACTIVE DIVISION I LEADERS

Category	Number	NCAA Overall Rank	NCAA Senior Rank	OVC Active Rank
Total Rebounds	1100	1st	1st	1st
Total Field Goals	862	1st	1st	1st
Double-Doubles	52	1st	1st	1st
Total Points	2222	2nd	2nd	1st
Field Goal Attempts	1592	3rd	3rd	1st
Points Per Game	19.5	4th	2nd	1st
Rebounds Per Game	9.6	4th	2nd	1st

GOVERNORS GAME NOTES

A NEW HOME

Beginning in 2022, Austin Peay basketball will have a new home when the Multi-Purpose Event Center (MPEC) completes construction. The MPEC (official name still pending) will house both basketball programs and play host to concerts and other local events while breathing new life into the downtown area. Ground was broken on the facility in November, after the 30-year lease was signed in October.

HENSON HYPE

Both Terry Taylor and Jordyn Adams were named to the Lou Henson Award Pre-season Watch List, given annually to the nation's top mid-major college basketball player by CollegeInsider.com. The pair were two of six Ohio Valley Conference players on the list, and make Austin Peay one of six programs with multiple players on the preseason watch list.

ADAMS UNLEASHED

When Jordyn Adams went for 37 points against Tennessee State last season, he did more than set a career-high and threaten to become the first freshman to break 40 points since Fly Williams. He also tied Georgia phenom and future top overall NBA Draft pick Anthony Edwards for the Division I single-game high for a freshman in 2019-20. Adams and Taylor are the NCAA's first duo to score 37 or more points in a regulation contest since at least 1996-97. Adams also outscored Edwards, 15-9, in a Dec. 30, 2019 meeting in Athens.

GOVS GOING PRO

After Wesley Channels and Derek Wright hung it up for the last time as pros, seven Govs are or have dotted the lineup of a professional international team in 2019-20. Chris Horton was named to the Ligue Nationale de Basket All-Star game as a representative for Cholet during the 2019-20 campaign before moving to Gravelines; he recently rejoined Cholet in early January.

- **Chris Horton** (France / Cholet)
- **Kenny Jones** (Argentina / Atenas)
- **Jabari McGhee** (Portugal / Barrerense)
- **John Murry** (Germany / Grevenbroich)
- **Chris Porter-Bunton** (Britain / Plymouth)
- **Drake Reed** (France / Saint-Quentin)
- **Averyl Ugba** (Ukraine / Ternopil)

FIRST SIGNS

Two additions have been made to the roster for the 2021-22 season during early signing period. Floor general Ismail Habib of Chicago will join the Govs following a senior season at national power Bishop Walsh in the newly-formed National Interscholastic Basketball League; he was a consensus All-City performer last season for Lincoln Park High in the Windy City. RayQuan Taylor will add size out of G.W. Carver in Montgomery,

TAYLOR VS. TOP FOES AS A GOV

Ever since making his Austin Peay debut with a team-high 15 points at Vanderbilt, Terry Taylor has made a habit of performing well against the best competition. Below marks Taylor's results against Power Five and eventual league champions and NCAA Tournament participants in years Taylor squared off against them.

Opponent	Points	Reb (O-D-T)	FG	3PT FG	FT	BLK	STL
Vandy (11/10/17)	15	1-2-3	5-10 (50.0)	2-3 (66.7)	3-5 (60.0)	0	1
Virginia (11/13/17)	4	1-3-4	1-1 (100.0)	0-0 (0.0)	2-4 (50.0)	0	0
UNCA (11/19/17)	29	7-3-10	9-17 (52.9)	0-2 (0.0)	11-15 (73.3)	2	0
OK State (11/29/17)	15	8-3-11	6-13 (46.2)	1-2 (50.0)	2-2 (100.0)	1	0
Illinois (12/6/17)	13	3-4-7	6-13 (46.2)	1-4 (25.0)	0-0 (0.0)	0	1
Murray State (2/8/18)	13	1-3-4	5-11 (45.5)	1-2 (50.0)	2-2 (100.0)	1	0
Murray State (2/24/18)	24	1-4-5	8-15 (53.3)	5-7 (71.4)	3-6 (50.0)	1	0
Miss. State (11/9/18)	15	6-4-10	6-15 (40.0)	1-4 (25.0)	2-4 (50.0)	1	0
Campbell (11/18/18)	17	3-7-10	8-12 (66.7)	0-2 (0.0)	1-1 (100.0)	1	3
Campbell (12/21/18)	8	3-2-5	4-6 (66.7)	0-2 (0.0)	0-0 (0.0)	0	0
Liberty (12/22/18)	32	1-1-2	12-17 (70.6)	4-7 (57.1)	4-4 (100.0)	2	0
Arkansas (12/28/18)	8	4-6-10	3-9 (33.3)	0-4 (0.0)	2-2 (100.0)	0	1
Belmont (1/26/19)	23	2-6-8	10-20 (50.0)	3-7 (42.9)	0-0 (0.0)	0	3
Murray State (2/14/19)	25	3-5-8	10-17 (58.8)	2-4 (50.0)	3-4 (75.0)	0	0
Murray State (3/2/19)	23	2-6-8	8-14 (57.1)	4-8 (50.0)	3-3 (100.0)	0	1
Belmont (3/8/19)	8	2-9-11	3-7 (42.9)	1-4 (25.0)	1-3 (33.3)	3	0
Tulsa (11/16/19)	22	4-7-11	7-15 (46.7)	2-6 (33.3)	6-7 (85.8)	0	2
Vandy (11/20/19)	13	2-5-7	4-15 (26.7)	3-8 (37.5)	2-6 (33.3)	2	0
Arkansas (12/3/19)	30	2-4-6	9-16 (56.3)	1-5 (20.0)	1-1 (100.0)	0	1
North Fla. (12/7/19)	20	4-8-12	8-12 (66.7)	1-2 (50.0)	3-4 (75.0)	3	2
West Va. (12/12/19)	19	3-3-6	9-17 (53.8)	0-4 (0.0)	1-5 (20.0)	1	1
Georgia (12/30/19)	18	5-4-9	7-16 (43.8)	0-2 (0.0)	4-10 (40.0)	1	0
Belmont (1/25/20)	13	7-10-17	5-10 (50.0)	1-4 (25.0)	2-2 (100.0)	1	1
Belmont (2/8/20)	26	8-15-23	11-20 (55.0)	2-6 (33.0)	2-5 (40.0)	0	2
Murray State (2/13/20)	16	2-12-14	8-18 (44.4)	0-5 (0.0)	0-0 (0.0)	1	2
Murray State (2/29/20)	9	3-7-10	3-10 (30.0)	0-3 (0.0)	3-8 (37.5)	2	0
Murray State (3/6/20)	27	6-8-14	12-25 (48.0)	2-6 (33.3)	1-5 (20.0)	0	1
TOTALS	465	94-145-239	186-371	32-112	59-107	23	22
Per Game / % (27 G)	17.2	3.5-5.4-8.9	50.1%	28.6%	55.1%	0.9	0.8

Alabama; the rim-protector blocked a school-record 153 shots as a junior, in addition to 17 points and 12 boards per night as befitting an All-State selection.

DOUBLE DOWN

Terry Taylor's next double-double will give him 50 for his Austin Peay career; over the last decade, as more one-and-dones have skyrocketed and the four-year standout has become less common, that number puts the Bowling Green native in rarefied air.

Rank. Player (School)	Seasons	DD
13. Augustine Rubit (S. Ala.)	10-14	54
14. Ethan Happ (Wisconsin)	15-19	52
15. Terry Taylor (APSU)	17-21	52
16. Alan Williams (UCSB)	11-15	50
17. Nico Carvacho (CSU)	16-20	48

TV TIME

Austin Peay will host Murray State in an 8 p.m., Monday, Dec. 21 contest in the Dunn Center which will be broadcast

to a national audience on ESPN. This marks the fourth consecutive year that at least one of the Austin Peay-Murray State battles has been picked up by a national network, and the third straight year one of the linear ESPN channels has done the honors. During the COVID-19 hiatus, it was announced that Austin Peay's Jan. 28 contest against Belmont in the Dunn Center would be televised as well; it's the sixth-straight season Austin Peay has made multiple national television appearances.

FIVE AND DIME (Games with 5+ Govs in double figures)

Opponent (Date)	Players (Points)
Carver (Dec. 4)	Gee (20); Peake (14); Walker (13); Woodard (12); Taylor (10); Paez (10)
EKU (Jan. 2)	Woodard (17); Taylor (16); Walker (13); Paez (12); Gee (10)
TTU (Jan. 21)	Taylor (24); Peake (14); Adams (12); Woodard (10); Paez (10)

MEDIA INFORMATION

INTERVIEWS: All interview requests should be submitted to the APSU Athletic Communications office. Interviewing a player or coach without the knowledge or presence of an APSU Athletic Communications employee could result in the loss of credential. **DUE TO COVID-19, THERE WILL BE NO IN-PERSON INTERVIEWS THIS SEASON.**

HEAD COACH: Head coach Matt Figger typically will be available during the week for interview.

- **PLAYERS:** All interviews with players will take place before or after practice. No interviews will be granted following the shoot-around on the day of a game. Media should request players at least 24 hours in advance. Under no circumstances are basketball players to be contacted directly by the media.
- **PRE-GAME:** Head coach Matt Figger often will be unavailable for interview during game day.
- **POST-GAME:** After a brief cooling period and going on-air for his post-game radio show, APSU head coach Matt Figger will visit with media. Players will meet with media while Figger is at radio; provide a list of names to Colby Wilson or another member of the sports information for post-game interviews.

ON THE WEB: Notes, statistics and schedules on Governors Basketball may be found on the internet at www.LetsGoPeay.com, Austin Peay State University's official athletics Web site. APSU's media guide also is available online only. Information on OVC basketball is accessible on the internet at OVCSports.com.

CREDENTIALS & PARKING: For games at the Dunn Center, contact Colby Wilson at wilsonrc@apsu.edu at least 24 hours prior to the game.

APSU ATHLETIC COMMUNICATIONS STAFF

Cody Bush	Director of Athletic Communications	bushc@apsu.edu	931-221-7561
Colby Wilson*	Assoc. Director of Athletic Comm.	wilsonrc@apsu.edu	931-221-6561
Casey Crigger	Athletic Communications Assistant	criggerc@apsu.edu	931-221-6563
Office Phone: (931) 221-7561		*-main Men's Basketball contact	
Office Fax: (931) 221-7562			

Mailing Address:
APSU Sports Information Office
P.O. Box 4515
Clarksville, TN 37044

Shipping Address:
APSU Sports Information Office
681 Summer Street
Clarksville, TN 37040

THE LAST TIME...

APSU Player 40+ points

Terry Taylor (42), at Morehead State (2/16/19)

APSU Player 30+ Pts

Terry Taylor (38), at Eastern Illinois (1/9/21)

Opponent 30+ Pts

Wendell Green Jr. (30), Eastern Kentucky (1/2/21)

APSU two players 30+ Pts

Jordyn Adams (37), Terry Taylor (37), Tennessee State (1/23/20)

APSU three players 20+ points

Chris Horton (30), Josh Robinson (25), Jared Savage (21) vs. Belmont (3/4/16)

APSU freshman 25+ points

Jordyn Adams (27), at Murray State (2/29/20)

APSU 20+ points in half

Terry Taylor (22, second half), at Eastern Illinois (1/9/21)

APSU 6+ players in double figures

Gee (20), Peake (14), Walker (13), Woodard (12), Taylor (10), Paez (10), Carver (12/4/20)

APSU 3 reserves in double figures

Gee (20), Woodard (12), Paez (10), Carver (12/4/20)

APSU 15+ rebounds

Terry Taylor (17), at Eastern Illinois (1/9/21)

APSU 2 rebounders in double figures

Terry Taylor (12) and Eli Abaev (10), vs. Eastern Illinois (3/5/20)

APSU 3 rebounders in double figures

Edmondson (11), Triggs (11), Fraley (10), Eastern Illinois (2/24/11)

APSU 10+ assists

Dayton Gumm (10) Oakland City (11/6/18)

APSU 2 players with 6+ assists

Carlos Paez (7), Antwan Butler (6), Tennessee State (1/23/20)

APSU 5+ steals

Eli Abaev (5), at Tennessee Tech (1/6/20)

APSU 6+ 3-pointers

Carlos Paez (6), Belmont (1/28/21)

APSU 5+ 3-pointers in half

Jordyn Adams (6) at UT Martin (1/18/20)

APSU 5+ blocks

Kenny Jones (5) Lipscomb (12/20/16)

APSU player with a double-double

Terry Taylor (23 points, 12 rebounds), Belmont (1/28/21)

APSU player with 20+ points and rebounds

Terry Taylor, 26 points, 23 rebounds at Belmont (2/8/20)

APSU player with a triple-double

Chris Horton, 15 points, 13 rebounds, 10 blocks, Berea (11/16/14)

Two APSU players with a double-double

Terry Taylor (20 points, 12 rebounds), Eli Abaev (11 points, 11 rebounds), Morehead State (2/27/20)

APSU made 12 or more 3FGs

14, Belmont (1/28/21)

APSU scored 100+ points

Carver, W 102-38, (12/4/20)

Opponent scored 100+ points

Murray State, L 102-58, (2/11/17)

APSU won in overtime

at Troy (11/29/18)

APSU lost in overtime

at Eastern Illinois (Feb. 22, 2020)

APSU won in double OT

Southeast Missouri, 67-64, 2/05/00

APSU lost in double OT

Morehead State, 90-88, 2/19/14

Last APSU player to hit a game-winning shot in the final second.

Terry Taylor (buzzer), 74-71, at Eastern Illinois (1/9/21)

Last APSU player to hit a game-tying shot in the final second.

Josh Robinson (0.4 seconds), SIUE (1/21/15)

Last time APSU did not hit a three-pointer

Feb. 18, 2002 against Morehead State (599 consecutive games with a make)



0 • Elton Walker
6-4, 200, Jr., F
Miami, Fla.



1 • Carlos Paez
5-10, 180, So., G
Naguanagua, Venezuela




2 • Tai'Reon Joseph
6-1, 175, Fr., G
Baton Rouge, La.



4 • Merdy Mongozi
6-10, 235, Jr., C
Kinshasa, Congo




5 • Jordyn Adams
6-3, 200, Fr., G
Silsbee, Tex.



10 • Ibrahima Jarjou
6-8, 225, Fr., F
Bignona, Senegal




11 • Corbin Merritt
6-8, 240, R-Jr., F
Lloyd, Fla.




12 • Reginald Gee
6-3, 220, Gr., G
Houston, Tex.




14 • DJ Peavy
6-2, 190, R-So., G
Cibolo, Tex.



15 • Mike Peake
6-8, 220, So., F
Chicago, Ill.



21 • Terry Taylor
6-5, 230, Jr., G/F
Bowling Green, Ky.



22 • Alec Woodard
6-2, 200, Fr., G
Rutledge, Ga.



23 • Jordan Burchfield
6-1, 170, R-Fr., G
Rockvale, Tenn.



24 • Codey Bates
6-2, 205, So., G
Memphis, Tenn.



Matt Figger
Head Coach
Fourth season



Rod Clark
Assistant Coach
First season



Darryl Dora
Assistant Coach
Second season



Nikita Johnson
Assistant Coach
Second season



Joe Cronn
Dir. of Ops/S&C Coach
Fourth Season



STAT RANKINGS (as of January 29, 2021)

OHIO VALLEY CONFERENCE (Top 15)

Scoring	Terry Taylor	1st	21.4
Rebounding	Terry Taylor	1st	10.9
Field Goal Pct.	Mike Peake	6th	58.9
	Terry Taylor	11th	54.4
Assists	Carlos Paez	5th	4.1
Free-Throw Percentage	Terry Taylor	5th	79.6
	Reginald Gee	14th	70.0
Three-Point Percentage	Carlos Paez	4th	43.9
Blocks	Mike Peake	t-12th	0.7
Assist-to-Turnover Ratio	Carlos Paez	11th	1.5
Offensive Rebounds	Terry Taylor	1st	4.8
Defensive Rebounds	Terry Taylor	2nd	6.1
Minutes	Terry Taylor	1st	37.0
	Carlos Paez	10th	30.8

NCAA Individual (Top 100)

Points Per Game	Terry Taylor	16th	21.4
Field Goal Percentage	Terry Taylor	58th	54.4
Rebounds Per Game	Terry Taylor	9th	10.9
Total Points	Terry Taylor	21st	299
Total Rebounds	Terry Taylor	12th	153
Double-Doubles	Terry Taylor	3rd	10
Total Field Goals Made	Terry Taylor	3rd	123
Total Field Goal Attempts	Terry Taylor	26th	226
Offensive Rebounds Per Game	Terry Taylor	3rd	4.79
Defensive Rebounds Per Game	Terry Taylor	66th	6.14
Minutes Per Game	Terry Taylor	21st	36:58

NCAA Team (Top 100)

Field-Goal Percentage	94th	45.7
Offensive Rebounds Per Game	27th	12.86
Turnover Margin	84th	2.0
Turnovers Forced	24th	16.79

RECAPPING THE BELMONT GAME

CLARKSVILLE—Noted philosopher Ric Flair said it best. “To be the man, you’ve got to beat the man.”

Austin Peay State University men’s basketball team did not take down defending Ohio Valley Conference champion Belmont Thursday night, but the Gobs threw a scare into the Bruins, leading late before ultimately succumbing to the visitors in an 81-76 contest in the Dunn Center.

To call the first half fast-paced would be an insult to its rapidity. The teams traded baskets for the first six minutes that saw Belmont and Austin Peay combine to hit 15 of their first 19 shots. An unsustainable model, for both teams, but an entertaining way to kick off a nationally-televised contest on ESPNU.

Austin Peay hit eight first-half threes, including six in a seven-minute onslaught to open the game. A mid-half 8-0 run staked Austin Peay to a nine-point lead, but this was Belmont—a nice first-half lead doesn’t mean a lot, and the Bruins cut the deficit to a single point, 40-39, at the end of the half.

When Nick Muszynski picked up his third foul before the 12-minute media timeout, the Gobs were given an opportunity to make a run with the Belmont big on the bench; after a JaCobi Wood three put Belmont ahead by five, the Gobs went on a 9-2 run with Muszynski sidelined before back-to-back layups from Caleb Hollander and Grayson Murphy to retake the lead. And then Muszynski returned at the 7:45 mark.

Carlos Paez hit another three—he would hit a career-high six on the night—to take the lead on the ensuing possession and the teams traded haymakers down the stretch, countering every momentum-swinging bucket with one on the other end. A Hollander three was answered by a Terry Taylor jumper. Jordyn Adams countered a Murphy layup with a three-point play. When Paez sank his final three



Official Basketball Box Score - Final
Belmont at Austin Peay
01/28/21 Winfield Dunn Center, Clarksville
2020-21 Men's Basketball

Game Time: 8:00 PM
Game Duration: 1:55
Attendance: 603

Officials: Jeb Hartness, Carig Murley, Blake Harris

Belmont - 81

Record: 17-1 (11-0)

NO. Name		Min	FG M-A	3P M-A	FT M-A	Rebounds OR DR	Fouls PF	TP	AS	TO	ST	Blocks BS BA	+/-			
10	Caleb Hollander	F 33:14	7-13	6-10	4-6	0 5	5	2	4	24	1	1	1	0		
33	Nick Muszynski	C 25:46	7-10	0-0	0-0	1 4	5	4	0	14	4	0	0	3	0	9
2	Grayson Murphy	G 36:01	8-10	1-1	2-2	1 9	10	2	2	19	3	1	1	0	0	6
3	Luke Smith	G 34:17	2-5	0-2	0-2	0 1	1	1	1	4	3	2	0	0	0	1
22	Ben Sheppard	G 35:28	2-5	1-2	1-2	0 2	2	1	2	6	3	2	0	0	1	2
21	Derek Sabin	02:11	0-0	0-0	0-2	0 1	1	1	0	0	0	2	0	0	0	-8
24	JaCobi Wood	17:13	3-5	1-2	1-1	0 2	2	1	4	8	1	2	0	0	1	6
0	Even Brauns	11:35	3-3	0-0	0-0	1 2	3	0	1	6	0	0	0	0	0	-4
20	Tate Pierson	02:14	0-0	0-0	0-0	0 0	0	0	0	0	0	0	0	0	0	2
11	Michael Shanks	00:27	0-0	0-0	0-0	0 0	0	0	0	0	0	0	0	0	0	0
12	EJ Bellinger	01:34	0-0	0-0	0-0	0 1	1	0	0	0	0	0	0	0	0	-2
Team						0 1	0		0	0						
Totals			32-51	9-17	8-15	3 28	31	12	14	81	15	10	2	4	2	5

Shooting By Period			
1st FG%	16-27	59.3%	
3PT%	5-8	62.5%	
FT%	2-4	50%	
2nd FG%	16-24	66.7%	
3PT%	4-9	44.4%	
FT%	6-11	54.5%	
GM FG%	32-51	62.7%	
3PT%	9-17	52.9%	
FT%	8-15	53.3%	
Dead Ball Rebounds: 3, 0			

Austin Peay - 76

Record: 8-6 (4-4)

NO. Name		Min	FG M-A	3P M-A	FT M-A	Rebounds OR DR TOT	Fouls PF FD	TP	AS	TO	ST	Blocks BS BA	+/-	
15	Mike Peake	F 26:22	6-11	1-2	0-0	1 3 4	0 0	13	3	0	2	0	2	0
21	Terry Taylor	F 38:14	9-19	1-4	4-7	4 8 12	2 6	23	2	1	1	1	1	-1
1	Carlos Paez	G 33:58	7-11	6-9	0-0	0 2 2	3 1	20	4	1	0	0	1	-3
5	Jordyn Adams	G 36:15	3-11	2-7	2-3	0 4 4	2 3	10	1	1	0	0	0	-4
22	Alec Woodard	G 11:19	0-0	0-0	0-0	0 0 0	4 0	0	2	0	0	0	0	-5
0	Elton Walker	15:24	1-4	0-0	0-2	1 1 2	0 1	2	0	0	1	1	0	-9
2	Tai'Reon Joseph	21:58	2-5	1-3	0-0	2 1 3	1 1	5	3	2	1	0	0	0
14	DJ Peavy	10:03	1-2	1-1	0-0	1 0 1	1 0	3	1	1	0	0	0	0
12	Reginald Gee	06:27	0-1	0-0	0-0	0 0 0	1 0	0	0	0	0	0	0	-9
Team						2 1 3	0	0	6	5				
Totals			29-64	12-26	6-12	11 20 31	14 12	76	16	6	5	2	4	-5

Shooting By Period			
1st FG%	16-31	51.6%	
3PT%	8-14	57.1%	
FT%	0-0	0%	
2nd FG%	13-33	39.4%	
3PT%	4-12	33.3%	
FT%	6-12	50%	
GM FG%	29-64	45.3%	
3PT%	12-26	46.2%	
FT%	6-12	50.0%	
Dead Ball Rebounds: 2, 0			

Technical Fouls: NONE

	BEL	APSU	Points from Turnovers	BEL	APSU	Period by Period Scoring			
Biggest lead	5 (2 nd 12:02)	9 (1 st 11:02)	8	7					
Best Scoring Run	7 (1 st 3:25)	8 (1 st 11:02)	Paint	46	30	1st	2nd	TOT	
Lead Changes	13		Second Chance	6	4	BEL 39 42 81			
Times Tied	6		Fast Breaks	10	9	APSU 40 36 76			
Time with Lead	08:25	27:29	Bench	14	10				

of the night and Peake followed it a possession later with a layup, the Gobs took a four-point lead with 2:49 to play.

They would not hit a shot the rest of the way.

Murphy drove for a layup at the 2:37 mark to bring the Bruins within two, and Hollander hit a three on the following possession to give Belmont the lead for good. The Murphy-Hollander duo scored 21 of Belmont’s final 25 points over the final 9:08 of the contest.

MATT FIGGER

Position: Head Coach • **Alma Mater:** Eastern Kentucky, 1995

Experience: Fourth Season • **Career Record:** 70-44

at Austin Peay: Fourth Season • **Career Record:** 70-44



2017-18 Ohio Valley Conference Coach of the Year Matt Figger built on an outstanding first season in Clarksville and led the Govs to new heights in his second season. Now heading into Year Four, with the league's top 1-2 punch at his disposal, Figger has the Govs poised for greatness.

With Terry Taylor playing at an OVC Player of the Year level and Jordyn Adams the nation's No. 4 scorer among freshmen, Figger's Govs reached the OVC Tournament semifinals for the third straight season for the first time since 2009. Austin Peay has enjoyed 39 league wins under his tutelage, its most in a three-year stretch since 2008-10 era, and his .620 winning percentage is the best three-year start by a Governor head coach in program history.

In his second season, the Govs reached 20 victories for the first time since 2010-11, winning the in-season St. Pete Shootout and again advancing to the OVC Tournament semifinals—the second time in as many years under Figger and third time in four years overall. The Governors success in the OVC made Figger the first Austin Peay coach with double-digit conference wins in his first two seasons and put the Govs over the 10-win plateau in league play in back-to-back years for the first time since 2009-10 and 2010-11. The Govs built a successful season in a hurry, reaching 20 wins in fewer games than any APSU team since 2003-04 and at the earliest date by an Austin Peay squad since 1977.

Under Figger's tutelage, the Governors made one of the NCAA's largest defensive turnarounds in 2017-18; Austin Peay went from allowing 83.8 points per game (ppg) the previous season to 71.2 ppg in 2017-18, with the -12.6 drop in points per game the second-largest in the nation behind only Central Michigan (-16.1 ppg). Some of those single-game milestones included holding Alabama A&M to 47 points on Dec. 2—the first time APSU held an opponent below 50 points since Brescia in 2010 and the first Division I foe the Govs held below 50 since 2008 against Samford.

Overall, Figger's defensive unit held seven opponents below 60 points during the regular season, winning all seven contests; Austin Peay had held just seven opponents below 60 points in the previous four seasons combined.

The Govs under Figger proved to be a pesky defensive unit, winning the turnover margin by double-digits on three occasions and forcing an average of 23.6 turnovers per game from Nov. 16 (Oakland City) to Dec. 6 (Illinois). And when injuries and illness took a toll, Figger proved he could do more with less, winning late-January contests against Eastern Kentucky and Morehead State despite dressing just nine players.

On Thursday, April 6, 2017, Figger was introduced as the 12th head men's basketball coach in Austin Peay State University history, coming to Austin Peay on the heels of a whirlwind Final Four run as the associate head coach and recruiting coordinator under Frank Martin at South Carolina. The Gamecocks were the East Region champion, taking down Marquette, Duke, Baylor and Florida on the way to Phoenix.

After arriving at South Carolina in 2012, Figger assisted Martin in the revival of a program that hadn't enjoyed a 20-win season since 2008-09, had not advanced to an NCAA Tournament since 2003-04 and had not won an NCAA Tournament game since 1973. After winning 14 games the first two seasons in Columbia, Figger and Co. broke .500 for the first time in 2014-15, finishing 17-16, then won 25 games and reached as high as No. 19 in the Associated Press Top-25 poll last season.

In case you somehow missed it, the Gamecocks became NCAA Tournament darlings in March 2017. After bowing out to Alabama in the SEC Tournament quarterfinals, the seventh-seeded Gamecocks thrashed Marquette, 93-73, in the opening round of the NCAA Tournament, erased a double-digit lead to score a mighty upset of second-seeded Duke to advance to the Sweet 16 and toppled Baylor 70-50 to advance to the East Region championship game against fellow SEC foe Florida.

Trailing at halftime for the third time during the NCAA Tournament, the Gamecocks shut down the Gators three-point assault in the second half and fed SEC Player of the Year Sindarius Thornwell—a find of Figger's in his capacity as Martin's recruiting coordinator—for a game-high 26 points and East Regional Most Outstanding Player honors. The Gamecocks were finally knocked out of the tournament by West top seed and top-ranked Gonzaga in the Final Four.

Two players on the Gamecocks Final Four squad got their NBA chance in June 2017—Thornwell, the 48th overall selection in the NBA Draft, with the Los Angeles Clippers via draft night trade with Milwaukee, and PJ Dozier, who inked a free-agent deal with the Los Angeles Lakers.

Figger served on Martin's staff dating back to 2007, Martin's first season at Kansas State. In his decade on Martin's staff, Figger served in a variety of roles, assuming the associate head coach role in 2013-14 upon Brad Underwood's departure for Stephen F. Austin.

At Kansas State, Figger was on a staff that secured at least 21 wins and finished fifth or better in the Big 12 each season. In his first season on staff, Kansas State won its first NCAA Tournament game since 1988 after posting a 20-win season—just its fourth since 1990. The 2009-10 team won a school-record 29 games and appeared in the programs first Elite Eight in over two decades, defeating six ranked opponents along the way and finishing the year ranked seventh in both the Associated Press and ESPN/USA Today Coaches Top-25 polls.

At both Kansas State and South Carolina, Figger served as recruiting coordinator. He inked two McDonald's All-Americans at Kansas State, including Michael Beasley, who would earn National Freshman and Player of the Year in 2008 before becoming a first-round pick in the NBA Draft. Beasley was one of four All-Americans—along with Denis Clemente, Jacob Pullen and Bill Walker—tutored by Figger at Kansas State.

FIGGER YEAR-BY-YEAR

Year	School	Overall		Conference		Season	Tourney		Awards/Notes
		Record	Pct.	Record	Pct.	Finish	Finish	Postseason	
2017-18	Austin Peay	19-15	.559	12-6	.667	3rd	1-1; Semis	CIT; 1-1	12th HC in APSU history; OVC COY
2018-19	Austin Peay	22-11	.667	13-5	.722	4th	1-1; Semis		Won 2018 St. Pete Shootout
2019-20	Austin Peay	21-12	.636	14-4	.778	3rd	1-1; Semis		
2020-21	Austin Peay	8-6	.571	4-4	.500				Preseason OVC co-favorites
APSU	4 Seasons	70-44	.614	43-19	.694		3-3	1-1	



Figger's first Division I coaching experience came with John Pelphey at South Alabama, helping lead the Jaguars to a Sun Belt Tournament title in 2006 and a regular-season championship in 2007. After building through recruiting the first three years under Pelphey, the Jaguars broke through in 2006 with 24 wins, a 14-game improvement that was the biggest turnaround in the NCAA that season. Figger helped the Jaguars advance to their first NCAA Tournament since 1998, where they bowed out to eventual national champion Florida in the first round.

Figger earned his coaching stripes in the junior college ranks, breaking into coaching at Wabash Valley Community College in 1993-94, helping lead the Warriors to a 29-3 record, before heading to Vincennes (Ind.) College for five seasons, where he coached Clarksville native and future NBA All-Star Shawn Marion for two seasons, as well as future NBA player Tyrone Nesby. The Trailblazers went 132-39 during Figger's time on NJCAA Hall of Famer Dan Sparks' staff, advancing to three NJCAA National Tournaments and capturing four straight Region XII titles (1995-98); the 1998 Vincennes squad went 31-5 and finished fifth at the national tournament.

He capped his junior college coaching career with a three-year stop at Odessa College, helping the Wranglers to a 27-7 mark and NJCAA National appearance in 2001.

In all, Figger advanced to the NJCAA National Tournament four times. He coached five NJCAA All-Americans—Marion, Mitchell Dunn, DeShay Jones, Tarone Barker and Janavor Weatherspoon—and had 35 players sign Division I scholarships.

WHAT THEY'RE SAYING ABOUT COACH FIGGER

South Carolina Head Coach Frank Martin

"Austin Peay just hired a tireless worker who is an unbelievable coach and a more dynamic person. He is a winner, and he will make every young man and the program into ultimate winners."

Illinois Head Coach Brad Underwood

"Matt is one of the top up-and-coming coaches in the game. He has paid his dues and was a big part of the rebuilding efforts at Kansas State and South Carolina. He is a great basketball mind and terrific recruiter and will help bring Austin Peay to the top of the OVC."

FIGGER FILE

ACCOMPLISHMENTS

- 14 National appearances
 - 4 NJCAA
 - 6 NCAA – 2006, 2008, 2010, 2011, 2012, 2017
 - Sweet 16 – 2010, 2017
 - Elite Eight – 2010, 2017
 - Final Four – 2017
 - 3 NIT – 2007, 2009, 2016
 - 1 CIT – 2018
- 2017-18 Ohio Valley Conference Coach of the Year
- 2006 Sun Belt Tournament Champion at South Alabama
- 2007 Sun Belt Regular-Season Champion at South Alabama
- No. 23 recruiting class in 2013 (ESPN.com)
- South Carolina team GPA of 3.0 or better in seven of last eight semesters
- Five All-Americans
- 26 All-Conference performers
- Three Conference Players of the Year
- Coached 2008 Consensus National Player of the Year Michael Beasley (Kansas State)
- Helped six players (Beasley, PJ Dozier, Shawn Marion, Rodney McGruder, Sindarius Thornwell and Henry Walker) along the path to NBA careers.

COACHING EXPERIENCE

1993-94: Wabash Valley (Ill.) Junior College, assistant coach
 1994-99: Vincennes, assistant coach
 2000-02: Odessa (Texas) Junior College, assistant coach
 2003-07: South Alabama, assistant coach
 April-June 2007: Arkansas, director of operations
 2007-12: Kansas State, assistant coach/recruiting coordinator
 2013-17: South Carolina, associate head coach/recruiting coordinator
 2017-Pres.: Austin Peay, head coach

EDUCATION

Eastern Kentucky (B.S., Physical Education), 1995

FAMILY

- Wife, Katrina
- Son, Vince

INSIDE THE BOX SCORE

Opponent (H/A/N)	In Paint	Off Turnover	2nd Chance	Fast Break	Bench	TO Margin	REB Margin
Omaha (N)	30-40	20-18	9-7	8-6	21-40	+0 (19-19)	+0 (36-36)
ETSU (N)	42-20	17-19	16-9	4-0	24-24	+1 (16-17)	+9 (43-34)
Abilene Christian (N)	34-42	15-22	12-6	0-6	14-25	-5 (20-15)	+7 (32-25)
Carver College (H)	66-18	32-7	13-6	38-3	55-15	+16 (13-29)	+17 (48-31)
Murray State (A)	26-52	8-23	15-12	3-16	26-35	-6 (17-11)	-9 (25-34)
McKendree (H)	40-28	26-19	10-9	11-4	6-25	+4 (17-21)	-2 (30-32)
Florida A&M (H)	30-36	19-18	18-21	5-12	32-23	+4 (15-19)	-5 (29-34)
Murray State (H)	30-46	22-17	11-0	7-7	16-18	+3 (15-18)	+8 (31-23)
Tennessee State (A)	32-10	14-17	19-6	13-10	13-19	-4 (16-12)	+10 (43-33)
Eastern Kentucky (H)	36-22	20-15	7-13	19-5	30-22	+3 (15-18)	+0 (38-38)
Eastern Illinois (A)	34-26	16-20	11-12	11-13	15-27	-3 (15-12)	+15 (43-28)
Tennessee Tech (H)	38-22	25-13	12-12	11-14	2-3	+10 (8-18)	-1 (29-30)
Jacksonville State (H)	32-48	12-13	11-8	10-7	3-15	+1 (15-16)	-3 (20-23)
Belmont (H)	30-46	7-8	4-6	9-10	10-14	+4 (6-10)	+0 (31-31)
Tennessee State (H)							
SIU Edwardsville (A)							
Eastern Kentucky (A)							
Morehead State (A)							
UT Martin (A)							
UT Martin (H)							
Southeast Missouri (H)							
Southeast Missouri (A)							
SIU Edwardsville (H)							
Eastern Illinois (H)							
Tennessee Tech (A)							
Jacksonville State (A)							

2020-21 NUMBERS BREAKDOWN

JUMP BALLS CONTROLLED (including OT)

Austin Peay	9
Opponents	5

HOW GOVS SCORED FIRST

Method	Count
Layup	10
Jumper	0
Free-Throw	1
Three-Pointer	3
Dunk	0

WHO SCORED FIRST

Player	1st Scorer
Terry Taylor	7
Mike Peake	2
Elton Walker	2
Tai'Reon Joseph	1
Jordyn Adams	1
Carlos Paez	

GAMES AS LEADING SCORER

Player	20-21/Career
Terry Taylor	10/61
Jordyn Adams	0/12
Carlos Paez	0/1
Reginald Gee	2/2
Mike Peake	1/1
Alec Woodard	1/1

GAMES AS LEADING REBOUNDER

Player	20-21/Career
Terry Taylor	14/82
Jordyn Adams	0/1
Mike Peake	1/1

GAMES AS ASSIST LEADER

Player	20-21/Career
Terry Taylor	2/8
Carlos Paez	11/27
Jordyn Adams	1/8
Alec Woodard	0/1
DJ Peavy	4/4
Reginald Gee	1/1

DOUBLE-DOUBLES

Player	20-21/Career
Terry Taylor	10/52

TRIPLE-DOUBLES

Player	20-21/Career
Not yet achieved in 2020-21	

DOUBLE-FIGURE SCORING

Player	20-21/Career
Terry Taylor	14/103
Jordyn Adams	5/34
Reginald Gee	7/10
Carlos Paez	6/15
Alec Woodard	3/6
Mike Peake	7/7
Elton Walker	2/2
Tai'Reon Joseph	3/3
DJ Peavy	1/1

30-POINT GAMES

Player	20-21/Career
Terry Taylor	3/15
Jordyn Adams	0/4

20-POINT GAMES

Player	20-21/Career
Terry Taylor	8/52
Jordyn Adams	0/14
Reginald Gee	2/2
Tai'Reon Joseph	1/1
Carlos Paez	1/1

10-REBOUND GAMES

Player	20-21/Career
Terry Taylor	10/57

5+ 3-POINTER GAMES

Player	20-21/Career
Terry Taylor	0/3
Carlos Paez	1/2
Jordyn Adams	0/3
Reginald Gee	1/1

5-STEAL GAMES

Player	20-21/Career
Carlos Paez	0/1

3-BLOCK GAMES

Player	20-21/Career
Terry Taylor	0/9
Mike Peake	1/1

THE GOVS WHEN...

FIELD GOAL SHOOTING

Outshoot their opponent	5-0
Opponent outshoots them	3-6
Shoot the same	0-0
Opponent shoots 45 percent or better	3-6
Opponent shoots below 45 percent	5-0
APSU shoots 45 percent or better	5-3
APSU shoots below 45 percent	3-3

FREE THROW SHOOTING

Attempt more FT than opponent	4-2
Attempt fewer FT than opponent	4-4
Attempt the same number of FT	0-0
Make more FT than opponent	3-2
Make fewer FT than opponent	4-3
Make the same number of FT	1-1

REBOUNDING

Out-rebound their opponent	5-1
Out-rebounded by their opponent	2-3
Rebounding is equal	1-2

TURNOVERS

Commit fewer turnovers than opponent	5-4
Commit more turnovers than opponent	2-2
Commit same number of turnovers	1-0

HALFTIME SCORE

Lead at half	6-2
Trail at half	1-3
Tied at half	1-1

OVERTIME GAMES

In Overtime Games	0-0
-------------------	-----

WHEN OPPONENTS SCORE

Less than 60 points	2-0
60-69 points	4-0
70-79 points	2-2
80-89 points	0-4
90-99 points	0-0
100+ points	0-0

WHEN GOVERNORS SCORE

Less than 60 points	0-1
60-69 points	2-0
70-79 points	4-5
80-89 points	1-0
90-99 points	0-0
100+ points	1-0

INSIDE THE POINTS

The Govs have more points in the paint	6-1
The Govs have fewer points in the paint	2-5
They have equal points in the paint	0-0
The Govs have more points off turnovers	5-2
The Govs have fewer points off turnovers	3-4
They have equal points off turnovers	0-0
The Govs have more second-chance points	6-3
The Govs have fewer second-chance points	1-3
They have equal second-chance points	1-0
The Govs have more bench points	1-2
The Govs have fewer bench points	6-4
They have equal bench points	1-0

RECORD BY MONTH

November	2-1
December	4-2
January	2-3
February	0-0
March	0-0

RECORD BY DAY OF THE WEEK

Monday	2-0
Tuesday	0-2
Wednesday	2-0
Thursday	2-1
Friday	1-1
Saturday	1-2
Sunday	0-0

GAME-BY-GAME LINEUP

Opponent (H/A/N)	G	G	G/F	F	F/C	First Substitute
Omaha (N)	Paez	Adams	Woodard	Taylor	Peake	Walker/Gee
ETSU (N)	Paez	Adams	Woodard	Taylor	Peake	Walker
Abilene Christian (N)	Paez	Adams	Woodard	Taylor	Peake	Walker/Gee/Peavy
Carver College (H)	Peavy	Adams	Walker	Taylor	Peake	Woodard
Murray State (A)	Peavy	Adams	Walker	Taylor	Peake	Paez/Gee
McKendree (H)	Paez	Joseph	Walker	Taylor	Gee	Woodard/Peake
Florida A&M (H)	Paez	Joseph	Walker	Taylor	Gee	Woodard/Merritt
Murray State (H)	Paez	Joseph	Walker	Taylor	Gee	Peake/Merritt
Tennessee State (A)	Paez	Joseph	Gee	Taylor	Peake	Woodard
Eastern Kentucky (H)	Paez	Joseph	Gee	Taylor	Peake	Walker
Eastern Illinois (A)	Paez	Woodard	Gee	Taylor	Walker	Adams
Tennessee Tech (H)	Paez	Adams	Woodard	Taylor	Peake	Peavy
Jacksonville State (H)	Paez	Adams	Woodard	Taylor	Peake	Walker
Belmont (H)	Paez	Adams	Woodard	Taylor	Peake	Walker/Joseph/ Peavy
Tennessee State (H)						
Eastern Kentucky (A)						
Morehead State (A)						
UT Martin (A)						
UT Martin (H)						
Southeast Missouri (H)						
Southeast Missouri (A)						
SIU Edwardsville (H)						
Eastern Illinois (H)						
Tennessee Tech (A)						
Jacksonville State (A)						

CAREER STARTS

Player	20-21/Car
Terry Taylor	14/114
Reginald Gee	6/8
Jordyn Adams	8/39
Carlos Paez	12/31
Alec Woodard	6/10
Mike Peake	10/10
DJ Peavy	2/2
Elton Walker	6/6
Tai'Reon Joseph	5/5

RECORD BY LINEUP

Paez	Adams	Woodard	Taylor	Peake	3-3
Peavy	Adams	Walker	Taylor	Peake	1-1
Paez	Joseph	Walker	Taylor	Gee	2-1
Paez	Joseph	Gee	Taylor	Peake	1-1
Paez	Woodard	Gee	Taylor	Walker	1-1

OVERALL STATISTICS

RECORD: 8-6 | OVC: 4-4 | HOME: 5-4 | AWAY: 1-1 | NEUTRAL: 2-1

Player	GP/GS	Min	Avg	FG-FGA	Pct	3FG-A	Pct	FT-A	Pct	O-D	Tot	Avg	PF	A	TO	Blk	Stl	Pts	Avg
TAYLOR, Terry	14/14	518	37.0	123-226	.544	14-45	.311	39-49	.796	67-86	153	10.9	23	23	26	8	11	299	21.4
ADAMS, Jordyn	9/8	265	29.4	34-93	.366	11-34	.324	14-16	.875	6-18	24	2.7	11	16	20	3	7	93	10.3
GEE, Reginald	12/6	290	24.2	38-98	.388	16-47	.340	28-40	.700	9-34	43	3.6	19	8	22	2	6	120	10.0
PEAKE, Mike	14/10	333	23.8	53-90	.589	7-17	.412	21-32	.656	20-46	66	4.7	34	14	16	10	9	134	9.6
PAEZ, Carlos	14/12	431	30.8	39-88	.443	18-41	.439	20-26	.769	7-30	37	2.6	29	58	38	0	13	116	8.3
JOSEPH, Tai'reon	14/5	203	14.5	30-80	.375	14-44	.318	4-6	.667	8-10	18	1.3	15	13	15	0	6	78	5.6
WOODARD, Alec	14/7	252	18.0	20-67	.299	10-45	.222	14-17	.824	11-18	29	2.1	43	18	13	1	15	64	4.6
WALKER, Elton	13/6	216	16.6	24-44	.545	1-7	.143	7-19	.368	14-22	36	2.8	18	7	21	4	10	56	4.3
PEAVY, DJ	14/2	203	14.5	16-38	.421	4-9	.444	10-20	.500	9-6	15	1.1	34	25	23	0	8	46	3.3
MCCAIN, Devon	3/0	21	7.0	2-3	.667	0-0	.000	2-3	.667	2-1	3	1.0	5	1	2	0	1	6	2.0
MERRITT, Corbin	9/0	46	5.1	7-16	.438	0-2	.000	1-2	.500	7-8	15	1.7	5	2	5	2	0	15	1.7
MONGOZI, Merdy	3/0	7	2.3	1-1	1.000	0-0	.000	2-2	1.000	1-2	3	1.0	4	0	1	0	0	4	1.3
JARJOU, Ibrahima	2/0	8	4.0	0-1	.000	0-0	.000	0-0	.000	2-0	2	1.0	5	0	0	0	0	0	0.0
BURCHFIELD, Jordan	2/0	5	2.5	0-1	.000	0-1	.000	0-0	.000	0-0	0	0.0	0	0	0	0	1	0	0.0
BATES, Codye	1/0	2	2.0	0-1	.000	0-0	.000	0-0	.000	1-0	1	1.0	0	0	0	0	0	0	0.0
TEAM.....										16-17	33	2.4	0		5			0	
Total.....	14			387-847	.457	95-292	.325	162-232	.698	180-298	478	34.1	245	185	207	30	87	1031	73.6
Opponents.....	14			363-742	.489	96-277	.347	165-251	.657	117-315	432	30.9	256	148	235	33	108	987	70.5

CONFERENCE-ONLY STATISTICS

Player	GP/GS	Min	Avg	FG-FGA	Pct	3FG-A	Pct	FT-A	Pct	O-D	Tot	Avg	PF	A	TO	Blk	Stl	Pts	Avg
TAYLOR, Terry	8/8	305	38.1	71-137	.518	10-29	.345	25-33	.758	40-49	89	11.1	13	17	9	6	3	177	22.1
ADAMS, Jordyn	5/4	162	32.4	21-53	.396	7-23	.304	3-5	.600	2-10	12	2.4	8	13	11	2	1	52	10.4
PAEZ, Carlos	8/7	261	32.6	26-56	.464	15-29	.517	12-14	.857	4-20	24	3.0	22	33	20	0	7	79	9.9
PEAKE, Mike	8/6	192	24.0	31-52	.596	4-11	.364	5-12	.417	12-20	32	4.0	19	6	10	2	4	71	8.9
GEE, Reginald	6/4	150	25.0	17-51	.333	4-21	.190	11-16	.688	2-16	18	3.0	7	4	10	1	3	49	8.2
WOODARD, Alec	8/4	164	20.5	13-39	.333	4-24	.167	11-13	.846	6-13	19	2.4	30	11	7	0	8	41	5.1
JOSEPH, Tai'reon	8/3	110	13.8	13-40	.325	9-26	.346	4-6	.667	5-5	10	1.3	8	6	8	0	3	39	4.9
WALKER, Elton	7/3	122	17.4	11-24	.458	0-3	.000	5-13	.385	8-10	18	2.6	7	3	12	2	4	27	3.9
PEAVY, DJ	8/1	109	13.6	8-16	.500	3-4	.750	6-10	.600	7-4	11	1.4	16	7	13	0	3	25	3.1
MERRITT, Corbin	5/0	22	4.4	3-8	.375	0-1	.000	0-0	.000	2-2	4	0.8	4	0	4	0	0	6	1.2
BURCHFIELD, Jordan	1/0	1	1.0	0-0	.000	0-0	.000	0-0	.000	0-0	0	0.0	0	0	0	0	0	0	0.0
JARJOU, Ibrahima	1/0	2	2.0	0-0	.000	0-0	.000	0-0	.000	0-0	0	0.0	0	0	0	0	0	0	0.0
TEAM.....										11-12	23	2.9	0		3			0	
Total.....	8			214-476	.450	56-171	.327	82-122	.672	99-161	260	32.5	134	100	107	13	36	566	70.8
Opponents.....	8			215-411	.523	63-174	.362	100-139	.719	57-183	240	30.0	141	93	115	19	54	593	74.1

SCHEDULE, RESULTS AND LEADERS

DATE	OPPONENT	SCORE	ATT.	LEADING SCORER(S)	LEADING REBOUNDER(S)
11/25/20	vs Omaha	W 72-66	50	(21)TAYLOR, Terry	(12)TAYLOR, Terry
11/26/20	vs ETSU	W 67-66	50	(25)TAYLOR, Terry	(16)TAYLOR, Terry
11/27/20	vs Abilene Christian	72-80 L	50	(22)TAYLOR, Terry	(10)TAYLOR, Terry
12/04/20	CARVER	W 102-38	647	(20)GEE, Reginald	(10)TAYLOR, Terry
12/08/20	at Murray St.*	57-87 L	1290	(16)TAYLOR, Terry	(11)TAYLOR, Terry
12/14/20	MCKENDREE	W 82-68	444	(31)TAYLOR, Terry	(8)TAYLOR, Terry
12/15/20	FLORIDA A&M	70-76 L	478	(18)PEAKE, Mike	(8)TAYLOR, Terry
12/21/20	MURRAY ST.*	W 74-70	502	(30)TAYLOR, Terry	(13)TAYLOR, Terry
12/30/20	at Tennessee St.*	W 68-59	230	(20)GEE, Reginald	(12)TAYLOR, Terry
01/02/21	EASTERN KY.*	75-80 L	452	(17)WOODARD, Alec	(8)TAYLOR, Terry
01/09/21	at Eastern Ill.*	W 74-71	0	(38)TAYLOR, Terry	(17)TAYLOR, Terry
01/21/21	TENNESSEE TECH*	W 72-69	518	(24)TAYLOR, Terry	(10)TAYLOR, Terry
01/23/21	JACKSONVILLE ST.*	70-76 L	406	(19)TAYLOR, Terry	(6)PEAKE, Mike (6)TAYLOR, Terry
01/28/21	BELMONT*	76-81 L	603	(23)TAYLOR, Terry	(12)TAYLOR, Terry

ATTENDANCE

SUMMARY	GAMES	TOTALS	AVG/GAME
HOME	8	4050	506
AWAY	3	1520	507
NEUTRAL	3	150	50
TOTAL	14	5720	409

TEAM GAME-BY-GAME STATISTICS

Opponent	Date	Score	W/L	----TOTAL----			----3-POINT----			----REBOUNDS----				PF	A	TO	Blk	Stl	Pts	Avg			
				FG	FGA	Pct	3FG	3GA	Pct	FT	FTA	Pct	Off								Def	Tot	Avg
vs Omaha	11/25/20	72-66	W	25	57	.439	6	18	.333	16	24	.667	10	26	36	36.0	20	14	19	6	11	72	72.0
vs ETSU	11/26/20	67-66	W	24	62	.387	3	14	.214	16	22	.727	20	23	43	39.5	19	9	16	2	7	67	69.5
vs Abilene Christian	11/27/20	72-80	L	27	59	.458	5	17	.294	13	16	.813	11	21	32	37.0	23	12	20	1	2	72	70.3
CARVER	12/04/20	102-38	W	42	76	.553	9	25	.360	9	15	.600	16	32	48	39.8	20	24	13	6	13	102	78.2
at Murray St.	12/08/20	57-87	L	21	53	.396	6	19	.316	9	13	.692	11	14	25	36.8	12	4	17	0	2	57	74.0
MCKENDREE	12/14/20	82-68	W	32	59	.542	10	22	.455	8	11	.727	11	19	30	35.7	16	18	17	1	10	82	75.3
FLORIDA A&M	12/15/20	70-76	L	23	58	.397	6	25	.240	18	22	.818	13	16	29	34.7	13	8	15	1	8	70	74.6
MURRAY ST.	12/21/20	74-70	W	26	56	.464	7	18	.389	15	23	.652	15	16	31	34.2	17	10	15	1	7	74	74.5
at Tennessee St.	12/30/20	68-59	W	26	57	.456	5	21	.238	11	20	.550	13	30	43	35.2	22	8	16	2	2	68	73.8
EASTERN KY.	01/02/21	75-80	L	26	68	.382	4	22	.182	19	21	.905	14	24	38	35.5	20	15	15	2	6	75	73.9
at Eastern Ill.	01/09/21	74-71	W	28	63	.444	7	19	.368	11	16	.688	14	29	43	36.2	12	13	15	2	5	74	73.9
TENNESSEE TECH	01/21/21	72-69	W	31	64	.484	8	23	.348	2	5	.400	13	16	29	35.6	23	18	8	2	5	72	73.8
JACKSONVILLE ST.	01/23/21	70-76	L	27	51	.529	7	23	.304	9	12	.750	8	12	20	34.4	14	16	15	2	4	70	73.5
BELMONT	01/28/21	76-81	L	29	64	.453	12	26	.462	6	12	.500	11	20	31	34.1	14	16	6	2	5	76	73.6
Austin Peay		1031		387	847	.457	95	292	.325	162	232	.698	180	298	478	34.1	245	185	207	30	87	1031	73.6
Opponents		987		363	742	.489	96	277	.347	165	251	.657	117	315	432	30.9	256	148	235	33	108	987	70.5

OPPONENT GAME-BY-GAME STATISTICS

Opponent	Date	Score	W/L	----Total----			----3-Point----			----Rebounds----							A	To	Blk	Stl	Pts	Avg	
				Fg	Fga	Pct	3Fg	3Ga	Pct	Ft	Fta	Pct	Off	Def	Tot	Avg							Pf
vs Omaha	11/25/20	72-66	W	26	61	.426	3	12	.250	11	19	.579	11	25	36	36.0	23	5	19	2	7	66	66.0
vs ETSU	11/26/20	67-66	W	24	57	.421	9	29	.310	9	18	.500	12	22	34	35.0	20	10	17	0	8	66	66.0
vs Abilene Christian	11/27/20	72-80	L	29	53	.547	5	9	.556	17	29	.586	5	20	25	31.7	18	12	15	1	12	80	70.7
CARVER	12/04/20	102-38	W	14	51	.275	1	12	.083	9	18	.500	9	22	31	31.5	19	6	29	4	9	38	62.5
at Murray St.	12/08/20	57-87	L	34	57	.596	8	20	.400	11	15	.733	10	24	34	32.0	19	11	11	4	7	87	67.4
MCKENDREE	12/14/20	82-68	W	25	55	.455	8	27	.296	10	14	.714	13	19	32	32.0	17	11	21	3	8	68	67.5
FLORIDA A&M	12/15/20	70-76	L	30	54	.556	7	14	.500	9	14	.643	10	24	34	32.3	18	11	19	4	10	76	68.7
MURRAY ST.	12/21/20	74-70	W	28	47	.596	3	17	.176	11	14	.786	4	19	23	31.1	23	12	18	1	10	70	68.9
at Tennessee St.	12/30/20	68-59	W	18	53	.340	8	25	.320	15	24	.625	11	22	33	31.3	20	9	12	1	7	59	67.8
EASTERN KY.	01/02/21	75-80	L	25	55	.455	11	22	.500	19	27	.704	10	28	38	32.0	21	10	18	2	8	80	69.0
at Eastern Ill.	01/09/21	74-71	W	24	58	.414	10	35	.286	13	14	.929	6	22	28	31.6	17	12	12	5	11	71	69.2
TENNESSEE TECH	01/21/21	72-69	W	23	41	.561	8	22	.364	15	22	.682	7	23	30	31.5	15	8	18	1	4	69	69.2
JACKSONVILLE ST.	01/23/21	70-76	L	31	49	.633	6	16	.375	8	8	1.000	6	17	23	30.8	14	16	16	1	5	76	69.7
BELMONT	01/28/21	76-81	L	32	51	.627	9	17	.529	8	15	.533	3	28	31	30.9	12	15	10	4	2	81	70.5
Opponents		987		363	742	.489	96	277	.347	165	251	.657	117	315	432	30.9	256	148	235	33	108	987	70.5
Austin Peay		1031		387	847	.457	95	292	.325	162	232	.698	180	298	478	34.1	245	185	207	30	87	1031	73.6

TEAM SUPERLATIVES

APSU HIGHS

POINTS	102	CARVER (12/04/20)
FIELD GOALS MADE.....	42	CARVER (12/04/20)
FIELD GOAL ATTEMPTS	76	CARVER (12/04/20)
FIELD GOAL PERCENTAGE553 (42-76)	CARVER (12/04/20)
3 PT FIELD GOALS MADE.....	12	BELMONT (01/28/21)
3 PT FG ATTEMPTS	26	BELMONT (01/28/21)
3 PT FG PERCENTAGE462 (12-26)	BELMONT (01/28/21)
FREE THROWS MADE.....	19	EASTERN KY. (01/02/21)
FREE THROW ATTEMPTS	24	vs Omaha (11/25/20)
FREE THROW PERCENTAGE905 (19-21)	EASTERN KY. (01/02/21)
REBOUNDS	48	CARVER (12/04/20)
ASSISTS	24	CARVER (12/04/20)
STEALS	13	CARVER (12/04/20)
BLOCKED SHOTS	6	vs Omaha (11/25/20)
.....		CARVER (12/04/20)
TURNOVERS.....	20	vs Abilene Christian (11/27/20)
FOULS.....	23	vs Abilene Christian (11/27/20)
.....		TENNESSEE TECH (01/21/21)

APSU LOWS

POINTS	57	at Murray St. (12/08/20)
FIELD GOALS MADE.....	21	at Murray St. (12/08/20)
FIELD GOAL ATTEMPTS	51	JACKSONVILLE ST. (01/23/21)
FIELD GOAL PERCENTAGE382 (26-68)	EASTERN KY. (01/02/21)
3 PT FIELD GOALS MADE.....	3	vs ETSU (11/26/20)
3 PT FG ATTEMPTS	14	vs ETSU (11/26/20)
3 PT FG PERCENTAGE182 (4-22)	EASTERN KY. (01/02/21)
FREE THROWS MADE.....	2	TENNESSEE TECH (01/21/21)
FREE THROW ATTEMPTS	5	TENNESSEE TECH (01/21/21)
FREE THROW PERCENTAGE400 (2-5)	TENNESSEE TECH (01/21/21)
REBOUNDS	20	JACKSONVILLE ST. (01/23/21)
ASSISTS.....	4	at Murray St. (12/08/20)
STEALS	2	vs Abilene Christian (11/27/20)
.....		at Murray St. (12/08/20)
.....	2	at Tennessee St. (12/30/20)
BLOCKED SHOTS	0	at Murray St. (12/08/20)
TURNOVERS.....	6	BELMONT (01/28/21)
FOULS.....	12	at Murray St. (12/08/20)
.....		at Eastern Ill. (01/09/21)

OPPONENT SUPERLATIVES

OPPONENT HIGHS

POINTS	87	at Murray St. (12/08/20)
FIELD GOALS MADE.....	34	at Murray St. (12/08/20)
FIELD GOAL ATTEMPTS	61	vs Omaha (11/25/20)
FIELD GOAL PERCENTAGE633 (31-49)	JACKSONVILLE ST. (01/23/21)
3 PT FIELD GOALS MADE.....	11	EASTERN KY. (01/02/21)
3 PT FG ATTEMPTS	35	at Eastern Ill. (01/09/21)
3 PT FG PERCENTAGE586 (17-29)	vs Abilene Christian (11/27/20)
FREE THROWS MADE.....	19	EASTERN KY. (01/02/21)
FREE THROW ATTEMPTS	29	vs Abilene Christian (11/27/20)
FREE THROW PERCENTAGE	1.000 (8-8)	JACKSONVILLE ST. (01/23/21)
REBOUNDS	38	EASTERN KY. (01/02/21)
ASSISTS	16	JACKSONVILLE ST. (01/23/21)
STEALS	12	vs Abilene Christian (11/27/20)
BLOCKED SHOTS	5	at Eastern Ill. (01/09/21)
TURNOVERS.....	29	CARVER (12/04/20)
FOULS.....	23	vs Omaha (11/25/20)
.....		MURRAY ST. (12/21/20)

OPPONENT LOWS

POINTS	38	CARVER (12/04/20)
FIELD GOALS MADE.....	14	CARVER (12/04/20)
FIELD GOAL ATTEMPTS	41	TENNESSEE TECH (01/21/21)
FIELD GOAL PERCENTAGE275 (14-51)	CARVER (12/04/20)
3 PT FIELD GOALS MADE.....	1	CARVER (12/04/20)
3 PT FG ATTEMPTS	9	vs Abilene Christian (11/27/20)
3 PT FG PERCENTAGE083 (1-12)	CARVER (12/04/20)
FREE THROWS MADE.....	8	JACKSONVILLE ST. (01/23/21)
.....		BELMONT (01/28/21)
FREE THROW ATTEMPTS	8	JACKSONVILLE ST. (01/23/21)
FREE THROW PERCENTAGE500 (9-18)	vs ETSU (11/26/20)
.....		CARVER (12/04/20)
REBOUNDS	23	MURRAY ST. (12/21/20)
.....		JACKSONVILLE ST. (01/23/21)
ASSISTS.....	5	vs Omaha (11/25/20)
STEALS	2	BELMONT (01/28/21)
BLOCKED SHOTS	0	vs ETSU (11/26/20)
TURNOVERS.....	10	BELMONT (01/28/21)
FOULS.....	12	BELMONT (01/28/21)



AUSTIN PEAY INDIVIDUAL SUPERLATIVES

Points	38	TAYLOR, Terry at Eastern Ill. (01/09/21)
	31	TAYLOR, Terry vs McKendree (12/14/20)
	30	TAYLOR, Terry vs Murray St. (12/21/20)
	25	TAYLOR, Terry vs ETSU (11/26/20)
	24	TAYLOR, Terry vs Tennessee Tech (01/21/21)
Field Goals Made	16	TAYLOR, Terry at Eastern Ill. (01/09/21)
Field Goal Att.	31	TAYLOR, Terry at Eastern Ill. (01/09/21)
FG Pct (min 5 made)	1.000 (6-6)	PEAKE, Mike vs Carver (12/04/20)
3-Point FG Made	6	PAEZ, Carlos vs Belmont (01/28/21)
3-Point FG Att.	9	PAEZ, Carlos vs Belmont (01/28/21)
3-Pt FG Pct (min 2 made)	.800 (4-5)	JOSEPH, Tai'reon vs McKendree (12/14/20)
Free Throws Made	8	PEAKE, Mike vs Florida A&M (12/15/20)
	8	WOODARD, Alec vs Eastern Ky. (01/02/21)
Free Throw Att.	10	GEE, Reginald vs Omaha (11/25/20)
FT Pct (min 3 made)	1.000 (5-5)	ADAMS, Jordyn vs Abilene Christian (11/27/20)
	1.000 (5-5)	TAYLOR, Terry vs McKendree (12/14/20)
Rebounds	17	TAYLOR, Terry at Eastern Ill. (01/09/21)
Assists	9	PAEZ, Carlos vs Omaha (11/25/20)
Steals	4	ADAMS, Jordyn vs Omaha (11/25/20)
	4	WALKER, Elton vs Carver (12/04/20)
	4	PAEZ, Carlos vs McKendree (12/14/20)
Blocked Shots	4	PEAKE, Mike vs Omaha (11/25/20)
Turnovers	6	TAYLOR, Terry vs Abilene Christian (11/27/20)
Fouls	5	JARJOU, Ibrahima vs Carver (12/04/20); WOODARD, Alec at Murray St. (12/08/20); PEAKE, Mike vs Tennessee Tech (01/21/21); WOODARD, Alec vs Jacksonville St. (01/23/21)
Minutes	40	TAYLOR, Terry vs ETSU (11/26/20); TAYLOR, Terry vs Murray St. (12/21/20); TAYLOR, Terry vs Jacksonville St. (01/23/21)

OPPONENT INDIVIDUAL SUPERLATIVES

Points	30	Wendell Green Jr. vs Eastern Ky. (01/02/21)
	29	Jr. Clay vs Tennessee Tech (01/21/21)
	27	M.J. Randolph vs Florida A&M (12/15/20)
	24	Caleb Hollander vs Belmont (01/28/21)
	22	Damaria Franklin vs Tennessee Tech (01/21/21)
	22	Darian Adams vs Jacksonville St. (01/23/21)
Field Goals Made	11	M.J. Randolph vs Florida A&M (12/15/20)
Field Goal Att.	18	Wendell Green Jr. vs Eastern Ky. (01/02/21)
FG Pct (min 5 made)	1.000 (6-6)	KJ Williams at Murray St. (12/08/20)
3-Point FG Made	6	Caleb Hollander vs Belmont (01/28/21)
3-Point FG Att.	12	Mack Smith at Eastern Ill. (01/09/21)
3-Pt FG Pct (min 2 made)	1.000 (2-2)	MILLER, Reggie vs Abilene Christian (11/27/20)
	1.000 (2-2)	Carson Parker vs McKendree (12/14/20)
Free Throws Made	9	Jr. Clay vs Tennessee Tech (01/21/21)
Free Throw Att.	12	Jr. Clay vs Tennessee Tech (01/21/21)
FT Pct (min 3 made)	1.000 (4-4)	Bryson Scott vs Carver (12/04/20); Sammy Friday IV at Eastern Ill. (01/09/21); Barlow Alleruzzo IV at Eastern Ill. (01/09/21)
Rebounds	14	Matt Pile vs Omaha (11/25/20)
Assists	7	Marvin Johnson at Eastern Ill. (01/09/21)
Steals	5	M.J. Randolph vs Florida A&M (12/15/20)
	5	Marvin Johnson at Eastern Ill. (01/09/21)
Blocked Shots	3	Paul Hepburn vs Carver (12/04/20); Marvin Johnson at Eastern Ill. (01/09/21); Nick Muszynski vs Belmont (01/28/21)
Turnovers	6	Lawrence Simmons vs Carver (12/04/20)
	6	Kamron Reaves vs Florida A&M (12/15/20)
Fouls	5	Silas Adheke vs ETSU (11/26/20); Marco Smith vs Omaha (11/25/20); Paul Hepburn vs Carver (12/04/20); Tre King vs Eastern Ky. (01/02/21); George Dixon at Eastern Ill. (01/09/21); Austin Harvell vs Tennessee Tech (01/21/21)



JORDYN ADAMS

6-3 • 200 • Sophomore • Guard
Silsbee, Tex. (Silsbee HS)

CAREER AUSTIN PEAY STATISTICS

Year	GP	GS	Min	Avg	FG	FGA	Pct	3G	3GA	Pct	FT	FTA	Pct	Off	Def	Tot	Avg	PF	FO	Ast	TO	Blk	Stl	Pts	Avg
2019-20	33	31	1097	33.2	193	460	.420	60	159	.377	128	162	.790	27	80	107	3.2	68	0	69	80	9	31	574	17.4
2020-21	9	8	265	29.4	34	93	.366	11	34	.324	14	16	.875	6	18	24	2.7	11	0	16	20	3	7	93	10.3
TOTAL	42	39	1362	32.4	227	553	.410	71	193	.368	142	178	.798	33	98	131	3.1	79	0	85	100	12	38	667	15.9

2020-21 HIGHLIGHTS AND NOTABLES

- 2020 Ohio Valley Conference Freshman of the Year and first-team All-OVC.
- Kyle Macy Freshman All-American and NABC All-District in his first season.
- Preseason All-OVC for the 2020-21 season.
- Tallied 18 points in his season debut against Omaha, with a career-high four steals.
- Hit 11 straight free-throws to start the season.
- Missed last five contests due to injury.
- After missing a month, returned with a 19-minute outing at Eastern Illinois yielded seven points.
- Made first start in over a month and responded by gutting out a 39-minute outing against Tennessee Tech, finishing with 12 points and a season-best four assists while starting and ending the Austin Peay scoring output with a three-pointer.
- Averaging 13.3 points over the last three games.

2020-21 GAME-BY-GAME BREAKDOWN

Opponent	Min	FGM	Pct	3GM	Pct	FTM	Pct	Off-Tot	PF	A	TO	Blk	Stl	Pts
vs. Omaha	32	6-13	.462	2-3	.667	4-4	1.000	2-3	0	0	4	1	4	18
vs. ETSU	32	2-11	.182	1-4	.250	2-2	1.000	2-4	1	1	3	0	0	7
vs. ACU	28	4-12	.333	1-2	.500	5-5	1.000	0-4	1	1	0	0	0	14
Carver	11	1-4	.250	0-2	.000	0-0	.000	0-1	1	1	2	0	2	2
at Murray St.	29	2-9	.222	1-2	.500	0-0	.000	1-2	0	1	3	0	0	5
McKendree	INJ													
Florida A&M	INJ													
Murray St.	INJ													
at TSU	INJ													
EKU	INJ													
at EIU	19	3-4	.750	1-1	1.000	0-0	.000	0-3	1	4	1	0	0	7
TN Tech	39	5-14	.357	2-6	.333	0-0	.000	1-3	4	4	1	1	1	12
JSU	38	8-15	.533	1-7	.143	1-2	.500	0-0	1	3	5	1	0	18
Belmont	37	3-11	.273	2-7	.286	2-3	.667	0-4	2	1	1	0	0	10
TSU														
at SIUE														
at ECU														
at Morehead St.														
at UT Martin														
UT Martin														
SEMO														
at SEMO														
SIUE														
EIU														
at TN Tech														
at JSU														

CAREER BESTS

(Percentages based on minimum three attempts)

SCORING	37.....vs Tennessee State (1/23/20)
FGM	11.....vs Tennessee State (1/23/20)
FG%	.727.....(8-11) at Vanderbilt (11/20/19)
3FGM	7.....at UT Martin (1/18/20)
3FGA	12.....at UT Martin (1/18/20)
FTM	12.....at Eastern Illinois (2/22/20)
FT%	1.000.....(10-10) vs. Alabama State (12/22/19)
REB	8.....vs. Morehead State (2/27/20)
AST	7.....vs. Eastern Illinois (3/5/20)
STL	4.....vs. Omaha (11/25/20)
BLK	1.....m.r. vs Murray State (3/6/20)
MIN	40.....at Eastern Illinois (2/22/20)

† - school record ‡ - tied school record m.r. - most recently



CODEY BATES

24

6-2 • 205 • Sophomore • Guard
Memphis, Tenn. (Southwind HS)

CAREER AUSTIN PEAY STATISTICS

Year	GP	GS	Min	Avg	FG	FGA	Pct	3G	3GA	Pct	FT	FTA	Pct	Off	Def	Tot	Avg	PF	FO	Ast	TO	Blk	Stl	Pts	Avg
2019-20	6	0	12	2.0	2	3	.667	1	2	.500	1	2	.500	1	0	1	0.2	3	0	1	1	0	0	6	1.0
2020-21	1	0	2	2.0	0	1	.000	0	0	.000	0	0	.000	1	0	1	1.0	0	0	0	0	0	0	0	0.0
TOTAL	7	0	14	2.0	2	4	.500	1	2	.500	1	2	.500	2	0	2	0.3	3	0	1	1	0	0	6	0.9

2020-21 HIGHLIGHTS AND NOTABLES

- Walk-on from Memphis.
- Made six appearances, including the final minute in the OVC Tournament quarterfinal round against Eastern Illinois.
- Made first appearance of 2020-21 against Carver.

2020-21 GAME-BY-GAME BREAKDOWN

Opponent	Min	FGM	Pct	3GM	Pct	FTM	Pct	Off-Tot	PF	A	TO	Blk	Stl	Pts
vs. Omaha	DNP													
vs. ETSU	DNP													
vs. ACU	DNP													
Carver	2	0-1	.000	0-0	.000	0-0	.000	1-1	0	0	0	0	0	0
at Murray St.	DNP													
McKendree	DNP													
Florida A&M	DNP													
Murray St.	DNP													
at TSU	DNP													
EKU	DNP													
at EIU	DNP													
TN Tech	DNP													
JSU	DNP													
Belmont	DNP													
TSU														
at SIUE														
at ECU														
at Morehead St.														
at UT Martin														
UT Martin														
SEMO														
at SEMO														
SIUE														
EIU														
at TN Tech														
at JSU														

CAREER BESTS

(Percentages based on minimum three attempts)

SCORING	3.....vs. Tennessee State (1/23/20)
FGM	1.....m.r. vs. Tennessee State (1/23/20)
FG%	N/A.....
3FGM	1.....vs. Tennessee State (1/23/20)
3FGA	1.....m.r. vs. Tennessee State (1/23/20)
FTM	1.....at Southeast Missouri (1/16/20)
FT%	N/A.....
REB	1.....m.r. vs. Carver (12/4/20)
AST	1.....at Southeast Missouri (1/16/20)
STL	N/A.....
BLK	N/A.....
MIN	5.....at Southeast Missouri (1/16/20)
† - school record ‡ - tied school record m.r. - most recently	



JORDAN BURCHFIELD

6-1 • 170 • R-Freshman • Guard

Rockvale, Tenn. (Trevecca)

CAREER AUSTIN PEAY STATISTICS

Year	GP	GS	Min	Avg	FG	FGA	Pct	3G	3GA	Pct	FT	FTA	Pct	Off	Def	Tot	Avg	PF	FO	Ast	TO	Blk	Stl	Pts	Avg
2020-21	2	0	5	2.5	0	1	.000	0	1	.000	0	0	.000	0	0	0	0.0	0	0	0	0	0	1	0	0.0
TOTAL	2	0	5	2.5	0	1	.000	0	1	.000	0	0	.000	0	0	0	0.0	0	0	0	0	0	1	0	0.0

2020-21 HIGHLIGHTS AND NOTABLES

- Redshirted at Trevecca a year ago.
- Won two region and two district titles at Blackman High School.
- Made his first appearance as a Gov against Carver.
- Played the final minute at Murray State.


2020-21 GAME-BY-GAME BREAKDOWN

Opponent	Min	FGM	Pct	3GM	Pct	FTM	Pct	Off-Tot	PF	A	TO	Blk	Stl	Pts
vs. Omaha	DNP													
vs. ETSU	DNP													
vs. ACU	DNP													
Carver	4	0-1	.000	0-1	.000	0-0	.000	0-0	0	0	0	0	1	0
at Murray St.	1	0-0	.000	0-0	.000	0-0	.000	0-0	0	0	0	0	0	0
McKendree	DNP													
Florida A&M	DNP													
Murray St.	DNP													
at TSU	DNP													
EKU	DNP													
at EIU	DNP													
TN Tech	DNP													
JSU	DNP													
Belmont	DNP													
TSU														
at SIUE														
at ECU														
at Morehead St.														
at UT Martin														
UT Martin														
SEMO														
at SEMO														
SIUE														
EIU														
at TN Tech														
at JSU														

CAREER BESTS

(Percentages based on minimum three attempts)

SCORING	N/A.....
FGM	N/A.....
FG%	N/A.....
3FGM	N/A.....
3FGA	N/A.....
FTM	N/A.....
FT%	N/A.....
REB	N/A.....
AST	N/A.....
STL	1.....vs. Carver (12/4/20)
BLK	N/A.....
MIN	4.....vs. Carver (12/4/20)
† - school record ‡ - tied school record m.r. - most recently	



REGINALD GEE

6-3 • 220 • Grad Transfer • Guard
Houston, Tex. (Alabama State)

CAREER AUSTIN PEAY STATISTICS

Year	GP	GS	Min	Avg	FG	FGA	Pct	3G	3GA	Pct	FT	FTA	Pct	Off	Def	Tot	Avg	PF	FO	Ast	TO	Blk	Stl	Pts	Avg
2019-20	6	2	116	19.3	19	43	.442	9	19	.474	9	12	.750	2	6	8	1.3	8	0	4	8	1	4	56	9.3
2020-21	12	6	290	24.2	38	98	.388	16	47	.340	28	40	.700	9	34	43	3.6	19	0	8	22	2	6	120	10.0
TOTAL	18	8	406	22.6	57	141	.404	25	66	.379	37	52	.712	11	40	51	2.8	27	0	12	30	3	10	176	9.8

2020-21 HIGHLIGHTS AND NOTABLES

- Three-year starter at Alabama State, leading Hornets to SWAC semis in 2019.
- Second-team All-SWAC after averaging 13.0 ppg.
- Hit 40.4 percent from the floor and 38.8 percent from three at ASU.
- Played six games, making two starts, before lower-body injury shut him down for the season.
- Opened his second go-round with the Gobs by equaling his then-career high with 14 points against Omaha, including a career-high seven free-throws.
- Dropped his first 20-piece as a Gov with 20 points against Carver.
- Tabbed for first start in over a year and responded with 13-point effort against McKendree, logging a career-high 35 minutes.
- Led all scorers by equaling his career high with 20 points during the Tennessee State game.
- On a night when his shot wasn't falling against Eastern Kentucky, contributed with career highs in steals and assists.
- Returned after missing two games with a six-minute appearance against Belmont.

2020-21 GAME-BY-GAME BREAKDOWN


Opponent	Min	FGM	Pct	3GM	Pct	FTM	Pct	Off-Tot	PF	A	TO	Blk	Stl	Pts
vs. Omaha	21	3-6	.500	1-2	.500	7-10	.700	1-4	2	0	3	0	0	14
vs. ETSU	26	3-6	.500	2-4	.500	3-4	.750	0-4	0	1	2	0	1	11
vs. ACU	20	1-6	.167	0-2	.000	1-2	.500	1-4	2	1	1	0	1	3
Carver	16	7-10	.700	5-7	.714	1-2	.500	0-4	2	0	0	0	0	20
at Murray St.	17	1-5	.200	0-2	.000	1-2	.500	1-1	2	1	1	0	0	3
McKendree	35	4-11	.364	3-7	.429	2-2	1.000	2-5	3	2	5	1	1	13
Florida A&M	22	3-8	.375	1-4	.250	3-4	.750	3-4	3	0	1	0	0	10
Murray St.	22	3-6	.500	1-2	.500	1-2	.500	0-0	1	1	2	0	0	8
at TSU	34	7-13	.538	2-5	.400	4-6	.667	0-6	2	0	4	0	0	20
EKU	36	4-16	.250	0-6	.000	2-2	1.000	1-5	1	2	2	0	3	10
at EIU	35	2-10	.200	1-6	.167	3-4	.750	0-6	0	0	1	1	0	8
TN Tech	OUT													
JSU	OUT													
Belmont	6	0-1	.000	0-0	.000	0-0	.000	0-0	1	0	0	0	0	0
TSU														
at SIUE														
at ECU														
at Morehead St.														
at UT Martin														
UT Martin														
SEMO														
at SEMO														
SIUE														
EIU														
at TN Tech														
at JSU														

CAREER BESTS

(Percentages based on minimum three attempts)

SCORING	20.....m.r. at Tennessee State (12/30/20)
FGM	7.....m.r. at Tennessee State (12/30/20)
FG%	.700.....(7-10) vs. Carver (12/4/20)
3FGM	5.....vs. Carver (12/4/20)
3FGA	7.....m.r. vs. McKendree (12/14/20)
FTM	7.....vs. Omaha (11/25/20)
FT%	.750.....(3-4) m.r. at Eastern Illinois (1/9/21)
REB	6.....m.r. at Eastern Illinois (1/9/21)
AST	2.....m.r. vs. Eastern Kentucky (1/2/21)
STL	3.....vs. Eastern Kentucky (1/2/21)
BLK	1.....m.r. at Eastern Illinois (1/9/21)
MIN	36.....vs. Eastern Kentucky (1/2/21)

† - school record ‡ - tied school record m.r. - most recently



I IBRAHIMA JARJOU

6-8 • 225 • Freshman • Forward
Bignona, Senegal (Core4 Prep)

CAREER AUSTIN PEAY STATISTICS

Year	GP	GS	Min	Avg	FG	FGA	Pct	3G	3GA	Pct	FT	FTA	Pct	Off	Def	Tot	Avg	PF	FO	Ast	TO	Blk	Stl	Pts	Avg
2020-21	2	0	8	4.0	0	1	.000	0	0	.000	0	0	.000	2	0	2	1.0	5	1	0	0	0	0	0	0.0
TOTAL	2	0	8	4.0	0	1	.000	0	0	.000	0	0	.000	2	0	2	1.0	5	1	0	0	0	0	0	0.0

2020-21 HIGHLIGHTS AND NOTABLES

- Took a prep year last season at Core4 Prep, run by NBA veteran Paul Millsap and his family.
- Teamed with 2020 No. 1 overall NBA Draft pick Anthony Edwards as a senior at Holy Spirit Prep in Atlanta.
- Earned first appearance as a Gov against Carver.
- Played final two minutes at Murray State.

2020-21 GAME-BY-GAME BREAKDOWN

Opponent	Min	FGM	Pct	3GM	Pct	FTM	Pct	Off-Tot	PF	A	TO	Blk	Stl	Pts
vs. Omaha	DNP													
vs. ETSU	DNP													
vs. ACU	DNP													
Carver	6	0-1	.000	0-0	.000	0-0	.000	2-2	5	0	0	0	0	0
at Murray St.	2	0-0	.000	0-0	.000	0-0	.000	0-0	0	0	0	0	0	0
McKendree	DNP													
Florida A&M	DNP													
Murray St.	DNP													
at TSU	DNP													
EKU	DNP													
at EIU	DNP													
TN Tech	OUT													
JSU	DNP													
Belmont	DNP													
TSU														
at SIUE														
at ECU														
at Morehead St.														
at UT Martin														
UT Martin														
SEMO														
at SEMO														
SIUE														
EIU														
at TN Tech														
at JSU														

CAREER BESTS

(Percentages based on minimum three attempts)

SCORING	N/A.....
FGM	N/A.....
FG%	N/A.....
3FGM	N/A.....
3FGA	N/A.....
FTM	N/A.....
FT%	N/A.....
REB	2.....vs. Carver (12/4/20)
AST	N/A.....
STL	N/A.....
BLK	N/A.....
MIN	6.....vs. Carver (12/4/20)
† - school record	‡ - tied school record m.r. - most recently



TAI'REON JOSEPH

6-1 • 175 • Freshman • Guard
Baton Rouge, La. (Scotlandville Magnet)

CAREER AUSTIN PEAY STATISTICS

Year	GP	GS	Min	Avg	FG	FGA	Pct	3G	3GA	Pct	FT	FTA	Pct	Off	Def	Tot	Avg	PF	FO	Ast	TO	Blk	Stl	Pts	Avg
2020-21	14	5	203	14.5	30	80	.375	14	44	.318	4	6	.667	8	10	18	1.3	15	0	13	15	0	6	78	5.6
TOTAL	14	5	203	14.5	30	80	.375	14	44	.318	4	6	.667	8	10	18	1.3	15	0	13	15	0	6	78	5.6

2020-21 HIGHLIGHTS AND NOTABLES

- Nickname: Scooter
- Won four straight state titles at Scotlandville Magnet alongside Reece Beekman (Virginia) and Javonte Smart (LSU).
- All-Tournament at the City of Palms Classic in December 2019 after posting 19.5 points and 6.3 rebounds against some of the nation's best programs.
- Career-high five assists against Carver.
- Broke into double figures for the first time as a Gov with 12 points in 11 minutes at Murray State.
- In his first start as a Gov, responded with an 8-for-11 performance to tally 20 points despite foul trouble limiting him to 23 minutes against McKendree.
- Hit a trio of first-half threes to keep the Govs close against Murray State in the rematch.

2020-21 GAME-BY-GAME BREAKDOWN

Opponent	Min	FGM	Pct	3GM	Pct	FTM	Pct	Off-Tot	PF	A	TO	Blk	Stl	Pts
vs. Omaha	11	1-3	.333	0-2	.000	0-0	.000	0-1	0	0	0	0	0	2
vs. ETSU	7	1-3	.333	0-1	.000	0-0	.000	0-0	0	0	1	0	1	2
vs. ACU	18	2-5	.400	0-2	.000	0-0	.000	2-2	0	0	3	0	0	4
Carver	16	3-9	.333	0-3	.000	0-0	.000	1-3	2	5	1	0	0	6
at Murray St.	11	3-6	.500	3-5	.600	3-4	.750	0-0	0	0	3	0	0	12
McKendree	23	8-11	.727	4-5	.800	0-0	.000	0-1	4	1	1	0	2	20
Florida A&M	18	2-9	.222	1-5	.200	0-0	.000	0-1	1	1	1	0	0	5
Murray St.	28	3-8	.375	3-6	.500	1-2	.500	0-1	1	1	3	0	2	10
at TSU	28	4-13	.307	1-7	.143	0-0	.000	2-5	0	0	0	0	0	9
EKU	11	1-5	.200	1-3	.333	0-0	.000	1-1	1	1	0	0	0	3
at EIU	3	0-1	.000	0-1	.000	0-0	.000	0-0	1	0	0	0	0	0
TN Tech	6	0-2	.000	0-1	.000	0-0	.000	0-0	0	1	0	0	0	0
JSU	1	0-0	.000	0-0	.000	0-0	.000	0-0	1	0	0	0	0	0
Belmont	22	2-5	.400	1-3	.333	0-0	.000	2-3	1	3	2	0	1	5
TSU														
at SIUE														
at EIU														
at Morehead St.														
at UT Martin														
UT Martin														
SEMO														
at SEMO														
SIUE														
EIU														
at TN Tech														
at JSU														

CAREER BESTS

(Percentages based on minimum three attempts)

SCORING	20.....vs. McKendree (12/14/20)
FGM	8.....vs. McKendree (12/14/20)
FG%	.727.....(8-11) vs. McKendree (12/14/20)
3FGM	4.....vs. McKendree (12/14/20)
3FGA	6.....vs. Murray State (12/21/20)
FTM	3.....at Murray State (12/8/20)
FT%	.750.....(3-4) at Murray State (12/8/20)
REB	3.....at Tennessee State (12/30/20)
AST	5.....vs. Carver (12/4/20)
STL	2.....m.r. vs. Murray State (12/21/20)
BLK	N/A.....
MIN	28.....m.r. at Tennessee State (12/30/20)

† - school record ‡ - tied school record m.r. - most recently



CORBIN MERRITT

6-8 • 240 • R-Junior • Forward
Lloyd, Fla. (Oklahoma)

CAREER AUSTIN PEAY STATISTICS

Year	GP	GS	Min	Avg	FG	FGA	Pct	3G	3GA	Pct	FT	FTA	Pct	Off	Def	Tot	Avg	PF	FO	Ast	TO	Blk	Stl	Pts	Avg
2020-21	9	0	46	5.1	7	16	.438	0	2	.000	1	2	.500	7	8	15	1.7	5	0	2	5	2	0	15	1.7
TOTAL	9	0	46	5.1	7	16	.438	0	2	.000	1	2	.500	7	8	15	1.7	5	0	2	5	2	0	15	1.7

2020-21 HIGHLIGHTS AND NOTABLES

- Played in eight games at Oklahoma after transferring as the No. 3-ranked junior college center out of Daytona State.
- Battled for frontcourt minutes at Daytona State with Khadim Sy (Ole Miss) and Doudou Gueye (Louisiana).
- Tallied 14 minutes and his first bucket as a Gov against Carver; added seven rebounds and a pair of blocked shots.
- Tidy 10-minute effort at Tennessee State yielded four points and two boards.

2020-21 GAME-BY-GAME BREAKDOWN

Opponent	Min	FGM	Pct	3GM	Pct	FTM	Pct	Off-Tot	PF	A	TO	Blk	Stl	Pts
vs. Omaha	DNP													
vs. ETSU	2	0-0	.000	0-0	.000	0-0	.000	0-2	1	1	0	0	0	0
vs. ACU	2	0-1	.000	0-1	.000	0-0	.000	1-1	0	0	0	0	0	0
Carver	14	3-6	.500	0-0	.000	1-2	.500	3-7	0	1	1	2	0	7
at Murray St.	3	0-1	.000	0-1	.000	0-0	.000	0-0	0	0	0	0	0	0
McKendree	DNP													
Florida A&M	6	1-1	1.000	0-0	.000	0-0	.000	1-1	0	0	0	0	0	2
Murray St.	4	1-2	.500	0-0	.000	0-0	.000	1-1	2	0	2	0	0	2
at TSU	10	2-4	.500	0-0	.000	0-0	.000	0-2	2	0	2	0	0	4
EKU	4	0-1	.000	0-0	.000	0-0	.000	1-1	0	0	0	0	0	0
at EIU	1	0-0	.000	0-0	.000	0-0	.000	0-0	0	0	0	0	0	0
TN Tech	OUT													
JSU	OUT													
Belmont	OUT													
TSU														
at SIUE														
at ECU														
at Morehead St.														
at UT Martin														
UT Martin														
SEMO														
at SEMO														
SIUE														
EIU														
at TN Tech														
at JSU														

CAREER BESTS

(Percentages based on minimum three attempts)

SCORING	7.....vs. Carver (12/4/20)
FGM	3.....vs. Carver (12/4/20)
FG%	.500.....(3-6) vs. Carver (12/4/20)
3FGM	N/A.....
3FGA	1.....m.r. at Murray State (12/8/20)
FTM	1.....vs. Carver (12/4/20)
FT%	N/A.....
REB	7.....vs. Carver (12/4/20)
AST	1.....m.r. vs. Carver (12/4/20)
STL	N/A.....
BLK	2.....vs. Carver (12/4/20)
MIN	14.....vs. Carver (12/4/20)
† - school record ‡ - tied school record m.r. - most recently	



4

MERDY MONGOZI

6-10 • 235 • Junior • Center

Kinshasa, Congo (South Georgia Tech)

CAREER AUSTIN PEAY STATISTICS

Year	GP	GS	Min	Avg	FG	FGA	Pct	3G	3GA	Pct	FT	FTA	Pct	Off	Def	Tot	Avg	PF	FO	Ast	TO	Blk	Stl	Pts	Avg
2020-21	3	0	7	2.3	1	1	1.000	0	0	.000	2	2	1.000	1	2	3	1.0	4	0	0	1	0	0	4	1.3
TOTAL	3	0	7	2.3	1	1	1.000	0	0	.000	2	2	1.000	1	2	3	1.0	4	0	0	1	0	0	4	1.3

2020-21 HIGHLIGHTS AND NOTABLES

- Began career at NCCAA Carver Bible College before transferring to South Georgia Technical College last year.
- Blocked three shots against Wofford and five against Tennessee State during his year at Carver.
- Appeared in all three games at the #BeachBubble Gulf Coast Showcase.
- Lower-body injury will keep him out indefinitely.

2020-21 GAME-BY-GAME BREAKDOWN

Opponent	Min	FGM	Pct	3GM	Pct	FTM	Pct	Off-Tot	PF	A	TO	Blk	Stl	Pts
vs. Omaha	4	0-0	.000	0-0	.000	0-0	.000	0-2	0	0	1	0	0	0
vs. ETSU	2	1-1	1.000	0-0	.000	2-2	1.000	1-1	2	0	0	0	0	4
vs. ACU	1	0-0	.000	0-0	.000	0-0	.000	0-0	2	0	0	0	0	0
Carver	INJ													
at Murray St.	INJ													
McKendree	INJ													
Florida A&M	INJ													
Murray St.	INJ													
at TSU	INJ													
EKU	INJ													
at EIU	INJ													
TN Tech	INJ													
JSU	INJ													
Belmont	INJ													
TSU														
at SIUE														
at ECU														
at Morehead St.														
at UT Martin														
UT Martin														
SEMO														
at SEMO														
SIUE														
EIU														
at TN Tech														
at JSU														

CAREER BESTS

(Percentages based on minimum three attempts)

SCORING	4.....vs. ETSU (11/26/20)
FGM	1.....vs. ETSU (11/26/20)
FG%	N/A.....
3FGM	N/A.....
3FGA	N/A.....
FTM	2.....vs. ETSU (11/26/20)
FT%	N/A.....
REB	2.....vs. Omaha (11/25/20)
AST	N/A.....
STL	N/A.....
BLK	N/A.....
MIN	4.....vs. Omaha (11/25/20)
† - school record ‡ - tied school record m.r. - most recently	



CARLOS PAEZ

5-10 • 180 • Sophomore • Guard
Naguanagua, Venezuela (Sunrise Acad.)

CAREER AUSTIN PEAY STATISTICS

Year	GP	GS	Min	Avg	FG	FGA	Pct	3G	3GA	Pct	FT	FTA	Pct	Off	Def	Tot	Avg	PF	FO	Ast	TO	Blk	Stl	Pts	Avg
2019-20	33	19	813	24.6	59	157	.376	28	81	.346	67	76	.882	10	49	59	1.8	78	2	114	44	0	42	213	6.5
2020-21	14	12	431	30.8	39	88	.443	18	41	.439	20	26	.769	7	30	37	2.6	29	0	58	38	0	13	116	8.3
TOTAL	47	31	1244	26.5	98	245	.400	46	122	.377	87	102	.853	17	79	96	2.0	107	2	172	82	0	55	329	7.0

2020-21 HIGHLIGHTS AND NOTABLES

- 3.0-to-1 assist-to-turnover ratio in 19 starts as a freshman.
- Started all three games at the #BeachBubble Gulf Coast Showcase.
- Opened season with a career-high nine assists against Omaha.
- Tallied 10 points against Carver in a reserve role.
- Made it three straight games in double-digits with 11, including a pair of three-pointers, at Murray State.
- Returned to the starting lineup against McKendree and posted seven assists and four steals.
- Tallied a season-high 12 points and equaled his career best with six boards against Eastern Kentucky.
- Put together one of the best outings of his Austin Peay career with 20 points and six threes against Belmont.
- Averaging 11.2 points and 5.2 assists over his last five games.


2020-21 GAME-BY-GAME BREAKDOWN

Opponent	Min	FGM	Pct	3GM	Pct	FTM	Pct	Off-Tot	PF	A	TO	Blk	Stl	Pts
vs. Omaha	28	1-2 .500		0-0 .000		0-2 1.000		0-2	3	9	4	0	0	2
vs. ETSU	25	0-6 .000		0-3 .000		2-2 1.000		1-4	0	1	2	0	1	2
vs. ACU	28	3-6 .500		1-2 .500		3-4 .750		0-1	3	4	3	0	0	10
Carver	22	4-8 .500		0-2 .000		2-2 1.000		1-2	0	4	3	0	0	10
at Murray St.	30	3-6 .500		2-3 .667		3-4 .750		0-2	0	1	3	0	0	11
McKendree	35	2-4 .500		0-1 .000		0-0 .000		0-2	0	7	3	0	4	4
Florida A&M	32	3-6 .500		2-4 .500		1-2 .500		1-2	1	0	3	0	1	9
Murray St.	31	3-6 .500		0-1 .000		1-2 .500		0-4	2	3	2	0	1	7
at TSU	28	2-4 .500		1-2 .500		0-0 .000		0-2	4	3	2	0	0	5
EKU	36	3-9 .333		2-5 .400		4-4 1.000		1-6	3	4	3	0	1	12
at EIU	33	2-6 .333		1-3 .333		0-0 .000		1-4	2	6	2	0	0	5
TN Tech	31	4-8 .500		2-4 .500		0-0 .000		2-2	4	6	3	0	2	10
JSU	38	2-6 .333		1-2 .500		4-4 1.000		0-2	4	6	4	0	3	9
Belmont	34	7-11 .636		6-9 .667		0-0 .000		0-2	3	4	1	0	0	20
TSU														
at SIUE														
at ECU														
at Morehead St.														
at UT Martin														
UT Martin														
SEMO														
at SEMO														
SIUE														
EIU														
at TN Tech														
at JSU														

CAREER BESTS

(Percentages based on minimum three attempts)

SCORING	20.....vs. Belmont (1/28/21)
FGM	7.....vs. Belmont (1/28/21)
FG%	1.000.....(6-6) vs. North Florida (12/7/19)
3FGM	6.....vs. Belmont (1/28/21)
3FGA	9.....vs. Belmont (1/28/21)
FTM	11.....vs. South Carolina State (11/25/19)
FT%	1.000.....(6-6) m.r. vs. Murray State (2/13/20)
REB	6.....m.r. vs. Eastern Kentucky (1/2/21)
AST	9.....vs. Omaha (12/25/20)
STL	5.....vs. UT Martin (1/4/20)
BLK	N/A.....
MIN	38.....m.r. vs. Jacksonville State (1/23/21)
† - school record ‡ - tied school record m.r. - most recently	



MIKE PEAKE

6-8 • 220 • Sophomore • Forward
Chicago, Ill. (Georgia)

CAREER AUSTIN PEAY STATISTICS

Year	GP	GS	Min	Avg	FG	FGA	Pct	3G	3GA	Pct	FT	FTA	Pct	Off	Def	Tot	Avg	PF	FO	Ast	TO	Blk	Stl	Pts	Avg
2020-21	14	10	333	23.8	53	90	.589	7	17	.412	21	32	.656	20	46	66	4.7	34	1	14	16	10	9	134	9.6
TOTAL	14	10	333	23.8	53	90	.589	7	17	.412	21	32	.656	20	46	66	4.7	34	1	14	16	10	9	134	9.6

2020-21 HIGHLIGHTS AND NOTABLES

- Made 24 appearances as a freshman at Georgia, seeing nine minutes per night.
- Scored four points, snagged four rebounds and added a blocked shot in 10 minutes against the Govs on December 30, 2019 in Athens.
- Played on the Nike EYBL circuit with MoKan Elite, alongside current Govs Carlos Paez and Corbin Merritt.
- Blocked four shots against Omaha in his Austin Peay debut.
- Reached double figures for the first time as a Gov with 12 points against Abilene Christian.
- Efficient 14 points and eight boards in 18 minutes against Carver, hitting all six shots from the floor.
- Dropped a career-high 18 points to lead the Govs against Florida A&M; hit 8-of-9 at the line and added seven rebounds against the Rattlers.
- Back in the starting lineup with a 10-point showing at Tennessee State.
- Averaged 15.5 points and 6.5 rebounds during the Tennessee Tech/Jacksonville State homestand.
- Reached double figures in three straight games for the first time as a Gov after 13-point outing against Belmont.
- Hitting 65.1 percent from the floor over his last six outings, averaging 10.5 points over that span.

2020-21 GAME-BY-GAME BREAKDOWN

Opponent	Min	FGM	Pct	3GM	Pct	FTM	Pct	Off-Tot	PF	A	TO	Blk	Stl	Pts
vs. Omaha	21	2-5	.400	1-2	.500	2-2	1.000	2-5	4	0	0	4	1	7
vs. ETSU	30	3-10	.300	0-1	.000	3-4	.750	3-8	2	1	1	2	1	9
vs. ACU	25	5-8	.625	2-3	.667	0-0	.000	0-4	3	3	1	1	0	12
Carver	18	6-6	1.000	0-0	.000	2-2	1.000	1-8	2	1	0	0	2	14
at Murray St.	25	2-4	.500	0-2	.000	2-3	.667	2-4	2	0	1	0	0	6
McKendree	17	1-2	.500	0-0	.000	1-3	.333	0-2	2	2	2	0	0	3
Florida A&M	30	5-7	.714	0-0	.000	8-9	.889	2-7	2	1	2	1	1	18
Murray St.	25	1-5	.200	0-1	.000	0-0	.000	2-3	4	1	1	0	0	2
at TSU	22	4-7	.571	1-2	.500	1-2	.500	0-1	3	1	3	1	0	10
EKU	15	2-3	.667	0-0	.000	0-0	.000	1-5	3	0	1	1	0	4
at EIU	9	2-3	.667	0-0	.000	1-2	.500	1-2	1	1	1	0	1	5
TN Tech	37	6-9	.667	1-3	.333	1-3	.333	3-7	5	0	2	0	1	14
JSU	33	8-10	.800	1-1	1.000	0-2	.000	2-6	1	0	1	0	0	17
Belmont	26	6-11	.545	1-2	.500	0-0	.000	1-4	0	3	0	0	2	13
TSU														
at SIUE														
at ECU														
at Morehead St.														
at UT Martin														
UT Martin														
SEMO														
at SEMO														
SIUE														
EIU														
at TN Tech														
at JSU														

CAREER BESTS

(Percentages based on minimum three attempts)

SCORING	18.....vs. Florida A&M (12/15/20)
FGM	8.....vs. Jacksonville State (1/23/21)
FG%	1.000.....(6-6) vs. Carver (12/4/20)
3FGM	2.....vs. Abilene Christian (11/27/20)
3FGA	3.....m.r. vs. Tennessee Tech (1/21/21)
FTM	8.....vs. Florida A&M (12/15/20)
FT%	.889.....(8-9) vs. Florida A&M (12/15/20)
REB	8.....m.r. vs. Carver (12/4/20)
AST	3.....vs. Abilene Christian (11/27/20)
STL	2.....vs. Carver (12/4/20)
BLK	4.....vs. Omaha (11/25/20)
MIN	37.....vs. Tennessee Tech (1/21/21)
† - school record ‡ - tied school record m.r. - most recently	



DJ PEAVY

14

6-2 • 190 • R-Sophomore • Guard
Cibolo, Tex. (Collin College)

CAREER AUSTIN PEAY STATISTICS

Year	GP	GS	Min	Avg	FG	FGA	Pct	3G	3GA	Pct	FT	FTA	Pct	Off	Def	Tot	Avg	PF	FO	Ast	TO	Blk	Stl	Pts	Avg
2020-21	14	2	203	14.5	16	38	.421	4	9	.444	10	20	.500	9	6	15	1.1	34	0	25	23	0	8	46	3.3
TOTAL	14	2	203	14.5	16	38	.421	4	9	.444	10	20	.500	9	6	15	1.1	34	0	25	23	0	8	46	3.3

2020-21 HIGHLIGHTS AND NOTABLES

- Did not play last year at Collin College after transferring from Mercer at the end of 2019.
- Younger brother Micah is a freshman at Texas Tech.
- Saw quality minutes in his first action in over 18 months during his debut weekend as a Gov at the #BeachBubble Gulf Coast Showcase.
- Handed out four assists in 15 minutes against ETSU.
- First start as a Gov yielded eight points, team-high seven assists against Carver.
- 2.3-to-1 assist-to-turnover ratio through first six games as a Gov.
- Poured in a career-best 11 points against Murray State to reach double figures for the first time as a Gov.

2020-21 GAME-BY-GAME BREAKDOWN

Opponent	Min	FGM	Pct	3GM	Pct	FTM	Pct	Off-Tot	PF	A	TO	Blk	Stl	Pts
vs. Omaha	10	0-2 .000		0-1 .000		1-2 .500		0-0	3	1	0	0	2	1
vs. ETSU	15	1-3 .333		0-0 .000		0-3 .000		0-1	3	4	1	0	1	2
vs. ACU	11	1-3 .333		0-1 .000		1-2 .500		1-2	4	0	1	0	0	3
Carver	23	4-8 .500		0-1 .000		0-1 .000		0-0	1	7	3	0	1	8
at Murray St.	15	1-2 .500		0-0 .000		0-0 .000		1-1	2	0	2	0	0	2
McKendree	13	0-2 .000		0-0 .000		0-0 .000		0-0	4	4	0	0	0	0
Florida A&M	22	2-4 .500		1-2 .500		2-2 1.000		1-1	3	2	5	0	1	7
Murray St.	21	3-4 .750		1-1 1.000		4-6 .667		2-3	2	0	1	0	2	11
at TSU	19	0-2 .000		0-1 .000		1-3 .333		2-3	3	3	2	0	0	1
EKU	13	0-3 .000		0-0 .000		0-0 .000		0-1	3	2	2	0	0	0
at EIU	9	1-1 1.000		0-0 .000		1-1 1.000		0-1	1	0	2	0	0	3
TN Tech	13	1-1 1.000		0-0 .000		0-0 .000		1-1	3	1	1	0	0	2
JSU	9	1-1 1.000		1-1 1.000		0-0 .000		0-0	1	0	2	0	0	3
Belmont	10	1-2 .500		1-1 1.000		0-0 .000		1-1	1	1	1	0	0	3
TSU														
at SIUE														
at ECU														
at Morehead St.														
at UT Martin														
UT Martin														
SEMO														
at SEMO														
SIUE														
EIU														
at TN Tech														
at JSU														

CAREER BESTS

(Percentages based on minimum three attempts)

SCORING	8.....vs. Murray State (12/21/20)
FGM	4.....vs. Carver (12/4/20)
FG%	.750.....(3-4) vs. Murray State (12/21/20)
3FGM	1.....m.r. vs. Murray State (12/21/20)
3FGA	2.....vs. Florida A&M (12/15/20)
FTM	2.....vs. Murray State (12/21/20)
FT%	.667.....(4-6) vs. Murray State (12/21/20)
REB	3.....vs. Murray State (12/21/20)
AST	7.....vs. Carver (12/4/20)
STL	2.....m.r. vs. Murray State (12/21/20)
BLK	N/A.....
MIN	23.....vs. Carver (12/4/20)

† - school record ‡ - tied school record m.r. - most recently



TERRY TAYLOR

6-5 • 230 • Senior • Guard/Forward
Bowling Green, Ky. (Bowling Green HS)

CAREER AUSTIN PEAY STATISTICS

Year	GP	GS	Min	Avg	FG	FGA	Pct	3G	3GA	Pct	FT	FTA	Pct	Off	Def	Tot	Avg	PF	FO	Asst	TO	Blk	Stl	Pts	Avg
2017-18	34	34	1070	31.5	196	362	.541	38	88	.432	100	137	.730	133	158	291	8.6	85	3	25	61	34	20	530	15.6
2018-19	33	33	1092	33.1	258	486	.531	50	147	.340	109	147	.741	111	183	294	8.9	66	2	57	64	30	35	675	20.5
2019-20	33	33	1206	36.5	285	518	.550	41	128	.320	107	164	.652	132	230	362	11.0	63	1	46	78	44	43	718	21.8
2020-21	14	14	518	37.0	123	226	.544	14	45	.311	39	49	.796	67	86	153	10.9	23	0	23	26	8	11	299	21.4
TOTAL	114	114	3886	34.1	862	1592	.541	143	408	.350	355	497	.714	443	657	1100	9.6	237	6	151	229	116	109	2222	19.5

2020-21 HIGHLIGHTS AND NOTABLES

- 2020 Ohio Valley Conference Player of the Year in vote of the league's coaches and communication directors.
- Back-to-back Preseason OVC Preseason Player of the Year.
- Named to the Jerry West Award Preseason Watch List, and made the cut for the mid-year honor as well.
- Named to the Lou Henson Award Preseason Watch List and made the cut for the mid-year honor as well.
- Named to the Lute Olson Award Preseason Watch List, and made the cut for the mid-year honor as well.
- Nation's active leader in total rebounds, rebounds per game, total field goals and double-doubles.
- Opened senior season with three straight 20-10 efforts, earning All-Tournament honors at the #Beach-Bubble Gulf Coast Showcase and OVC Player of the Week honors.
- In addition to the go-ahead bucket with 5.1 seconds left, put up 25 points and 16 rebounds, including 10 on the offensive glass, against ETSU.
- Reached hallowed 2000-point mark during a 10-point, 10-board showing against Carver—third Gov and 19th player in OVC history with 2000+ points.
- Became the fifth player in OVC history with 2,000 points and 1,000 rebounds with his fifth board in the first Murray State contest.
- Season's first 30-point effort came with 31 against McKendree.
- In front of a national TV audience, poured in 30 points and grabbed 13 rebounds to avenge an earlier loss to Murray State, taking over second all-time in scoring at Austin Peay.
- At Eastern Illinois, responsible for 38 points and 17 rebounds—both season highs in the OVC this season—and banked in the game-winning three for good measure to earn his record-tying 15th OVC Player of the Week honor.
- Averaging 26.0 points and 11.3 rebounds over the last four games, hitting 51.2 percent from the floor and chipping in 2.5 assists.

2020-21 GAME-BY-GAME BREAKDOWN

Opponent	Min	FGM	Pct	3GM	Pct	FTM	Pct	Off-Tot	PF	A	TO	Blk	Stl	Pts
vs. Omaha	36	9-17	.529	1-3	.333	2-4	.500	4-12	2	1	4	1	1	21
vs. ETSU	40	11-17	.647	0-0	.000	3-3	1.000	10-16	2	0	2	0	2	25
vs. ACU	36	10-15	.667	1-3	.333	1-1	1.000	4-10	3	2	6	0	0	22
Carver	27	5-7	.714	0-1	.000	0-0	.000	3-10	1	3	2	1	1	10
at Murray St.	35	8-14	.571	0-2	.000	0-0	.000	4-11	1	1	0	0	0	16
McKendree	38	12-19	.632	2-5	.400	5-5	1.000	2-8	1	0	2	0	1	31
Florida A&M	36	5-14	.357	0-4	.000	3-3	1.000	4-8	1	0	1	0	3	13
Murray St.	40	11-20	.550	2-5	.400	6-7	.857	6-13	1	3	1	1	0	30
at TSU	37	4-7	.571	0-1	.000	3-5	.600	3-12	3	1	1	1	1	11
EKU	38	6-14	.429	0-3	.000	4-4	1.000	4-8	1	2	2	1	0	16
at EIU	39	16-31	.516	3-5	.600	3-4	.750	9-17	2	2	2	0	1	38
TN Tech	38	11-21	.524	1-3	.333	1-2	.500	6-10	3	4	1	1	0	24
JSU	40	6-11	.545	3-6	.500	4-4	1.000	4-6	0	2	1	1	0	19
Belmont	38	9-19	.474	1-4	.250	4-7	.571	4-12	2	2	1	1	1	23
TSU														
at SIUE														
at ECU														
at Morehead St.														
at UT Martin														
UT Martin														
SEMO														
at SEMO														
SIUE														
EIU														
at TN Tech														
at JSU														

CAREER BESTS

(Percentages based on minimum three attempts)

SCORING	42.....at Morehead State (2/16/19)
FGM	16.....at Eastern Illinois (1/9/21)
FG%	.818.....(9-11) vs. Morehead State (1/27/18)
3FGM	6.....vs. Tennessee State (1/23/20)
3FGA	9.....at Morehead State (2/16/19)
FTM	11.....m.r. vs. Morehead State (3/7/19)
FT%	1.000.....(5-5) m.r. vs. McKendree (12/14/20)
REB	23.....at Belmont (2/8/20)
AST	9.....vs. SIUE (1/30/20)
STL	3.....m.r. vs. Florida A&M (12/15/20)
BLK	4.....m.r. vs. Eastern Kentucky (2/15/20)
MIN	45.....at Eastern Illinois (2/22/20)
† - school record ‡ - tied school record m.r. - most recently	



ELTON WALKER

6-4 • 200 • Junior • Forward
Miami, Fla. (Miami-Dade College)

CAREER AUSTIN PEAY STATISTICS

Year	GP	GS	Min	Avg	FG	FGA	Pct	3G	3GA	Pct	FT	FTA	Pct	Off	Def	Tot	Avg	PF	FO	Ast	TO	Blk	Stl	Pts	Avg
2020-21	13	6	216	16.6	24	44	.545	1	7	.143	7	19	.368	14	22	36	2.8	18	0	7	21	4	10	56	4.3
TOTAL	13	6	216	16.6	24	44	.545	1	7	.143	7	19	.368	14	22	36	2.8	18	0	7	21	4	10	56	4.3

2020-21 HIGHLIGHTS AND NOTABLES

- Averaged 12.2 points at Miami-Dade a year ago.
- Ranked 71st in offensive rebounding in the NJCAA as a freshman.
- Provided great energy off the bench in his debut weekend as a Gov at the #BeachBubble Gulf Coast Showcase.
- Turned in career-high 13 points, five rebounds and four steals in first start as a Gov against Carver.
- Hit four of five shots from the floor and added a career-high tying five rebounds against McKendree.
- Sparkplug off the bench saw him pour in 13 points on 6-of-7 shooting against Eastern Kentucky.

2020-21 GAME-BY-GAME BREAKDOWN

Opponent	Min	FGM	Pct	3GM	Pct	FTM	Pct	Off-Tot	PF	A	TO	Blk	Stl	Pts
vs. Omaha	19	1-4	.250	0-2	.000	0-0	.000	1-4	1	1	2	0	1	2
vs. ETSU	3	1-1	1.000	0-0	.000	1-1	1.000	0-0	3	0	2	0	0	3
vs. ACU	16	1-1	1.000	0-0	.000	0-0	.000	1-3	2	0	3	0	0	2
Carver	22	6-8	.750	1-1	1.000	0-2	.000	1-5	3	1	0	2	4	13
at Murray St.	20	1-5	.200	0-1	.000	0-0	.000	1-1	0	0	2	0	0	2
McKendree	25	4-5	.800	0-1	.000	0-1	.000	3-5	2	1	2	0	1	8
Florida A&M	9	0-1	.000	0-0	.000	1-2	.500	0-1	0	1	0	0	0	1
Murray St.	17	1-2	.500	0-0	.000	1-2	.500	1-2	0	0	2	0	1	3
at TSU	9	1-2	.500	0-0	.000	0-2	.000	0-2	0	0	2	0	0	2
EKU	23	6-7	.857	0-1	.000	1-2	.500	3-5	4	3	2	0	0	13
at EIU	30	1-4	.250	0-1	.000	3-5	.600	2-6	2	0	3	1	2	5
TN Tech	OUT													
JSU	7	0-0	.000	0-0	.000	0-0	.000	0-0	1	0	1	0	0	0
Belmont	16	1-4	.250	0-0	.000	0-2	.000	1-2	0	0	0	1	1	2
TSU														
at SIUE														
at ECU														
at Morehead St.														
at UT Martin														
UT Martin														
SEMO														
at SEMO														
SIUE														
EIU														
at TN Tech														
at JSU														

CAREER BESTS

(Percentages based on minimum three attempts)

SCORING	13.....m.r. vs. Eastern Kentucky (1/2/21)
FGM	6.....m.r. vs. Eastern Kentucky (1/2/21)
FG%	.857.....(6-7) vs. Eastern Kentucky (1/2/21)
3FGM	1.....vs. Carver (12/4/20)
3FGA	2.....vs. Omaha (11/25/20)
FTM	3.....at Eastern Illinois (1/9/21)
FT%	.600.....(3-5) at Eastern Illinois (1/9/21)
REB	6.....at Eastern Illinois (1/9/21)
AST	3.....vs. Eastern Kentucky (1/2/21)
STL	4.....vs. Carver (12/4/20)
BLK	2.....vs. Carver (12/4/20)
MIN	30.....at Eastern Illinois (1/9/21)
† - school record ‡ - tied school record m.r. - most recently	



ALEC WOODARD

6-2 • 200 • Sophomore • Guard

Rutledge, Ga. (Morgan County HS)

CAREER AUSTIN PEAY STATISTICS

Year	GP	GS	Min	Avg	FG	FGA	Pct	3G	3GA	Pct	FT	FTA	Pct	Off	Def	Tot	Avg	PF	FO	Ast	TO	Blk	Stl	Pts	Avg
2019-20	31	4	510	16.5	40	90	.444	27	67	.403	25	30	.833	15	48	63	2.0	63	0	25	17	6	17	132	4.3
2020-21	14	7	252	18.0	20	67	.299	10	45	.222	14	17	.824	11	18	29	2.1	43	2	18	13	1	15	64	4.6
TOTAL	45	11	762	16.9	60	157	.382	37	112	.330	39	47	.830	26	66	92	2.0	106	2	43	30	7	32	196	4.4

2020-21 HIGHLIGHTS AND NOTABLES

- Made four starts as a freshman, including both OVC Tournament contests in Evansville.
- After starting his career 4-for-25 from deep, hit 23 of his last 42 attempts from beyond the arc over the last 20 games.
- Started all three games for the Gobs at the #Beach-Bubble Gulf Coast Showcase.
- First reserve role of 2020-21 saw him drop 12 points against Carver.
- Led the Gobs in scoring for the first time in his career with 17 points against Eastern Kentucky, including 8-of-9 from the free-throw line.
- Rewarded for his ECU outing with a start at Eastern Illinois, his first since the Florida trip.
- Handed out a career-best five assists against Jacksonville State.

2020-21 GAME-BY-GAME BREAKDOWN

Opponent	Min	FGM	Pct	3GM	Pct	FTM	Pct	Off-Tot	PF	A	TO	Blk	Stl	Pts
vs. Omaha	9	1-4	.250	1-3	.333	0-0	.000	0-2	2	1	0	0	1	3
vs. ETSU	11	0-3	.000	0-1	.000	0-0	.000	2-2	4	0	1	0	0	0
vs. ACU	10	0-1	.000	0-1	.000	0-0	.000	0-0	2	1	0	0	1	0
Carver	19	3-7	.429	3-7	.429	3-4	.750	2-3	3	1	1	1	2	12
at Murray St.	12	0-1	.000	0-1	.000	0-0	.000	0-0	5	0	1	0	2	0
McKendree	14	1-5	.200	1-3	.333	0-0	.000	1-2	0	1	2	0	1	3
Florida A&M	25	2-8	.250	1-6	.167	0-0	.000	0-1	2	3	2	0	2	5
Murray St.	12	0-3	.000	0-2	.000	1-2	.500	2-2	4	1	0	0	1	1
at TSU	13	2-5	.400	0-3	.000	2-2	1.000	1-4	2	0	0	0	0	6
EKU	24	4-10	.400	1-4	.250	8-9	.889	1-3	4	1	2	0	2	17
at EIU	22	1-3	.333	1-2	.500	0-0	.000	0-1	2	0	3	0	1	3
TN Tech	36	4-9	.444	2-6	.333	0-0	.000	0-4	4	2	0	0	1	10
JSU	34	2-8	.250	0-6	.000	0-0	.000	2-5	5	5	1	0	1	4
Belmont	11	0-0	.000	0-0	.000	0-0	.000	0-0	4	2	0	0	0	0
TSU														
at SIUE														
at ECU														
at Morehead St.														
at UT Martin														
UT Martin														
SEMO														
at SEMO														
SIUE														
EIU														
at TN Tech														
at JSU														

CAREER BESTS

(Percentages based on minimum three attempts)

SCORING	17.....vs. Eastern Kentucky (1/2/21)
FGM	4.....m.r. vs. Tennessee Tech (1/21/21)
FG%	1.000.....(3-3) m.r. vs. SIUE (1/30/20)
3FGM	3.....m.r. vs. Carver (12/4/20)
3FGA	7.....vs. Carver (12/4/20)
FTM	8.....vs. Eastern Kentucky (1/2/21)
FT%	1.000.....(4-4) vs. Belmont (1/25/20)
REB	5.....m.r. vs. Southeast Missouri (1/2/20)
AST	5.....vs. Jacksonville State (1/23/21)
STL	3.....at Jacksonville State (1/11/20)
BLK	2.....at Tennessee State (2/6/20)
MIN	36.....vs. Tennessee Tech (1/21/21)

† - school record ‡ - tied school record m.r. - most recently