

TENNESSEE STATE MEN'S BASKETBALL

GAME NOTES



2020-2021 SCHEDULE ▶▶

Overall: 1-3 | OVC: 0-2 | Home: 1-1 | Away: 0-2 | Neutral: 0-0

NOV 26		vs Coppin State	Canceled
NOV 27		at Marshall	Canceled
DEC 2		BELMONT ESPN+	Postponed
DEC 8		at Belmont ESPN+	L, 79-64
DEC 12		at IUPUI ESPN3	L, 69-66
DEC 18		BELMONT ESPN+	L, 88-63
DEC 19		CROWLEY'S RIDGE ESPN+	W, 90-68
DEC 22		CHATTANOOGA ESPN+	2 p.m.
DEC 30		AUSTIN PEAY ESPN+	8 p.m.
JAN 2		at Southeast Missouri* ESPN+	5 p.m.
JAN 7		UT MARTIN* ESPN+	8 p.m.
JAN 9		SOUTHEAST MISSOURI* ESPN+	4 p.m.
JAN 14		at Jacksonville State* ESPN+	7:30 p.m.
JAN 16		at Tennessee Tech* ESPN+	8 p.m.
JAN 21		SIU-EDWARDSVILLE* ESPN+	8 p.m.
JAN 23		EASTERN ILLINOIS* ESPN+	4 p.m.
JAN 28		at Murray State* ESPN+	7:30 p.m.
JAN 30		at Austin Peay* ESPN+	4 p.m.
FEB 4		at SIU-Edwardsville* ESPN+	4 p.m.
FEB 6		at Eastern Illinois* ESPN+	4 p.m.
FEB 11		MOREHEAD STATE* ESPN+	8 p.m.
FEB 13		EASTERN KENTUCKY* ESPN+	4 p.m.
FEB 18		TENNESSEE TECH* ESPN+	8 p.m.
FEB 20		JACKSONVILLE STATE* ESPN+	4 p.m.
FEB 25		at Morehead State* ESPN+	6 p.m.
FEB 27		at Eastern Kentucky* ESPN+	6 p.m.
MAR 4-7		Ohio Valley Conference Tournament ^ ESPN+ / ESPNU / ESPN2	

THE MATCHUP ▶▶



TENNESSEE STATE TIGERS

VERSUS

CHATTANOOGA MOCS

1-3, 0-2 OVC

RECORD

8-0

Brian "Penny" Collins (3rd Season, Belmont '06)

HEAD COACH

Lamont Paris (Wooster, '96), 4th season

GAME DETAILS ▶▶

THE BASICS: Dec. 22, 2020 ▶ Nashville, Tenn. ▶ Gentry Center ▶ 2:00 p.m.

VIDEO: ESPN+ ▶ Alex Gould (play by play) and CJ Eke (color) on the call

LISTEN: Big Blue Sports Network ▶ Greg Pogue (play by play) and Will Brown (color) on the call

LIVE STATS: StatBroadcast

AT A GLANCE ▶▶

▶ The Tennessee State University men's basketball team hosts undefeated Chattanooga at home, Tuesday, Dec. 22 with 2 p.m. tip on ESPN+ and Big Blue Sports Network.

▶ This will be the third game the Tigers play in just five days - all at home in the Gentry Center. Game one versus OVC rival Belmont occurred on Friday, Dec. 18. The team had a quick 25 hour turnaround to play Crowley's Ridge Saturday, Dec. 19. Big Blue has had just a 48 hour break before taking on another powerhouse in UTC.

▶ After garnering a 1-1 record in 25 hours with a 88-63 loss to Belmont and a 90-68 win over Crowley's Ridge, the Tigers are 1-3 and ranked 11th in the OVC.

OVC LEADERS

▶ TSU is ranked third in the OVC in offensive rebounds (11.8 pg) and second in steals (8.3 spg).

▶ Mark Freeman is fifth in the league in scoring, averaging 17 ppg, second in free throw percentage (.895 (17-of-19)), fourth in steals (2.3)

▶ Josh Linder averages 61.9 percent from the floor ranking fifth (13-of-21).

▶ Averaging 3.5 offensive rebounds per game, Shakem Johnson ranks second in the league, 32nd in the nation.

A WIN WOULD

▶ Mark TSU's 81st win over the last six years and Coach Collins' 29th win as a head coach.

TENNESSEE STATE PROBABLE STARTERS (2019-20 STATS) ▶▶



MARK FREEMAN #0
5-10 | 160 | So. | G
Memphis, Tenn.

PPG	17.0
RPG	3.3
APG	3.0
MINS	31.3



MONTY JOHAL #10
6-3 | 185 | R-So. | G
Springfield, Mo.

PPG	6.3
RPG	3.3
APG	1.75
MINS	24.3



SHAKWON BARRETT #11
6-10 | 200 | Jr. | G
Toronto, Ontario.

PPG	8.0
RPG	4.5
APG	2.5
MINS	27.0



SHAKEM JOHNSON #4
6-7 | 210 | Sr. | C
Youngstown, Ohio

PPG	8.0
RPG	7.0
APG	1.5
MINS	24.5



JOSH LINDER #22
6-8 | 210 | Sr. | C
Kathleen, Ga.

PPG	7.3
RPG	4.8
APG	0.8
MINS	17.0

CONNECT WITH TSU ATHLETICS ▶▶

MBB Contact: Ashley Fontenot
Email: afonteno@tnstate.edu
Cell: (615)586-8012



@TSU_Tigers
@TSUTigersMBB



@TSUTigers
@TSUTigersMBB

#BigBlueRising

2020-21 NUMERICAL ROSTER ▶▶

#	NAME	POS.	HT.	WT.	CL.	HOMETOWN (PREVIOUS SCHOOL)
0	Mark Freeman	G	5-10	160	So.	Memphis, Tenn. (The Skill Factory/Southwind HS)
1	Marcus Fitzgerald Jr.	G	6-2	175	Fr.	Nashville, Tenn. (Pearl-Cohn HS)
2	Carlos Marshall Jr.	G	6-6	210	R-Jr.	Memphis, Tenn. (Southwest Tennessee CC)
3	Amorey Womack	G	6-1	185	R-Fr.	St. Louis, Mo. (Webster Groves HS)
4	Shakem Johnson	F	6-7	210	Sr.	Youngstown, Ohio (Navarro College)
10	Monty Johal	G	6-3	185	R-Fr.	Springfield, Mo. (Glendale HS)
11	Shakwon Barrett	G	6-5	180	Jr.	Toronto, Ontario (Northwest Florida State)
12	Evan Joyner	F	6-8	180	Fr.	Greensboro, NC (Piedmont Classical HS)
13	Mason Green	F	6-10	220	R-Jr.	Ellenwood, Ga. (Georgia Highlands)
15	Devonte Lanier	F	6-7	213	Jr.	Huntsville, Ala. (Lawson State CC)
20	Donnie Malone	G	6-2	185	Sr.	Memphis, Tenn. (Southwest Tennessee CC)
22	Josh Linder	F	6-8	210	Jr.	Kathleen, Ga. (Georgia State)
23	Ravel Moody	G	6-6	200	Sr.	Denver, Co. (Northeastern Oklahoma)
24	Yusuf Mohamed	F	6-10	200	Jr.	Seattle, Wash. (North Idaho)
34	Samone Nelson Jr.	G	6-5	200	Sr.	Memphis, Tenn. (Central HS)

2020-21 ALPHABETICAL ROSTER ▶▶

#	NAME	POS.	HT.	WT.	CL.	HOMETOWN (PREVIOUS SCHOOL)
11	Shakwon Barrett	G	6-5	180	Jr.	Toronto, Ontario (Northwest Florida State)
1	Marcus Fitzgerald Jr.	G	6-2	175	Fr.	Nashville, Tenn. (Pearl-Cohn HS)
0	Mark Freeman	G	5-10	160	So.	Memphis, Tenn. (The Skill Factory/Southwind HS)
13	Mason Green	F	6-10	220	R-Jr.	Ellenwood, Ga. (Georgia Highlands)
10	Monty Johal	G	6-3	185	R-Fr.	Springfield, Mo. (Glendale HS)
4	Shakem Johnson	F	6-7	210	Sr.	Youngstown, Ohio (Navarro College)
12	Evan Joyner	F	6-8	180	Fr.	Greensboro, NC (Piedmont Classical HS)
15	Devonte Lanier	F	6-7	213	Jr.	Huntsville, Ala. (Lawson State CC)
22	Josh Linder	F	6-8	210	Jr.	Kathleen, Ga. (Georgia State)
20	Donnie Malone	G	6-2	185	Sr.	Memphis, Tenn. (Southwest Tennessee CC)
2	Carlos Marshall Jr.	G	6-6	210	R-Jr.	Memphis, Tenn. (Southwest Tennessee CC)
24	Yusuf Mohamed	F	6-10	200	Jr.	Seattle, Wash. (North Idaho)
23	Ravel Moody	G	6-6	200	Sr.	Denver, Co. (Northeastern Oklahoma)
34	Samone Nelson Jr.	G	6-5	200	Sr.	Memphis, Tenn. (Central HS)
3	Amorey Womack	G	6-1	185	R-Fr.	St. Louis, Mo. (Webster Groves HS)

2020-21 STAFF ▶▶**Head Coach:** Brian "Penny" Collins (Belmont, 2006), 3rd season**Assistant Coach:** Ben Walker (Creighton, 2001), 3rd season**Assistant Coach:** Jerry Nichols (Arkansas State, 2006), 3rd season**Assistant Coach:** Russ Willemsen (Lee [Tenn.], 2004) 3rd season**Director of Basketball Operations:** Josh Bone (Tennessee, 2011) 2nd season**Senior Advisor to the Head Coach:** Ricky Collins (UT Martin, 1978) 2nd Season

Senior Advisor to the Head Coach: Cy Alexander (Catawba College) 1st Season

Video Coordinator: Asa Duvall (Lipscomb, 2016) 2nd Season**2020-21 ROSTER BY CLASS ▶▶****SENIORS (4)**

#4	Shakem Johnson	Youngstown, Ohio
#20	Donnie Malone	Memphis, Tenn.
#22	Josh Linder	Kathleen, Ga.
#23	Ravel Moody	Denver, Colo.
#34	Samone Nelson Jr.	Memphis, Tenn.

JUNIORS (5)

#2	Carlos Marshall, Jr.	Memphis, Tenn.	#
#11	Shakwon Barrett	Toronto, Ontario	
#13	Mason Green	Ellenwood, Ga.	#
#15	Devonte Lanier	Huntsville, Ala.	
#24	Yusuf Mohamed	Seattle, Wa.	

SOPHOMORES (3)

#0	Mark Freeman	Memphis, Tenn.
#3	Amorey Womack	St. Louis, Mo.
#12	Monty Johal	Springfield, Mo.

FRESHMEN (2)

#1	Marcus Fitzgerald Jr.	Nashville, Tenn.
#12	Evan Joyner	Greensboro, NC

Has Already Utilized a redshirt

PRONUNCIATION GUIDE ▶▶

##	NAME	PRONUNCIATION
#3.....	Amorey Womack	uh-MOR-ee
#4.....	Shakem Johnson	shuh-kim
#10.....	Monty Johal	JOE-hall
#11.....	Shakwon Barrett	shuh-kwon bare-it
#15.....	Devonte Lanier.....	luh-neer
#22.....	Josh Linder	LYNN-der
#23.....	Ravel Moody	RUH-vel

INSIDE THE MATCHUP ▶▶**AT A GLANCE ▶▶**

- ▶ This marks the 35th matchup between the Tigers and the Mocs.
- ▶ Before last year's matchup, the last time the teams saw each other was in Dec. of 2003, in McKenzie Arena with the Mocs defeating the Tigers, 74-70.
- ▶ Chattanooga leads the all-time series 21-13, with Big Blue on a four-game losing streak.
- ▶ TSU is 8-5 when taking on UTC at home.

BY THE NUMBERS ▶▶

1-3, 0-2

RECORD

70.8

PPG

76.0

OPP. PPG

.420

FG %

.429

OPP. FG %

.237

3-PT %

.363

OPP. 3-PT %

.644

FT %

38.2

REBS/GAME

-2.2

REBS +/-

13.0

AST/GAME

17.3

TO/GAME

8.3

STL/GAME

3.0

BLK/GAME

8-0

PPG

65.2

OPP. PPG

.458

FG %

.457

3-PT %

.374

OPP. 3-PT %

.760

FT %

36.5

REBS/GAME

+3.0

REBS +/-

13.3

AST/GAME

12.8

TO/GAME

7.6

STL/GAME

1.3

BLK/GAME**ALL-TIME SERIES ▶▶**

VS

**TSU'S RECORD**

ALL-TIME SERIES	13-21
SINCE COLLINS BEGAN IN '18-19	0-1
SERIES STREAK	TSU 4L

RECENT MEETINGS

DATE	LOCATION	W/L	SCORE
12/5/94	H	W	86-75
12/21/96	A	L	67-49
12/01/03	H	L	93-86
12/22/03	A	L	74-70
11/9/19	A	L	59-57

TENNESSEE STATE NEWS AND NOTES ▶▶**LAST TIME OUT**

- ▶ Big Blue earned its first victory of the season Saturday evening at home over Crowley's Ridge College, 90-68.
- ▶ Four Tigers notched double-digit scoring on the way to a 90-point win, including center Josh Linder, who finished with 10 points, six rebounds. Alongside the Georgia State transfer was Nashville-native Marcus Fitzgerald, Jr. who led the team with 17 points, registering a career-high in his home city.
- ▶ Monty Johal 12, Marcus Fitzgerald Jr. 17 and Josh Linder 10 registered career highs.

LAST TIME OUT AGAINST THE MOCS

- ▶ After a 16-year hiatus, the Tigers and the Mocs met last season, two hours southeast of Nashville in Chattanooga.
- ▶ The Tigers created a 29-25 lead in the first half that the Mocs soon battled back from.
- ▶ In the final seconds of the night, Marshall was fouled while pulling up for a three-point bucket with one second left in the game. A miss and a three-point deficit led to a TSU timeout to craft a game plan.
- ▶ Marshall. At the line. First free throw – swish. Second free throw – bounced off the backboard in hopes of a Big Blue rebound and a layup to tie. The rebound was grabbed by Chatt and the game buzzer sounded, 59-57.
- ▶ The Tigers suffered its first loss of the season while the Mocs added its first win.

UNPRECEDENTED START

- ▶ In a normal season, the Tigers would take on a slate of nonconference opponents before entering OVC play. This season Big Blue's first opponents out of the gate were the league's reigning champs, Belmont.
- ▶ In fact, TSU played the Crosstown rival twice in 10 days, marking two of the first three games for the Tigers.
- ▶ Big Blue's season, like many across the country, had been delayed from its original Nov. 26 start date due to COVID protocols causing the team to miss two games against Coppin State and Marshall in Huntington, WV.

FROM THE SIX(TH)

- ▶ Tennessee State was picked to finish sixth by the Preseason Media Poll and conference poll of the head coaches and SIDs.
- ▶ Shakwon Barrett, junior guard, hails from Toronto, Ontario, serving as our first international player on the squad since Kamar McKnight in 2018, who was also from Toronto.

HBCU FAMILY

- ▶ Freshman Evan Joyner's father is Jay Joyner the 2018 MEAC Coach of the Year. Joyner coached the Aggies of NC A&T where he helped the team to its first 20-win season in 31 years.
- ▶ Senior Advisor to the Head Coach Cy Alexander served as the head coach at South Carolina State where he coaches the Bulldogs to a 276-200 record over a decade and a half. He then took the helm of the TSU Tigers from

2003-2009 before heading to NCA&T from 2012-2016.

MAY I ASSIST?

- ▶ Mark Freeman averaged 4.2 assists as a freshman for the Tigers. Returning as the full-time starting point guard, the Memphis native has continued to lead the floor, averaging a team-high 3.0 apg.
- ▶ Junior college transfer Shakwon Barrett led the team in assists in game one with four and continues to assist averaging 2.5 apg.

UNITY PLEDGE


- ▶ The three divisional Student-Athlete Advisory Committees and the Board of Governors Student-Athlete Engagement Committee collaborated to create a unity pledge and logo that is represented on Big Blue's jerseys.
- ▶ The logo includes three different colored hands holding one another's wrists inside a circle with "United As One" at the bottom. The pledge debuted in a video Oct. 23 on the social media pages of the national SAACs.
- ▶ "DESERVE TO WIN"
- ▶ TSU Head Coach Brian "Penny" Collins has dubbed "Deserve to Win" his phrase for the team.
- ▶ It is a philosophy that encompasses every aspect of the program from work in the weightroom to how the coaches and student-athletes interact with the community.
- ▶ The roster contains "well-rounded, high-character individuals, with high basketball IQs who lead by example on and off the court."

WHY PENNY?

- ▶ Head Coach Brian "Penny" Collins got his name as a kid. Collins, born in Memphis, moved to Nashville as a young pre-teen. In honor of his favorite college and NBA player, Penny Hardaway who played in his hometown, Collins would sport the Magic jersey while on the court. The name stuck.
- ▶ Collins claims both Memphis and Nashville as his hometown, as he was born in one, and raised in the other.

SWOOSH

- ▶ Tennessee State announced the switch to Nike summer of 2019 after sporting Adidas for many seasons.
- ▶ With the switch, TSU unveiled four new jerseys last season - a traditional white, blue as well as a black and throwback jersey featuring "The Big Blue" and striped shorts.
- ▶ Big Blue plans to unveil two additional uniforms throughout the 2020-21 season.
- ▶ Chandra Cheeseborough, current director of track and field at Tennessee State and olympic gold medalist was the first african american woman sponsored by Nike.

STAY LOCAL ▶▶

- ▶ Of the six individuals who make up the TSU coaching staff, five of them are either from the state of Tennessee or went to college in Tennessee.
- ▶ The roster contains four players from Tennessee - Mark Freeman (Memphis), Marcus Fitzgerald Jr. (Nashville) Carlos Marshall, Jr. (Memphis), Donnie Malone (Memphis) and Samone Nelson Jr. (Memphis).
- ▶ Evan Joyner, freshman from Greensboro, NC was born in Nashville.
- ▶ Three attended junior college in Tennessee at Southwest Tennessee Community College - Donnie Malone, Carlos Marshall, Jr.
- ▶ Carlos Marshall Jr. and Mark Freeman played together at Southwind High School in Memphis.

SIGNEES ▶▶

- ▶ Coach Collins signed Samuel Keita and Tajik Bartholomew to the 2021 class during the early signing period.
- ▶ Keita, a forward from London, averaged 5.5 points and 4.6 rebounds in just 17 games as a freshman at Casper College.
- ▶ Bartholomew out of Austin, Texas, is a 6-3 combo guard transferring in from Tohono O'odham where he averaged 14.4 points, 3.9 rebounds and 3.6 assists in 30 games.

OVC PRESEASON POLL ▶▶**COACHES/SIDS POLL ▶▶**

#	SCHOOL	POINTS
1.	Austin Peay(9)	226.
	Murray St. (10)	226
3.	Belmont	214
4.	Eastern Kentucky	173
5.	Eastern Illinois	153
6.	Tennessee State	139
7.	Jacksonville State	124
8.	Morehead St.	87
9.	Tennessee Tech	84
10.	UT Martin	80
11.	SIUE	48
12.	Southeast Missouri	30
(First Place Votes)		

MEDIA POLL ▶▶

#	SCHOOL	POINTS
1.	Austin Peay(6)	145
	Murray St. (6)	145
3.	Belmont (1)	127
4.	Eastern Kentucky	115
5.	Eastern Illinois	98
6.	Tennessee State	92
7.	Jacksonville State	80
8.	Tennessee Tech	56
9.	Morehead State	54
10.	UT Martin	46
11.	SIUE	29
12.	SEMO	17
(FIRST PLACE VOTES)		

WINS AMONG OVC SINCE '15-16 ▶▶

SCHOOL	'15-16	'16-17	'17-18	'18-19	'19-20	'20-21	6-YEAR
1. Belmont	20	23	23	21	24	7	117
2. Murray St.	17	16	24	21	22	4	104
3. Austin Peay	18	11	17	19	20	4	89
4. Jacksonville St.	8	20	20	19	13	5	85
5. TSU	20	17	15	9	18	1	80
T6. UT Martin	20	22	10	10	9	3	74
T6. Eastern Illinois	13	14	11	14	17	3	73
8. Morehead St.	23	14	8	10	13	4	72
9. Eastern Kentucky	15	12	11	11	15	6	69
10. Tennessee Tech	19	12	18	7	9	0	66
11. SEMO	5	15	14	8	7	2	51
12. SIUE	6	6	9	8	8	3	40

ABOUT TSU ▶▶

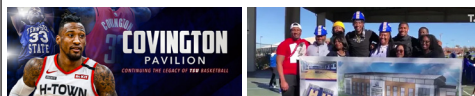
- ▶ TSU is one of two NCAA Division I HBCU that competes outside of the MEAC or SWAC (Hampton competes in the Big South)
- ▶ Of the four D-1 schools in Nashville (TSU, Belmont, Lipscomb and Vanderbilt), TSU is the only public university
- ▶ Notable alumni include
- Oprah Winfrey
- Anthony Mason (NBA)
- Dick Barnett (NBA)
- Dominique Rodgers-Comartie (NFL) - Oakland Raiders
- Ed "Too Tall" Jones (NFL)
- Anthony Levine (NFL) - Baltimore Ravens
- Richard Dent (NFL)
- Wilma Rudolph (Track)

OHIO VALLEY CONFERENCE STANDINGS ▶▶

SCHOOL	OVC	PCT.	CONF-STREAK	OVERALL	PCT.	HOME	AWAY	NEUTRAL	STREAK
Belmont	2-0	1.000	W2	7-1	0.875	2-1	2-0	3-0	W4
Jacksonville State	2-0	1.000	W2	5-2	0.714	1-0	1-2	3-0	W2
UT Martin	1-0	1.000	W1	3-1	0.750	2-1	1-0	0-0	L1
Murray State	1-0	1.000	W1	4-2	0.667	4-0	0-2	0-0	W1
SIUE	1-0	1.000	W1	3-4	0.429	0-1	2-2	1-1	W1
Eastern Kentucky	1-1	0.500	L1	6-2	0.750	3-0	1-2	2-0	W1
Morehead State	1-2	0.333	L1	4-6	0.400	4-1	0-4	0-1	L2
Eastern Illinois	0-0	0.000	---	3-4	0.429	2-0	1-4	0-0	W1
Austin Peay	0-1	0.000	L1	4-3	0.571	2-1	0-1	2-1	L1
Southeast Missouri	0-1	0.000	L1	2-4	0.333	1-2	0-2	1-0	L3
Tennessee State	0-2	0.000	L2	1-3	0.250	1-1	0-2	0-0	W1
Tennessee Tech	0-2	0.000	L2	0-8	0.000	0-2	0-6	0-0	L8

TSU IN THE NBA ▶▶

- ▶ TSU has had 14 former players compete in an NBA game
- ▶ Robert Covington was recently traded to Portland after a NBA playoff run with the Houston Rockets. Covington played two season with the Timberwolves after five-years in Philly and one with the Houston Rockets
- ▶ Covington earned '10 OVC All-Newcomer Team, '11&'12 All-OVC First Team and '13 All-OVC Second Team
- ▶ Tahjere McCall signed to the Hawks training camp roster after a successful summer season with the team.
- ▶ Notable former Tigers are Anthony Mason, Carlos Rogers, Dick "Skull" Barnett, Ted "Hound" McClain, Lloyd Neal & Leonard "Truck" Robinson

COVINGTON PAVILION ▶▶

- ▶ On Nov. 12, TSU basketball alumn and current Portland Trail Blazers forward Rob Covington announced the donation of a new practice facility to be used by men's and women's Basketball.
- ▶ The facility, located just steps away from the Gentry Center will feature two courts, locker rooms and offices for both programs.
- ▶ "I love my alma mater, I'm not donating a new practice facility for the recognition or because I NEED to – I am doing it because I truly WANT to. I know what the school didn't have when I was here as a student and I want future generations of kids to have the best resources available to them, to build their futures both on and off the court. I want them to step on this campus and feel like their dreams can come true here, because mine really did."

CONSECUTIVE GAMES WITH A 3 ▶▶

882

- ▶ TSU has made a three-pointer in ^^ consecutive games
- ▶ Last time TSU didn't make a 3 was Dec. 29, 1990 at Colorado, going 0-for-16 in a 124-86 loss.
- ▶ The streak dates back 26 years and is the longest active streak in the OVC.
- ▶ On the streak, TSU has shot 5,911-for-17,327 (34.1 percent) on three-pointers

TSU'S RECORD WHEN... ▶▶

VENUE	'20-21	Collins' Career
Overall	1-3	28-39
Home	1-1	18-11
Away	0-2	7-27
Neutral	0-0	3-1
HALFTIME	'20-21	Collins' Career
When TSU leads at halftime	1-0	22-4
When TSU trails at halftime	0-3	6-34
When TSU is tied at halftime	0-0	0-1
SCORING OFFENSE	'20-21	Collins' Career
When TSU scores 100+ points	0-0	2-0
When TSU scores 90-99 points	1-0	3-0
When TSU scores 80-89 points	0-0	7-3
When TSU scores 70-79 points	0-0	11-11
When TSU scores 60-69 points	0-3	5-19
When TSU scores 50-59 points	0-0	0-3
When TSU scores 40-49 points	0-0	0-3
When TSU scores 30-39 points	0-0	0-0
SCORING DEFENSE	'20-21	Collins' Career
When TSU allows 100+ points	0-0	0-1
When TSU allows 90-99 points	0-0	0-6
When TSU allows 80-89 points	0-1	2-13
When TSU allows 70-79 points	0-1	10-11
When TSU allows 60-69 points	1-1	11-5
When TSU allows 50-59 points	0-0	6-2
When TSU allows 40-49 points	0-0	1-0
When TSU allows 30-39 points	0-0	0-0
OVERTIME	'20-21	Collins' Career
One Overtime	0-0	2-0
Double Overtime	0-0	1-0
Triple Overtime	0-0	0-0
MONTH	'20-21	Collins' Career
November	0-0	7-7
December	1-3	5-10
January	0-0	8-10
February	0-0	7-10
March	0-0	1-1
REBOUNDS	'20-21	Collins' Career
When TSU leads in rebounds	1-1	22-15
When opponent leads in rebounds	0-2	5-22
When game ends tied in rebounds	0-0	1-2
ASSISTS	'19-20	Collins' Career
When TSU leads in assists	1-0	20-13
When opponent leads in assists	0-2	4-21
When game ends tied in assists	0-1	3-4

2020-21 TSU SINGLE-GAME SUPERLATIVES ▶▶**POINTS SCORED****Team:** 90 - vs Crowley's Ridge (12/19/20)**Individual:** 26- Mark Freeman- at Belmont (12/8/20)**FIELD GOALS MADE****Team:** 33 - vs Crowley's Ridge (12/19/20)**Individual:** 10 - Mark Freeman- at Belmont (12/8/20)**3-POINTERS MADE****Team:** 8 - vs Crowley's Ridge (12/19/20)**Individual:** 2 - Mark Freeman- at Belmont (12/8/20)**FREE THROWS MADE****Team:** 16 - vs Crowley's Ridge (12/19/20)**Individual:** 4 - Mark Freeman - at IUPUI (12/12/20)**FIELD GOAL PERCENTAGE****Team:** 50.0% (33-of-66) - vs Crowley's Ridge (12/19/20)**3-Point:** 27.6% (8-of-29)- vs Crowley's Ridge (12/19/20)**Free Throw:** 76.9% (10-of-13) - vs Belmont (12/18/20)**REBOUNDS****Team:** 47 - at IUPUI (12/12/20)**Individual:** 8 - Shakem Johnson- at IUPUI (12/12/20)**ASSISTS****Team:** 20 - vs Crowley's Ridge (12/19/20)**Individual:** 4 - Shakwon Barrett -at Belmont (12/8/20)**STEALS****Team:** 11 - vs Crowley's Ridge (12/19/20)**Individual:** 3 - Mark Freeman- at IUPUI (12/12/20)**BLOCKS****Team:** 4 - vs Belmont (12/18/20)**Individual:** 2 - Yusuf Mohamed - at IUPUI (12/12/20)**CLOSE CALLS VS. HIGH MAJORS ▶▶**

▶ Tennessee State has given a number of high major programs a scare in the last few seasons

12/29/15 - AT TENNESSEE - L, 74-69

▶ TSU held a 43-36 halftime lead

▶ The Tigers led for 28:19 of the 40 minutes

**12/10/16 - AT NC STATE - L, 67-55 (OT)**

▶ TSU led by eight with 15:13 left in the second half

▶ The Tigers led for 26:50 of the 45 minutes

**12/19/16 - AT #5/4 DUKE - L, 65-55**

▶ TSU led by five with 6:47 left in the first half

▶ TSU had a two-point lead with 14:15 left in the game

▶ Tigers held Duke to 28% shooting in the first half

**12/18/17 - AT RV/RV - TEXAS - L, 46-46**

▶ Texas scored a jumper with 9.2 seconds left for the win

▶ TSU held Texas to 35.3 percent shooting

**12/18/19 - AT INDIANA STATE - L, 78-72**

▶ TSU outscored ISU 23-13 in the final 8 minutes.

▶ TSU held Indiana State to 25 percent three-point shooting, when the team averaged 42.4 percent from the distance.

**PRESEASON AWARDS ▶▶**

▶ Carlos Marshall, Jr. the team's returning leading scorer was named to the Ohio Valley Conference's preseason All-Conference team.

▶ Due to a hip injury, Marshall will be out indefinitely.

**LINEUP RECORDS ▶▶**

# STARTERS	RECORD
1. Freeman, Johal, Barrett, Johnson, Linder	1-3

2020-21 TSU GAME-BY-GAME HIGHS ▶▶

Date	Opponent	Points	Rebounds	Assists	Outcome
12/8	at Belmont	Freeman (26)	Mohamed/Johnson (6)	Barrett (4)	L, 79-64
12/12	at IUPUI	Johnson (17)	Johnson (8)	Freeman/Johal (3)	L, 69-66
12/18	vs. Belmont	Barrett (17)	Johnson (5)	Johal (3)	L, 88-63
12/19	vs. Crowley's Ridge	Fitzgerald Jr. (17)	Johnson (9)	Freeman (5)	W, 90-68
12/22	vs. Chattanooga				

HOME GAMES CAPS AND BOLD**STARTERS ▶▶**

Date	Opponent	Guard	Guard	Guard	Guard/Forward	Forward	Outcome
12/8	at Belmont	Freeman	Johal	Barrett	Johnson	Linder	L, 79-64
12/12	at IUPUI	Freeman	Johal	Barrett	Johnson	Linder	L, 69-66
12/18	vs. Belmont	Freeman	Johal	Barrett	Johnson	Linder	L, 88-63
12/19	vs. Crowley's Ridge	Freeman	Johal	Barrett	Johnson	Linder	W, 90-68
12/22	vs. Chattanooga						

& OVC Tournament at the Ford Center - Evansville, Ind.

LEADS, DEFICITS, ETC. ▶▶

Date	Opponent	TSU's Largest Lead	TSU's Largest Deficit	Lead Changes	Score Tied	Rebounds TSU/OPP (+/-)	Paint PTS TSU/OPP (+/-)	2nd Chance PTS TSU/OPP (+/-)	Bench PTS TSU/OPP (+/-)	Outcome
12/8	at Belmont	None	22 (2nd- 6:05)	0	0	39/43 (-4)	34/20 (+14)	3/12 (-9)	16/14(+2)	L, 79-64
12/12	at IUPUI	6 (1st - 17:50)	10 (1st - 2:31)	7	5	47/40(+7)	46/20(+26)	10/8(+2)	22/22(-)	L, 69-66
12/18	vs Belmont	2 (1st - 14:34)	25 (2nd - 0:34)	2	3	24/42(-18)	30/42(-12)	6/18(-12)	18/49(-31)	L, 88-63
12/19	vs Crowley's Ridge	25 (2nd - 4:18)	6 (1st - 17:31)	2	3	43/37(+6)	48/30(+18)	24/16 (+8)	41/23 (+18)	W, 90-68

COACH COLLINS' SUCCESS IN YEAR TWO

▶ Head Coach Brian "Penny" Collins enters his third season at the helm of the Tigers after a season of record breaking crowds, tying the home-win record and topping the OVC in ESPN+ views.

REAPPEARANCE OF CY THE GREAT

▶ The Collins era continues with the addition of former TSU head coach Cy Alexander as a senior advisor.

▶ Alexander gave Collins his start in the coaching industry as a graduate assistant in 2007.

▶ He spent his time at three major HBCU programs with the following records:

▶ South Carolina State: 276-200 (5 NCAA Tourneys)

▶ Tennessee State: 73-108

▶ North Carolina A&T: 21-35 (1 NCAA Tourney)

VETERANS OF THE GAME

▶ Of the nine Tiger newcomers, four have Division I playing experience.

▶ #11 - Shakwon Barrett - Tulane

▶ #13 - Mason Green - Mercer

▶ #22 - Josh Linder - Georgia State

▶ #34 - Samone Nelson Jr. - Tennessee State (redshirt)

TURNING OVER A NEW LEAF

▶ After a season of avergaing 17. 4 turnovers per game, the Tigers have evened the tally ranking 59th in the nation in turnovers forced.

MEN'S BASKETBALL HISTORY (CONT. ON PAGE 6)

First Season1944-45
 National Championships (3) NAIA - 1957, 1958 & 1959
 20 Win Seasons.....22
 30 Win Seasons..... 3
 Undeafated Seasons (1) 1949

LAST TIME IT HAPPENED FOR TENNESSEE STATE ▶▶

TSU played a multi-overtime game.....vs. Morehead State, (2/7/19), W, 81-80

TSU won an overtime game.....at Tennessee Tech, (2/1/20), W, 72-67 (OT)

TSU lost an overtime game.....vs. Tennessee Tech (1/6/18), L, 87-81 (OT)

TSU scored 100+ points in a game.....vs. Alabama A&M (11/5/19), W, 106-66

TSU allowed 100+ points in a game.....at Murray State (1/26/19), L, 100-62

TSU scored 90-99 points in a game.....vs. Fisk (11/18/19), W, 99-65

TSU allowed 90-99 points in a game.....vs. Austin Peay (1/23/20), L, 99-74

TSU won a game on a neutral site.....vs. Morehead State (3/4/20), W, 74-67

TSU won by 20-29 pointsvs SMO, (2/2/19), W, 79-50

TSU won by 30 or more points.....vs. Fisk, (11/18/19), W, 99-65

TSU lost by 20 or more points.....at ECU, (2/20/20), L, 83-62

a TSU player had a double-double.....at ECU, (2/20/20), Shakem Johnson, 10 pts, 10r

two TSU players had double-doubles.....at Jacksonville State (1/30/20), Shakem Johnson 18p, 10r; Wesley Harris 14p, 11 r

three TSU players had double-doubles.....at Lipscomb (12/3/16), W. Martin -- 16 p, 12 r; J. Reed - 11 p, 14 r; T. McCall - 10 p, 11 r

two TSU players with 20-29 points.....vs. Tennessee Tech (1/6/18), Delano Spencer 20; Christian Mekowulu 20

two TSU players with 30+ points.....at Western Kentucky (12/01/18), Kamar McKnight 30; Donte Fitzpatrick-Dorsey 25

four TSU players scored 10 or more points.....vs Tennessee Tech, 2/15/20

.....M. Littlejohn (17), J. Washington (15), W. Harris (13), S. Johnson (11)

five TSU players scored 10 or more points.....at Tennessee Tech (2/1/20)

.....C. Marshall (15), E. Egbuta (15), J. Brown (11), J. Washington (11), W. Harris (10)

six TSU players scored 10 points or more.....vs. Fisk (11/18/19)

.....W. Harris (15), E. Egbuta (15), C. Marshall Jr (13), M. Littlejohn (13), J. Brown (11)

.....J. Washington (10)

multiple TSU players had 10 or more rebounds.....at Jacksonville State (1/30/20), C. Marshall 13, W. Harris 11, S. Johnson 10

a TSU player had 20-29 points..... Mark Freeman (12/8/20) at Belmont, 26

a TSU player had 30 or more points.....at Western Kentucky (12/01/18), Kamar McKnight 30

a TSU player had back-to-back 30+ point games.....Keron DeShields, at Belmont (1/24/16), 33; at Tennessee Tech (1/28/16), 37

a TSU player had back-to-back 40+ point games.....Anthony Mason, at Eastern Kentucky (1/23/88), 44; at Morehead State (1/25/88), 43

a TSU player at 20 or more rebounds.....at Loyola (MD) (11/13/15), Wayne Martin, 21

a TSU player had 20+ points and 20 + rebounds.....at Loyola (MD) (11/13/15), Wayne Martin, 27 p, 21 r

a TSU player had 10 or more assists.....Tahjere McCall, at SIUE (1/25/17), 12

TSU won an OVC Playoff Game.....Morehead St. (3/4/20), W, 74-67

TSU lost an OVC Playoff Game.....Eastern Kentucky (3/5/20), L, 58-48

a TSU player won OVC Player of the Week.....Christian Mekowulu (12/4/17)

a TSU player won OVC Newcomer of the Week.....Shakem Johnson (12/23/19)

a TSU player won OVC Freshman of the Week.....Armani Chaney (2/15/16) - Co-Freshman of the Week

Beat a Team Ranked in the AP Top 25.....2/9/12 - at #9 Murray State, W, 72-68

Lost to a Team Ranked in the AP Top 25.....11/21/19 - at #12 Texas Tech, 75-57

Received Votes in the AP Top 25.....11/28/16 - 2 votes

POSTSEASON HISTORY ▶▶

NCAA Division I Tournament Appearances: 2

▶ '93, '94

NCAA Division I Tournament Record

▶ 0-2

NCAA Division II Tournament Appearances: 8

▶ '63, '67, '70, '71, '72, '73, '74, '75

NCAA Division II Tournament Record

▶ 19-9

NAIA National Championships: 3

▶ '57, '58, '59

NAIA Tournament Appearances: 7

▶ '53, '54, '56, '57, '58, '59, '60

OVC Regular Season Championships: 2

▶ '93, '95

OVC Tournament Championships: 2

▶ '93, '94

OVC Tournament Appearances: 29

▶ '88, '89, '90, '91, '92, '93, '94, '95, '96, '97, '98, '99, '00, '01, '02, '04, '05, '06, '07, '08, '09, '10, '11, '12, '13, '16, '17, '18, '20

OVC Tournament Record

▶ 13-27

CollegeInsider.com Postseason Tournament Appearances: 4

▶ '12, '13, '16, '20*

*Was canceled due to COVID-10



► 3rd SEASON AS TSU'S HEAD COACH ► ALMA MATER: BELMONT '06

“It means the world to me to be the Head Coach at TSU. Once I decided to get into the business, my eyes were always set on this job. To have the opportunity to not only unite an institution, but also a city where I grew up in, is priceless. This is truly a dream come true that I will not take for granted. ► **BRIAN ‘PENNY’ COLLINS**

 Tennessee State Graduate Assistant 2007 - 08	 Tennessee State Director of Ops. 2008 - 09	 Cumberland Assistant Coach 2009 - 12	 Columbia State Head Coach 2012 - 2015	 ETSU Assistant Coach 2015 - 17	 Illinois State Assistant Coach 2017 - 18	 Tennessee State Head Coach 2018-present	PATH TO TSU
--	--	--	---	--	---	---	------------------------

► AT A GLANCE

- HOMETOWN** ► Nashville, Tenn.
- FAMILY** ► Wife: Lakeya Collins; Son: History Collins
- EDUCATION** ► Tennessee State University, 2009 (Master's Degree)
 ► Belmont University, 2006 (Bachelor's Degree)
 ► Whites Creek High School, 2002

► BRIAN ‘PENNY’ COLLINS BY THE NUMBERS

2	NCAA TOURNAMENT APPEARANCES 1 - As a Player at Belmont (2006) 1 - As an Assistant Coach at East Tennessee State (2017)
2007-09	PREVIOUS TENURE AT TSU 2007-08 - Graduate Assistant 2008-09 - Director of Operations
18th	YEAR IN COLLEGE BASKETBALL 4 - As a Player at Belmont 14th - In various roles at various universities
27-36	COMBINED RECORD AT THE HELM OF THE TIGERS 9-21 in first season at the helm of TSU 51-20 in two seasons as an assistant at ETSU 18-15 in one season as an assistant at Illinois State
8	ALL-CONFERENCE PLAYERS IN LAST 3 SEASONS 2 - At Tennessee State 2 - At Illinois State 4 - At East Tennessee State
5	STRAIGHT CONFERENCE TITLE GAME APPEARANCES 1 Appearance at Illinois State // 2 Appearances at ETSU 2 Appearances at Columbia State
1,199	CAREER POINTS AS A GUARD AT BELMONT Ranks in top 15 in school history for the team's NCAA era Also had 435 assists (5th most in Belmont's NCAA era)

► AS A COACH

- Officially introduced at a press conference on March 26, 2018
- Tied the win record at Gentry in 2019-20 with 11
- Won first OVC Tournament game since 2016 in year two, finished season 18-15
- 18th head coach in program history
- Second stint at TSU - worked under Cy Alexander (2007-09)
- Graduate Assistant - 2007-08 season
- Director of Basketball Operations - 2008-09
- One season (2017-18) as an Assistant Coach for Dan Muller at Illinois State
- Team went 18-15 and made Missouri Valley Conference Championship Game
- Two seasons (2015-17) as an Assistant Coach at East Tennessee State under Steve Forbes
- Buccaneers went 51-20 during his two seasons (2015-17)
- ETSU won the 2017 Southern Conference Tournament
- 13 seed in the 2017 NCAA Tournament
- Three seasons (2012-15) as Head Coach at Columbia State (JUCO) in Columbia, Tenn.
- Back-to-back NJCAA National Tournament appearances
- 2014 Elite Eight
- 2015 Sweet 16
- 2014 Tennessee Community College Athletic Association Coach of the Year
- 2015 NJCAA District 7 Coach of the Year after winning the Region 7 Championship
- Three seasons (2009-12) as an Assistant Coach at Cumberland (NAIA) in Lebanon, Tenn.
- Worked for Lonnie Thompson

► AS A PLAYER

- Played high school basketball at nearby Whites Creek
- Starred at Belmont for Rick Byrd
- Served as a co-captain for the Bruins in their first-ever NCAA Division I Tournament appearance during his senior year in 2006 (Atlantic Sun Champions).
- Four-year starter, scored 1,199 career points and graduated as Belmont's all-time leader for assists and steals in the Division I era.
- Played professionally for the Kouvolat Bears in Finland and the Bakersfield Jam of the NBA Development League.



MARK FREEMAN
5-10 | 160 | So. | G
Memphis, Tenn.



MARCUS FITZGERALD, JR.
6-2 | 175 | Fr. | G
Nashville, Tenn.



CARLOS MARSHALL, JR.
6-6 | 210 | R-Jr. | G
Memphis, Tenn.



AMOREY WOMACK
6-1 | 185 | R-Fr. | G
St. Louis, Mo.



SHAKEM JOHNSON
6-7 | 210 | Sr. | F
Youngstown, Ohio



JON BROWN
6-8 | 180 | Sr. | G
Miami, Fla.



MONTY JOHAL
6-3 | 185 | R-So. | G
Springfield, Mo.



SHAKWON BARRETT
6-5 | 180 | Jr. | G
Toronto, Ontario



EVAN JOYNER
6-8 | 180 | Fr. | G
Greensboro, NC



MASON GREEN
6-10 | 220 | R-Jr. | F
Ellenwood, Ga.



DEVONTE LANIER
6-7 | 213 | Jr. | F
Huntsville, Ala.



DONNIE MALONE
6-2 | 185 | Sr. | G
Memphis, Tenn.



JOSH LINDER
6-8 | 210 | Sr. | F
Kathleen, Ga.



RAVEL MOODY
6-6 | 200 | Sr. | G
Denver, Co.



YUSUF MOHAMED
6-10 | 200 | Jr. | F
Seattle, Wa.



SAMONE NELSON, JR.
6-9 | 235 | R-Jr. | F
Memphis, Tenn.



BRIAN 'PENNY' COLLINS
Head Coach
3rd Season
Belmont '06



BEN WALKER
Assistant Coach
3rd Season
Creighton '01



JERRY NICHOLS
Assistant Coach
3rd Season
Arkansas State '06



RUSS WILLEMSEN
Assistant Coach
3rd Season
Lee '04

2020-21 STATISTICS - OVERALL ▶▶**Tennessee State Combined Team Statistics (as of Dec 19, 2020)
All games**

RECORD:	OVERALL	HOME	AWAY	NEUTRAL
ALL GAMES	1-3	1-1	0-2	0-0
CONFERENCE	0-2	0-1	0-1	0-0
NON-CONFERENCE	1-1	1-0	0-1	0-0

#	Player	gp-gs	min	avg	Total		3-Point		F-Throw		Rebounds				pf	dq	a	to	blk	stl	pts	avg
					fg-fga	fg%	3fg-fga	3fg%	ft-fa	ft%	off	def	tot	avg								
00	Freeman, Mark	4-4	125	31.3	23-50	.460	5-20	.250	17-19	.895	1	12	13	3.3	8	0	12	16	0	9	68	17.0
01	Fitzgerald Jr., Marc	4-0	81	20.3	12-32	.375	6-20	.300	2-2	1.000	4	8	12	3.0	9	0	6	5	1	5	32	8.0
04	Johnson, Shakem	4-4	98	24.5	14-28	.500	0-0	.000	4-12	.333	14	14	28	7.0	13	1	6	5	1	3	32	8.0
11	Barrett, Shakwon	4-4	108	27.0	14-31	.452	4-13	.308	0-1	.000	6	12	18	4.5	8	0	10	7	0	5	32	8.0
22	Linder, Josh	4-4	68	17.0	13-21	.619	0-1	.000	3-7	.429	4	15	19	4.8	15	1	3	11	1	2	29	7.3
10	Johal, Monty	4-4	97	24.3	9-29	.310	3-17	.176	4-4	1.000	2	11	13	3.3	7	0	7	5	2	4	25	6.3
24	Mohamed, Yusuf	4-0	61	15.3	7-26	.269	2-12	.167	7-12	.583	5	15	20	5.0	12	1	3	7	3	2	23	5.8
13	Green, Mason	4-0	35	8.8	4-10	.400	0-0	.000	8-10	.800	1	4	5	1.3	12	1	0	4	2	0	16	4.0
23	Moody, Ravel	4-0	52	13.0	6-15	.400	0-4	.000	2-4	.500	2	4	6	1.5	7	0	2	4	0	3	14	3.5
15	Lanier, Devonte	3-0	16	5.3	2-4	.500	0-0	.000	0-0	.000	0	4	4	1.3	1	0	0	1	2	0	4	1.3
03	Womack, Amorey	4-0	27	6.8	2-6	.333	1-3	.333	0-2	.000	0	4	4	1.0	0	0	2	0	0	0	5	1.3
20	Malone, Donnie	3-0	14	4.7	1-1	1.000	1-1	1.000	0-0	.000	0	0	0	0.0	3	0	1	0	0	0	3	1.0
12	Joyner, Evan	1-0	3	3.0	0-0	.000	0-0	.000	0-0	.000	0	0	0	0.0	0	0	0	1	0	0	0	0.0
05	Brown, Jon	2-0	13	6.5	0-1	.000	0-1	.000	0-0	.000	0	0	0	0.0	0	0	0	1	0	0	0	0.0
34	Nelson Jr., Samone	1-0	2	2.0	0-1	.000	0-1	.000	0-0	.000	0	0	0	0.0	0	0	0	0	0	0	0	0.0
Team											8	3	11					2				
Total.....		4	800		107-255	.420	22-93	.237	47-73	.644	47	106	153	38.2	95	4	52	69	12	33	283	70.8
Opponents.....		4	800		103-240	.429	33-91	.363	65-99	.657	48	114	162	40.5	71	-	56	68	18	29	304	76.0

TEAM STATISTICS	TSUM	OPP	Date	Opponent	Score	Att.
SCORING	283	304	* 12/08/20	at Belmont	L 64-79	250
Points per game	70.8	76.0	12/12/20	at IUPUI	L 66-69	0
Scoring margin	-5.2	-	* 12/18/20	BELMONT	L 63-88	224
FIELD GOALS-ATT	107-255	103-240	12/19/20	CROWLEY'S RIDGE	W 90-68	0
Field goal pct	.420	.429	* - Conference game			
3 POINT FG-ATT	22-93	33-91				
3-point FG pct	.237	.363				
3-pt FG made per game	5.5	8.3				
FREE THROWS-ATT	47-73	65-99				
Free throw pct	.644	.657				
F-Throws made per game	11.8	16.3				
REBOUNDS	153	162				
Rebounds per game	38.2	40.5				
Rebounding margin	-2.2	-				
ASSISTS	52	56				
Assists per game	13.0	14.0				
TURNOVERS	69	68				
Turnovers per game	17.3	17.0				
Turnover margin	-0.2	-				
Assist/turnover ratio	0.8	0.8				
STEALS	33	29				
Steals per game	8.3	7.3				
BLOCKS	12	18				
Blocks per game	3.0	4.5				
ATTENDANCE	224	250				
Home games-Avg/Game	2-112	2-125				
Neutral site-Avg/Game	-	0-0				

Score by Periods	1st	2nd	Totals
Tennessee State	130	153	283
Opponents	138	166	304

2020-21 STATISTICS - OVC ▶▶**Tennessee State Combined Team Statistics (as of Dec 19, 2020)
Conference games**

RECORD:	OVERALL	HOME	AWAY	NEUTRAL
ALL GAMES	0-2	0-1	0-1	0-0
CONFERENCE	0-2	0-1	0-1	0-0
NON-CONFERENCE	0-0	0-0	0-0	0-0

#	Player	gp-gs	min	avg	Total		3-Point		F-Throw		Rebounds				pf	dq	a	to	blk	stl	pts	avg
					fg-fga	fg%	3fg-fga	3fg%	ft-fa	ft%	off	def	tot	avg								
00	Freeman, Mark	2-2	61	30.5	13-25	.520	3-10	.300	9-10	.900	0	6	6	3.0	5	0	4	9	0	3	38	19.0
11	Barrett, Shakwon	2-2	57	28.5	10-20	.500	4-8	.500	0-1	.000	2	5	7	3.5	5	0	5	4	0	4	24	12.0
22	Linder, Josh	2-2	40	20.0	5-10	.500	0-1	.000	2-4	.500	1	8	9	4.5	7	0	0	5	1	1	12	6.0
10	Johal, Monty	2-2	54	27.0	3-13	.231	1-9	.111	4-4	1.000	0	6	6	3.0	4	0	4	2	2	2	11	5.5
23	Moody, Ravel	2-0	26	13.0	4-8	.500	0-2	.000	1-2	.500	1	2	3	1.5	4	0	0	2	0	1	9	4.5
04	Johnson, Shakem	2-2	39	19.5	3-10	.300	0-0	.000	2-6	.333	5	6	11	5.5	8	1	1	3	1	1	8	4.0
24	Mohamed, Yusuf	2-0	28	14.0	2-9	.222	1-6	.167	2-4	.500	3	7	10	5.0	7	1	1	4	0	1	7	3.5
01	Fitzgerald Jr., Marc	2-0	36	18.0	3-13	.231	1-9	.111	0-0	.000	2	1	3	1.5	4	0	3	3	0	1	7	3.5
13	Green, Mason	2-0	18	9.0	2-7	.286	0-0	.000	2-4	.500	1	0	1	0.5	8	1	0	2	1	0	6	3.0
03	Womack, Amorey	2-0	15	7.5	2-3	.667	1-1	1.000	0-2	.000	0	3	3	1.5	0	0	0	0	0	0	5	2.5
15	Lanier, Devonte	2-0	12	6.0	0-1	.000	0-0	.000	0-0	.000	0	2	2	1.0	0	0	0	0	1	0	0	0.0
05	Brown, Jon	1-0	9	9.0	0-1	.000	0-1	.000	0-0	.000	0	0	0	0.0	0	0	0	0	0	0	0	0.0
20	Malone, Donnie	2-0	5	2.5	0-0	.000	0-0	.000	0-0	.000	0	0	0	0.0	2	0	0	0	0	0	0	0.0
Team											2	0	2					1				
Total.....		2	400		47-120	.392	11-47	.234	22-37	.595	17	46	63	31.5	54	3	18	35	6	14	127	63.5
Opponents.....		2	400		54-114	.474	18-47	.383	41-57	.719	22	63	85	42.5	36	-	29	32	7	16	167	83.5

TEAM STATISTICS	TSUM	OPP	Date	Opponent	Score	Att.
SCORING	127	167	* 12/08/20	at Belmont	L 64-79	250
Points per game	63.5	83.5	* 12/18/20	BELMONT	L 63-88	224
Scoring margin	-20.0	-	* - Conference game			
FIELD GOALS-ATT	47-120	54-114				
Field goal pct	.392	.474				
3 POINT FG-ATT	11-47	18-47				
3-point FG pct	.234	.383				
3-pt FG made per game	5.5	9.0				
FREE THROWS-ATT	22-37	41-57				
Free throw pct	.595	.719				
F-Throws made per game	11.0	20.5				
REBOUNDS	63	85				
Rebounds per game	31.5	42.5				
Rebounding margin	-11.0	-				
ASSISTS	18	29				
Assists per game	9.0	14.5				
TURNOVERS	35	32				
Turnovers per game	17.5	16.0				
Turnover margin	-1.5	-				
Assist/turnover ratio	0.5	0.9				
STEALS	14	16				
Steals per game	7.0	8.0				
BLOCKS	6	7				
Blocks per game	3.0	3.5				
ATTENDANCE	224	250				
Home games-Avg/Game	1-224	1-250				
Neutral site-Avg/Game	-	0-0				

Score by Periods	1st	2nd	Totals
Tennessee State	53	74	127
Opponents	67	100	167

GAME 1 ▶▶ 12/08/20 - Belmont - Away - L - 79-64

Official Basketball Box Score -- Game Totals -- Final Statistics
Tennessee State vs Belmont
12/08/20 6:30 pm at Nashville, TN

Tennessee State 64 • 0-1,0-1 OVC

#	Player	Total		3-Ptr		Rebounds		PF	TP	A	TO	Blk	Stl	Min
		FG-FGA	FG-FGA	FT-FTA	Off Def Tot	Off Def Tot	Off Def Tot							
04	Johnson,Shakem	f	1-5	0-0	0-4	2 4 6	5 2 0	1	0	0	0	0	0	19
22	Linder,Josh	f	3-5	0-0	1-2	0 5 5	4 7 0	3	0	3	0	1	0	25
00	Freeman,Mark	g	10-16	2-6	4-4	0 3 3	4 26 2	5	0	0	0	0	0	29
10	Johal,Monty	g	1-6	0-4	4-4	0 4 4	3 6 1	0	0	0	0	0	0	23
11	Barrett,Shakwon	g	3-8	1-3	0-0	1 3 4	3 7 4	2	0	2	0	2	2	24
01	Fitzgerald Jr.,Marc		1-6	0-3	0-0	2 1 3	2 2 2	1	0	0	0	0	0	17
03	Womack,Amorey		2-2	1-1	0-2	0 3 0	0 5 0	0	0	0	0	0	0	14
05	Brown,Jon		0-4	0-1	0-0	0 0 0	0 0 0	0	0	0	0	0	0	9
13	Green,Mason		0-4	0-0	0-2	0 0 0	5 0 0	0	0	0	1	0	0	8
15	Lanier,Devonte		0-1	0-0	0-0	0 2 0	0 0 0	0	0	0	0	1	0	8
20	Malone,Donnie		0-0	0-0	0-0	0 0 0	1 0 0	0	0	0	0	0	0	1
23	Moody,Ravel		2-4	0-0	1-2	1 1 2	1 5 0	0	0	0	0	1	1	11
24	Mohamed,Yusuf		1-5	0-3	2-4	3 3 6	5 4 0	2	0	2	0	1	1	12
Team					1 0 1									
Totals			24-63	4-21	12-24	10 29 39	33 64 9	14	2	5				200

FG % 1st Half: 11-32 34.4% 2nd half: 13-31 41.9% Game: 24-63 38.1%
 3FG % 1st Half: 1-10 10.0% 2nd half: 3-11 27.3% Game: 4-21 19.0%
 FT % 1st Half: 3-8 37.5% 2nd half: 9-16 56.3% Game: 12-24 50.0%

Deadball
Rebounds
6

Belmont 79 • 4-1,1-0 OVC

#	Player	Total		3-Ptr		Rebounds		PF	TP	A	TO	Blk	Stl	Min
		FG-FGA	FG-FGA	FT-FTA	Off Def Tot	Off Def Tot	Off Def Tot							
10	Caleb Hollander	f	1-4	0-3	1-2	0 3 3	4 3 2	2	2	0	0	0	0	14
33	Nick Muszynski	c	3-10	0-0	16-21	5 6 11	0 22 0	0	2	0	2	0	0	27
02	Grayson Murphy	g	5-7	0-1	0-0	1 8 9	3 10 3	0	0	2	3	0	0	24
03	Luke Smith	g	8-15	7-10	0-0	0 4 4	2 23 1	0	0	0	3	3	3	33
22	Ben Sheppard	g	2-4	1-3	2-4	1 2 3	4 7 2	4	1	0	1	0	0	26
00	Even Brauns		0-1	0-0	0-0	0 0 0	3 0 0	2	1	0	0	0	0	6
01	Mitch Listau		0-1	0-1	0-0	0 1 1	1 0 0	1	1	0	1	1	0	9
11	Michael Shanks		0-0	0-0	1-2	0 0 0	1 1 0	1	0	1	0	0	0	6
12	EJ Bellinger		0-1	0-0	2-2	0 2 2	0 2 0	0	0	0	1	1	0	5
20	Tate Pierson		0-2	0-2	0-0	0 3 3	1 0 2	0	0	0	1	1	0	13
21	Derek Sabin		0-0	0-0	1-4	1 2 3	0 1 0	2	3	0	0	0	0	5
24	JaCobi Wood		3-7	2-3	2-2	0 2 2	0 10 2	2	0	2	0	1	1	18
25	Frank Jakubicek		0-0	0-0	0-0	0 0 0	0 0 0	0	0	0	0	0	0	4
Team					0 2 2									
Totals			22-52	10-23	25-37	8 35 43	19 79 12	15	5	8				200

FG % 1st Half: 13-31 41.9% 2nd half: 9-21 42.9% Game: 22-52 42.3%
 3FG % 1st Half: 4-11 36.4% 2nd half: 6-12 50.0% Game: 10-23 43.5%
 FT % 1st Half: 3-5 60.0% 2nd half: 22-32 68.8% Game: 25-37 67.6%

Deadball
Rebounds
5

Officials: Chase Shaw,Alfred Smith,Kevin Mathis
 Technical fouls: Tennessee State-None. Belmont-None.
 Attendance: 250
 2020-21 Men's Basketball. Round: 0. Belmont vs Tennessee St.. Played at Curb E

Score by periods	1st	2nd	Total
Tennessee State	26	38	64
Belmont	33	46	79

GAME 3 ▶▶ 12/18/20 - Belmont - HOME

Official Basketball Box Score -- Game Totals -- Final Statistics
Belmont vs Tennessee State
12/18/20 8:00 pm at Nashville, TN

Belmont 88 • 7-1,2-0 OVC

#	Player	Total		3-Ptr		Rebounds		PF	TP	A	TO	Blk	Stl	Min
		FG-FGA	FG-FGA	FT-FTA	Off Def Tot	Off Def Tot	Off Def Tot							
10	Caleb Hollander	f	3-4	0-1	0-0	0 3 3	1 6 1	0	0	0	0	1	1	17
33	Nick Muszynski	c	3-4	0-0	4-4	2 5 7	2 10 1	1	3	1	0	1	0	18
02	Grayson Murphy	g	4-7	0-2	0-0	2 7 9	0 8 3	1	0	1	0	1	0	24
03	Luke Smith	g	4-11	2-6	0-0	1 3 4	1 10 2	2	2	0	4	0	0	28
22	Ben Sheppard	g	1-5	0-2	3-4	2 3 5	3 5 2	1	0	0	0	0	0	16
00	Even Brauns		2-4	0-0	0-0	1 2 3	2 4 1	0	0	0	0	0	0	11
01	Mitch Listau		4-7	3-6	0-0	0 0 0	0 11 0	1	0	1	0	0	0	17
12	EJ Bellinger		2-3	1-2	0-0	0 3 3	2 5 1	3	0	1	3	0	1	10
20	Tate Pierson		0-1	0-1	1-2	2 1 3	0 1 3	1	0	1	0	0	0	17
21	Derek Sabin		2-2	0-0	2-2	0 1 1	2 6 0	1	1	0	1	0	0	9
24	JaCobi Wood		6-13	1-3	6-8	2 0 2	4 19 3	3	4	0	1	2	1	27
25	Frank Jakubicek		1-1	1-1	0-0	0 0 0	0 3 0	0	0	0	0	0	0	6
Team					2 0 2									
Totals			32-62	8-24	16-20	14 28 42	17 88 17	17	17	2	8			200

FG % 1st Half: 12-32 37.5% 2nd half: 20-30 66.7% Game: 32-62 51.6%
 3FG % 1st Half: 1-11 9.1% 2nd half: 7-13 53.8% Game: 8-24 33.3%
 FT % 1st Half: 9-12 75.0% 2nd half: 7-8 87.5% Game: 16-20 80.0%

Deadball
Rebounds
3

Tennessee State 63 • 0-3,0-2 OVC

#	Player	Total		3-Ptr		Rebounds		PF	TP	A	TO	Blk	Stl	Min
		FG-FGA	FG-FGA	FT-FTA	Off Def Tot	Off Def Tot	Off Def Tot							
04	Johnson,Shakem	f	2-5	0-0	2-2	3 2 5	3 6 1	2	1	2	1	1	0	20
22	Linder,Josh	f	2-5	0-1	1-2	1 3 4	3 5 0	2	1	0	2	1	0	15
00	Freeman,Mark	g	3-9	1-4	5-6	0 3 3	1 12 2	4	0	3	0	3	3	32
10	Johal,Monty	g	2-7	1-5	0-0	0 2 2	1 5 3	2	2	2	2	2	3	31
11	Barrett,Shakwon	g	7-12	3-5	0-1	1 2 3	2 17 1	2	0	2	2	3	3	33
01	Fitzgerald Jr.,Marc		2-7	1-6	0-0	0 0 0	2 5 1	2	0	1	2	0	1	19
03	Womack,Amorey		0-1	0-0	0-0	0 0 0	0 0 0	0	0	0	0	0	0	1
13	Green,Mason		2-3	0-0	2-2	1 0 1	3 6 0	2	0	0	2	0	0	10
15	Lanier,Devonte		0-0	0-0	0-0	0 0 0	0 0 0	0	0	0	0	0	0	4
20	Malone,Donnie		0-0	0-0	0-0	0 0 0	1 0 0	0	0	0	0	0	0	4
23	Moody,Ravel		2-4	0-2	0-0	0 1 1	3 4 0	2	0	2	0	0	0	15
24	Mohamed,Yusuf		1-4	1-3	0-0	0 4 4	2 3 1	2	0	0	0	0	0	16
Team					1 0 1									
Totals			23-57	7-26	10-13	7 17 24	21 63 9	21	63	9	21	4	9	200

FG % 1st Half: 10-28 35.7% 2nd half: 13-29 44.8% Game: 23-57 40.4%
 3FG % 1st Half: 2-12 16.7% 2nd half: 5-14 35.7% Game: 7-26 26.9%
 FT % 1st Half: 5-7 71.4% 2nd half: 5-6 83.3% Game: 10-13 76.9%

Deadball
Rebounds
1

Officials: Alex Manuel,John St. Clair,Steve Divine
 Technical fouls: Belmont-None. Tennessee State-None.
 Attendance: 224
 2020-21 Men's Basketball. Round: 0. Belmont vs Tennessee St.. Played at Gentry

Score by periods	1st	2nd	Total
Belmont	34	54	88
Tennessee State	27	36	63

GAME 2 ▶▶ 12/12/20 - IUPUI - Away - L - 69-66

Official Basketball Box Score -- Game Totals -- Final Statistics
Tennessee State vs IUPUI
12/12/20 12:00 pm at Indianapolis, IN

Tennessee State 66 • 0-2,0-1 OVC


#	Player	Total		3-Ptr		Rebounds		PF	TP	A	TO	Blk	Stl	Min
		FG-FGA	FG-FGA	FT-FTA	Off Def Tot	Off Def Tot	Off Def Tot							
04	Johnson,Shakem	f	8-13	0-0	1-3	5 3 8	3 17 2	1	0	0	0	0	0	35
22	Linder,Josh	f	3-4	0-0	1-2	1 3 4	5 7 1	4	0	0	0	1	0	11
00	Freeman,Mark	g	5-15	0-3	4-4	1 4 5	3 14 3	4	0	3	3	4	0	35
10	Johal,Monty	g	1-7	0-3	0-0	1 4 5	2 2 3	1	0	0	1	0	1	25
11	Barrett,Shakwon	g	2-4	0-2	0-0	1 4 5	2 4 2	1	0	1	0	1	0	25
01	Fitzgerald Jr.,Marc		3-8	2-4	0-0	1 5 6	1 8 2	1	0	1	0	1	0	22
03	Womack,Amorey		0-0	0-0	0-0	0 0 0	0 0 0	0	0	0	0	1	0	0
05	Brown,Jon		0-0	0-0	0-0	0 0 0	0 0 0	0	0	0	0	1	0	0
13	Green,Mason		1-2	0-0	0-0	0 2 2	3 0 2	0	0	0	0	0	0	8
23	Moody,Ravel		0-4	0-1	1-2	0 2 2	1 1 0	0	0	0	0	0	0	13
24	Mohamed,Yusuf		4-12	1-4	2-4	1 2 3	4 11 0	1	2	1	2	1	0	20
Team					4 3 7									
Totals			27-69	3-17	9-15	15 32 47	24 66 14	17	3	8				200

FG % 1st Half: 15-34 44.1% 2nd half: 12-35 34.3% Game: 27-69 39.1%
 3FG % 1st Half: 2-9 22.2% 2nd half: 1-8 12.5% Game: 3-17 17.6%
 FT % 1st Half: 5-8 62.5% 2nd half: 4-7 57.1% Game: 9-15 60.0%

CAREER HIGHS 20-21 AVERAGES

**MARK FREEMAN**5-10 | 160 | So. | G
Memphis, Tenn.**PPG: 17.0 | RPG: 3.3 | APG: 3.0****PTS** -- 26 (at Belmont, 12/8/20)**REB** -- 9 (vs EIU, 1/2/20)**AST** -- 9 (at EKU, 2/20/20)

- Finalist for 2018 Mr. Basketball alongside Tyler Harris and Alex Lomax
- 2x All-State Honoree
- Three-start recruit (ESPN & 247sports)

**MARCUS FITZGERALD JR**6-2 | 175 | Fr. | G
Nashville, Tenn.**PPG: 8.0 | RPG: 3.0 | APG: 1.5****PTS** -- 17 (vs Crowley's Ridge, 12/19/20)**REB** -- 6 (at IUPUI, 12/12/20)**AST** -- 2 (2x, last at IUPUI, 12/12/20)

- Ranked a 3-star recruit by 247sports
- Ranked as the top point guard in TN
- Led Pearl-Cohn to the Class AA state quarterfinals

**CARLOS MARSHALL JR**6-6 | 210 | R-Jr. | G
Memphis, Tenn.**PPG: -- | RPG: -- | APG: --****PTS** -- 25 (vs Alabama A&M, 11/05/19)**REB** -- 13 (at Jax State, 1/30/20)**AST** -- 6 (vs Fisk, 11/18/19)

- 2019-20 All-OVC Second Team
- 2020-21 Preseason All-OVC
- 2019-20 Leading scorer
- Hip injury, out indefinitely

**AMOREY WOMACK**6-1 | 185 | R-Fr. | G
St. Louis, Mo.**PPG: 1.3 | RPG: 1.0 | APG: 0.5****PTS** -- 5 (at Belmont, 12/8/20)**REB** -- 3 (at Belmont, 12/8/20)**AST** -- 1 (2x, last vs Crowley's Ridge, 12/19/20)

- Redshirted 2019-20 season at TSU
- Named 2019 McDonald's All-American finalist
- Played alongside Freeman in the EYBL


**SHAKEM JOHNSON**6-7 | 210 | Sr. | F
Youngstown, Ohio**PPG: 8.0 | RPG: 7.0 | APG: 1.5****PTS** -- 27 (vs Blue Mountain, 12/21/19)**REB** -- 11 (vs Morehead State, 1/16/20)**AST** -- 3 (2x, last vs Crowley's Ridge, 12/19/20)

- Led the league in field goal percentage, averaging 62.4 percent
- Averaged 9.0 points, 5.3 rebounds and averaged 22.7 minutes per game as JR

CAREER HIGHS 20-21 AVERAGES

**MONTY JOHAL**6-3 | 185 | R-So. | G
Springfield, Mo.**PPG: 6.3 | RPG: 3.3 | APG: 1.8****PTS** -- 12 (vs Crowley's Ridge, 12/19/20)**REB** -- 5 (at IUPUI, 12/12/20)**AST** -- 3 (2x, last vs Belmont, 12/18/20)

- Redshirt 2018-19
- Missed 2019-20 season due to injury
- 2,500+ points at Glendale HS, most All-time in Springfield Public School history

**SHAKWON BARRETT**6-5 | 180 | Jr. | G
Toronto, Ontario**PPG: 8.0 | RPG: 4.5 | APG: 2.5****PTS** -- 17 (vs Belmont, 12/18/20)**REB** -- 6 (vs Crowley's Ridge, 12/19/20)**AST** -- 4 (at Belmont, 12/8/20)

- Averaged 8.7 points, 3.2 rebounds and 3.1 assists in 25.1 minutes per game at Northwest Florida State
- Played his freshman season at Tulane

**EVAN JOYNER**6-8 | 180 | Fr. | G
Greensboro, NC**PPG: -- | RPG: -- | APG: --****PTS** --**REB** --**AST** --

- Helped the HS to a 25-9 record as a senior
- USA National Prep Champion
- Played AAU for Garner Road, coached by NBA All Star David West

**MASON GREEN**6-10 | 220 | R-Jr. | F
Ellenwood, Ga.**PPG: 4.0 | RPG: 1.3 | APG: 0.0****PTS** -- 8 (vs Crowley's Ridge, 12/19/20)**REB** -- 2 (2x, last vs Crowley's Ridge, 12/19/20)**AST** --

- Redshirted 2019-20 season at TSU
- Averaged 8.6 points and 6.6 rebounds per game at Georgia Highlands
- Played freshman season at Mercer

**DEVONTE LANIER**6-7 | 213 | Jr. | F
Huntsville, Ala.**PPG: 1.3 | RPG: 1.3 | APG: 0.0****PTS** -- 4 (vs Crowley's Ridge, 12/19/20)**REB** -- 2 (2x, last vs Crowley's Ridge, 12/19/20)**AST** --

- Averaged 10 ppg and 10.6 rpg while shooting 61 percent from the field
- Recorded 76 blocks in year one at Lawson State ranking 13th in the nation

CAREER HIGHS 20-21 AVERAGES

**DONNIE MALONE**6-2 | 185 | Sr. | G
Memphis, Tenn.**PPG: 1.0 | RPG: 0.0 | APG: 0.3****PTS** -- 4 (at EKU, 2/20/20)**REB** -- 4 (vs Blue Mountain, 12/21/19)**AST** -- 1 (3x, last at Jax State, 1/30/20)

- Averaged 0.6 ppg, 0.5 rpg in 18 games
- Shot 71 percent from the floor
- Played alongside Marshall and Johnson at Southwest

**JOSH LINDER**6-8 | 210 | Sr. | F
Kathleen, Ga.**PPG: 7.3 | RPG: 4.8 | APG: 0.8****PTS** -- 10 (vs Crowley's Ridge, 12/19/20)**REB** -- 6 (vs Crowley's Ridge, 12/19/20)**AST** -- 2 (vs Crowley's Ridge, 12/19/20)

- Played three seasons at Georgia State
- Ranked No. 3 forward in Georgia coming out of high school

**RAVEL MOODY**6-6 | 200 | Sr. | G
Denver, Co.**PPG: 3.5 | RPG: 1.5 | APG: 0.5****PTS** -- 14 (vs. Morehead State, 3/4/20)**REB** -- 6 (vs Lipscomb, 11/12/19)**AST** -- 3 (vs Blue Mountain, 12/21/19)

- NJCAA All-American Honorable Mention
- Averaged 13.9 ppg at Northeast Oklahoma
- Won district championship title, advancing to the NJCAA tournament
- Named Tournament MVP

**YUSUF MOHAMED**6-10 | 200 | Jr. | F
Seattle, Wa.**PPG: 5.8 | RPG: 5.0 | APG: 0.8****PTS** -- 11 (at IUPUI, 12/12/20)**REB** -- 7 (vs Crowley's Ridge, 12/19/20)**AST** -- 2 (vs Crowley's Ridge, 12/19/20)

- Averaged 12.1 points, 6.4 rebounds per game at North Idaho State
- Ranked 19th in the nation shooting 55.3 percent from the floor

**SAMONE MOHAMED**6-9 | 235 | R-Jr. | F
Memphis, Tenn.**PPG: -- | RPG: -- | APG: --****PTS** --**REB** --**AST** --

- Began collegiate career as a junior in 2019-20 at TSU
- Played 3 minutes over the course of 3 games

TENNESSEE STATE UNIVERSITY TIGERS**PRONUNCIATION GUIDE**

##	NAME	PRONUNCIATION
#3	Amorey Womack	uh-MOR-ee
#4	Shakem Johnson	shuh-kim
#10	Monty Johal	JOE-hall
#11	Shakwon Barrett	shuh-kwon bare-it
#15	Devonte Lanier	luh-neer
#22	Josh Linder	LYNN-der
#23	Ravel Moody	RUH-vel

NEXT 3 GAMES

12/30	vs. Austin Peay	8 p.m.
1/2	at SEMO	5 p.m.
1/7	vs UT Martin	8 p.m.

2020-21 RECORD**1-3** OVERALL**0-2** OVC**BRIAN 'PENNY' COLLINS**3rd Season
Belmont '06**TSU RECORD: 28-39**
CAREER RECORD: SAME

- Assistant stops at Illinois St., ETSU & Cumberland
- HC at Columbia St. (2012-15)
- TSU GA in 2007-08 & DOBO in 2008-09
- Family moved from Memphis to Nashville at age 11