

# TENNESSEE STATE MEN'S BASKETBALL

## GAME NOTES



### 2020-2021 SCHEDULE ▶▶

Overall: 1-4 | OVC: 0-2 | Home: 1-2 | Away: 0-2 | Neutral: 0-0

NOV 26		vs Coppin State	Canceled
NOV 27		at Marshall	Canceled
DEC 2		BELMONT ESPN+	Postponed
DEC 8		at Belmont ESPN+	L, 79-64
DEC 12		at IUPUI ESPN3	L, 69-66
DEC 18		BELMONT ESPN+	L, 88-63
DEC 19		CROWLEY'S RIDGE ESPN+	W, 90-68
DEC 22		CHATTANOOGA ESPN+	L, 66-63
DEC 30		AUSTIN PEAY ESPN+	8 p.m.
JAN 2		at Southeast Missouri*	5 p.m.
JAN 7		UT MARTIN* ESPN+	8 p.m.
JAN 9		SOUTHEAST MISSOURI* ESPN+	4 p.m.
JAN 14		at Jacksonville State* ESPN+	7:30 p.m.
JAN 16		at Tennessee Tech* ESPN+	8 p.m.
JAN 21		SIU-EDWARDSVILLE* ESPN+	8 p.m.
JAN 23		EASTERN ILLINOIS* ESPN+	4 p.m.
JAN 28		at Murray State* ESPN+	7:30 p.m.
JAN 30		at Austin Peay* ESPN+	4 p.m.
FEB 4		at SIU-Edwardsville* ESPN+	4 p.m.
FEB 6		at Eastern Illinois* ESPN+	4 p.m.
FEB 11		MOREHEAD STATE* ESPN+	8 p.m.
FEB 13		EASTERN KENTUCKY* ESPN+	4 p.m.
FEB 18		TENNESSEE TECH* ESPN+	8 p.m.
FEB 20		JACKSONVILLE STATE* ESPN+	4 p.m.
FEB 25		at Morehead State* ESPN+	6 p.m.
FEB 27		at Eastern Kentucky* ESPN+	6 p.m.
MAR 4-7		Ohio Valley Conference Tournament ^ ESPN+ / ESPNU / ESPN2	

### THE MATCHUP ▶▶



#### TENNESSEE STATE TIGERS

1-4, 0-2 OVC

Brian "Penny" Collins (3rd Season, Belmont '06)



#### VERSUS

RECORD

HEAD COACH

#### AUSTIN PEAY GOVERNORS

5-3, 1-1

Matt Figger (4th season, Eastern Kentucky, '95)

### GAME DETAILS ▶▶

**THE BASICS:** Dec. 30, 2020 ▶ Nashville, Tenn. ▶ Gentry Center ▶ 8:00 p.m.

**VIDEO:** ESPN+ ▶ Alex Gould (play by play) and CJ Eke (color) on the call

**LISTEN:** Big Blue Sports Network ▶ Greg Pogue (play by play) and Will Brown (color) on the call

**LIVE STATS:** StatBroadcast

### AT A GLANCE ▶▶

▶ The Tennessee State University men's basketball team hosts league favorite Austin Peay at home, Wednesday, Dec. 30 in its first OVC doubleheader of the year with 8 p.m. tip on ESPN+ and Big Blue Sports Network.

#### OVC OPENER?

▶ This marks the start of the official OVC season. All teams in the league have played at least one game against another OVC squad.

▶ TSU has completed its yearly series against Belmont and finished 0-2.

▶ Austin Peay has done the same with Murray State, but split the series 1-1 with a win at home in the Dunn Center.

▶ Mark Freeman is third in the league in scoring, averaging 17.6 ppg, fifth in free throw percentage (.818 (18-of-22)).

▶ Josh Linder averages 65.5 percent from the floor ranking fourth (19-of-29).

▶ Averaging 3.4 offensive rebounds per game, Shakem Johnson ranks second in the league, 41st in the nation.

#### A WIN WOULD

▶ Mark TSU's 81st win over the last six years and Coach Collins' 29th win as a head coach.

▶ Would be TSU's first OVC win since March 4, 2020.

▶ Would be TSU's first Div. I win of the season.

### OVC LEADERS

▶ TSU is ranked fifth in the OVC in offensive (11.0 rpg) and defensive rebounds (26.2 rpg) and second in steals (8.3 spg).

### TENNESSEE STATE PROBABLE STARTERS ▶▶



**MARK FREEMAN** #0  
5-10 | 160 | So. | G  
Memphis, Tenn.

PPG	17.6
RPG	3.6
APG	3.6
MINS	32.8



**MONTY JOHAL** #10  
6-3 | 185 | R-So. | G  
Springfield, Mo.

PPG	6.0
RPG	3.4
APG	0.2
MINS	23.4



**SHAKWON BARRETT** #11  
6-10 | 200 | Jr. | G  
Toronto, Ontario.

PPG	6.8
RPG	4.2
APG	2.4
MINS	27.4



**SHAKEM JOHNSON** #4  
6-7 | 210 | Sr. | C  
Youngstown, Ohio

PPG	8.6
RPG	6.8
APG	1.8
MINS	24.6



**JOSH LINDER** #22  
6-8 | 210 | Sr. | C  
Kathleen, Ga.

PPG	8.4
RPG	6.8
APG	0.6
MINS	18.6

### CONNECT WITH TSU ATHLETICS ▶▶

MBB Contact: Ashley Fontenot  
Email: afonteno@tnstate.edu  
Cell: (615)586-8012



@TSU\_Tigers  
@TSUTigersMBB



@TSUTigers  
@TSUTigersMBB

#BigBlueRising

**2020-21 NUMERICAL ROSTER ▶▶**

#	NAME	POS.	HT.	WT.	CL.	HOMETOWN (PREVIOUS SCHOOL)
0	Mark Freeman	G	5-10	160	So.	Memphis, Tenn. (The Skill Factory/Southwind HS)
1	Marcus Fitzgerald Jr.	G	6-2	175	Fr.	Nashville, Tenn. (Pearl-Cohn HS)
2	Carlos Marshall Jr.	G	6-6	210	R-Jr.	Memphis, Tenn. (Southwest Tennessee CC)
3	Amorey Womack	G	6-1	185	R-Fr.	St. Louis, Mo. (Webster Groves HS)
4	Shakem Johnson	F	6-7	210	Sr.	Youngstown, Ohio (Navarro College)
10	Monty Johal	G	6-3	185	R-Fr.	Springfield, Mo. (Glendale HS)
11	Shakwon Barrett	G	6-5	180	Jr.	Toronto, Ontario (Northwest Florida State)
12	Evan Joyner	F	6-8	180	Fr.	Greensboro, NC (Piedmont Classical HS)
13	Mason Green	F	6-10	220	R-Jr.	Ellenwood, Ga. (Georgia Highlands)
15	Devonte Lanier	F	6-7	213	Jr.	Huntsville, Ala. (Lawson State CC)
20	Donnie Malone	G	6-2	185	Sr.	Memphis, Tenn. (Southwest Tennessee CC)
22	Josh Linder	F	6-8	210	Jr.	Kathleen, Ga. (Georgia State)
23	Ravel Moody	G	6-6	200	Sr.	Denver, Co. (Northeastern Oklahoma)
24	Yusuf Mohamed	F	6-10	200	Jr.	Seattle, Wash. (North Idaho)
34	Samone Nelson Jr.	G	6-5	200	Sr.	Memphis, Tenn. (Central HS)

**2020-21 ALPHABETICAL ROSTER ▶▶**

#	NAME	POS.	HT.	WT.	CL.	HOMETOWN (PREVIOUS SCHOOL)
11	Shakwon Barrett	G	6-5	180	Jr.	Toronto, Ontario (Northwest Florida State)
1	Marcus Fitzgerald Jr.	G	6-2	175	Fr.	Nashville, Tenn. (Pearl-Cohn HS)
0	Mark Freeman	G	5-10	160	So.	Memphis, Tenn. (The Skill Factory/Southwind HS)
13	Mason Green	F	6-10	220	R-Jr.	Ellenwood, Ga. (Georgia Highlands)
10	Monty Johal	G	6-3	185	R-Fr.	Springfield, Mo. (Glendale HS)
4	Shakem Johnson	F	6-7	210	Sr.	Youngstown, Ohio (Navarro College)
12	Evan Joyner	F	6-8	180	Fr.	Greensboro, NC (Piedmont Classical HS)
15	Devonte Lanier	F	6-7	213	Jr.	Huntsville, Ala. (Lawson State CC)
22	Josh Linder	F	6-8	210	Jr.	Kathleen, Ga. (Georgia State)
20	Donnie Malone	G	6-2	185	Sr.	Memphis, Tenn. (Southwest Tennessee CC)
2	Carlos Marshall Jr.	G	6-6	210	R-Jr.	Memphis, Tenn. (Southwest Tennessee CC)
24	Yusuf Mohamed	F	6-10	200	Jr.	Seattle, Wash. (North Idaho)
23	Ravel Moody	G	6-6	200	Sr.	Denver, Co. (Northeastern Oklahoma)
34	Samone Nelson Jr.	G	6-5	200	Sr.	Memphis, Tenn. (Central HS)
3	Amorey Womack	G	6-1	185	R-Fr.	St. Louis, Mo. (Webster Groves HS)

**2020-21 STAFF ▶▶****Head Coach:** Brian "Penny" Collins (Belmont, 2006), 3rd season**Assistant Coach:** Ben Walker (Creighton, 2001), 3rd season**Assistant Coach:** Jerry Nichols (Arkansas State, 2006), 3rd season**Assistant Coach:** Russ Willemsen (Lee [Tenn.], 2004) 3rd season**Director of Basketball Operations:** Josh Bone (Tennessee, 2011) 2nd season**Senior Advisor to the Head Coach:** Ricky Collins (UT Martin, 1978) 2nd Season

Senior Advisor to the Head Coach: Cy Alexander (Catawba College) 1st Season

**Video Coordinator:** Asa Duvall (Lipscomb, 2016) 2nd Season**2020-21 ROSTER BY CLASS ▶▶****SENIORS (4)**

#4	Shakem Johnson	Youngstown, Ohio
#20	Donnie Malone	Memphis, Tenn.
#22	Josh Linder	Kathleen, Ga.
#23	Ravel Moody	Denver, Colo.
#34	Samone Nelson Jr.	Memphis, Tenn.

**JUNIORS (5)**

#2	Carlos Marshall, Jr.	Memphis, Tenn.	#
#11	Shakwon Barrett	Toronto, Ontario	
#13	Mason Green	Ellenwood, Ga.	#
#15	Devonte Lanier	Huntsville, Ala.	
#24	Yusuf Mohamed	Seattle, Wa.	

**SOPHOMORES (3)**

#0	Mark Freeman	Memphis, Tenn.
#3	Amorey Womack	St. Louis, Mo.
#12	Monty Johal	Springfield, Mo.

**FRESHMEN (2)**

#1	Marcus Fitzgerald Jr.	Nashville, Tenn.
#12	Evan Joyner	Greensboro, NC

# Has Already Utilized a redshirt

**PRONUNCIATION GUIDE ▶▶**

##	NAME	PRONUNCIATION
#3.....	Amorey Womack .....	uh-MOR-ee
#4.....	Shakem Johnson .....	shuh-kim
#10.....	Monty Johal .....	JOE-hall
#11.....	Shakwon Barrett .....	shuh-kwon bare-it
#15.....	Devonte Lanier.....	luh-neer
#22.....	Josh Linder .....	LYNN-der
#23.....	Ravel Moody .....	RUH-vel

**INSIDE THE MATCHUP ▶▶****AT A GLANCE ▶▶**

- ▶ This marks the 80th meeting between Tennessee State and Austin Peay.
- ▶ TSU is 4-4 in the last four meetings with three wins occurring in the Gentry Center.
- ▶ Six games between the foes have gone into overtime - four in Clarksville, once during the first round of the OVC tournament in 2007.
- ▶ TSU is 2-4 in overtime games versus Austin Peay.
- ▶ Brian "Penny" Collins is 1-3 against the Govs.
- ▶ Austin Peay's largest scoring margin versus the Tigers in Clarksville occurred Feb. 12, 2007. The Govs defeated TSU 89-44 (45 points). TSU beat the Govs by 19 (88-69) in a leap year, Feb. 29, 1984, marking the largest lead away from home Big Blue has recorded.

**TENNESSEE STATE NEWS AND NOTES ▶▶****LAST TIME OUT**

- ▶ Mark Freeman, Big Blue's standout point guard, led the team in the battle to defeat the undefeated Chattanooga Mocs Tuesday afternoon in the Gentry Center. TSU had its best shooting night of the season, holding UTC to just 36 percent from the floor. The defensive lockdown and offensive accuracy didn't prove fruitful on the Tigers' journey to knock off UTC, as the team lost in the final minute of action, 66-63.
- ▶ While leading UTC for much of the 40 minute matchup, Freeman scored 20 points, pulled down five rebounds and dished out six assists for the Tigers. Two additional Tigers scored double-digits: Josh Linder 13 and Shakem Johnson 11.
- ▶ Malachi Smith, the Mocs' 6-4, 205 pound athletic point guard scored 20 of his 29 points in the second period after entering the locker room down 28-25, lifting the team to its ninth victory of the season.

**LAST TIME OUT AGAINST THE GOVS**

- ▶ The luck of the Gentry Center brought good fortune to the Tennessee State men's basketball team Thursday night, as the Tigers served the Austin Peay Governors its first Ohio Valley Conference loss of the season, 70-68.
- ▶ After working with only eight players for the last few games of the season, Big Blue utilized eight-of-10 players offensively during the first half. Jy'lan Washington led the team with eight points, while Wesley Harris and Shakem Johnson added six boards a piece. Michael Littlejohn summed seven points and dished out two assists. Entering the break, the Tigers led the Governors 37-36.
- ▶ Carlos Marshall Jr. proved to be the difference maker for TSU, shooting 7-of-9 from the field, 3-of-5 from beyond the arc and 2-of-2 from the charity stripe, summing 19 points in the second period alone. He also grabbed five rebounds, recorded an assist and blocked a shot to mark himself as player of the game as Tennessee State defeated the Govs, improving its home record to 9-1.

**UNPRECEDENTED START**

- ▶ In a normal season, the Tigers would take on a slate of nonconference opponents before entering OVC play. This season Big Blue's first opponents out of the gate were the league's reigning champs, Belmont.
- ▶ In fact, TSU played the crosstown rival twice in 10 days, marking two of the first three games for the Tigers.
- ▶ Big Blue's season, like many across the country, had been delayed from its original Nov. 26 start date due to COVID protocols causing the team to miss two games against Coppin State and Marshall in Huntington, WV.

**FROM THE SIX(TH)**

- ▶ Tennessee State was picked to finish sixth by the Preseason Media Poll and conference poll of the head coaches and SIDs.
- ▶ Shakwon Barrett, junior guard, hails from Toronto, Ontario, serving as our first international player on the squad since Kamar McKnight in 2018, who was also from Toronto.

**HBCU FAMILY**

- ▶ Freshman Evan Joyner's father is Jay Joyner the 2018

**BY THE NUMBERS ▶▶**

1-4, 0-2

69.2

74.0

.425

.418

.232

.358

.619

37.2

-3.0

13.0

16.2

7.0

3.0

RECORD

PPG

OPP. PPG

FG %

OPP. FG %

3-PT %

OPP. 3-PT %

FT %

REBS/GAME

REBS +/-

AST/GAME

TO/GAME

STL/GAME

BLK/GAME



5-3, 1-1

74.5

68.9

.458

.483

.329

.314

.712

34.3

+3.2

12.4

16.5

7.5

2.3

**ALL-TIME SERIES ▶▶**

VS




TSU'S RECORD

ALL-TIME SERIES ..... 31-48  
 SINCE COLLINS BEGAN IN '18-19 ..... 1-3  
 SERIES STREAK ..... TSU 1W

**RECENT MEETINGS**

DATE	LOCATION	W/L	SCORE
1/15/2015	A	L	68-69
1/14/2016	H	W	66-52
3/3/2016	N	L	72-74
2/4/2017	A	W	70-66
1/18/2018	H	W	70-56
1/24/2019	A	L	89-74
1/23/2020	A	L	99-74
2/6/2020	H	W	70-68

**STAY LOCAL ▶▶**

- ▶ Of the six individuals who make up the TSU coaching staff, five of them are either from the state of Tennessee or went to college in Tennessee.
- ▶ The roster contains four players from Tennessee - Mark Freeman (Memphis), Marcus Fitzgerald Jr. (Nashville) Carlos Marshall, Jr. (Memphis), Donnie Malone (Memphis) and Samone Nelson Jr. (Memphis).
- ▶ Evan Joyner, freshman from Greensboro, NC was born in Nashville.
- ▶ Three attended junior college in Tennessee at Southwest Tennessee Community College - Donnie Malone, Carlos Marshall, Jr.
- ▶ Carlos Marshall Jr. and Mark Freeman played together at Southwind High School in Memphis.

**SIGNEES ▶▶**

- ▶ Coach Collins signed Samuel Keita and Tajik Bartholomew to the 2021 class during the early signing period.
- ▶ Keita, a forward from London, averaged 5.5 points and 4.6 rebounds in just 17 games as a freshman at Casper College.
- ▶ Bartholomew out of Austin, Texas, is a 6-3 combo guard transferring in from Tohono O'odham where he averaged 14.4 points, 3.9 rebounds and 3.6 assists in 30 games.

MEAC Coach of the Year. Joyner coached the Aggies of NC A&T where he helped the team to its first 20-win season in 31 years.

- ▶ Senior Advisor to the Head Coach Cy Alexander served as the head coach at South Carolina State where he coaches the Bulldogs to a 276-200 record over a decade and a half. He then took the helm of the TSU Tigers from 2003-2009 before heading to NCA&T from 2012-2016.

**MAY I ASSIST?**

- ▶ Mark Freeman averaged 4.2 assists as a freshman for the Tigers. Returning as the full-time starting point guard, the Memphis native has continued to lead the floor, averaging a team-high 3.6 apg.
- ▶ Junior college transfer Shakwon Barrett led the team in assists in game one with four and continues to assist averaging 2.4 apg.

**UNITY PLEDGE**

- ▶ The three divisional Student-Athlete Advisory Committees and the Board of Governors Student-Athlete Engagement Committee collaborated to create a unity pledge and logo that is represented on Big Blue's jerseys.
- ▶ The logo includes three different colored hands holding one another's wrists inside a circle with "United As One" at the bottom. The pledge debuted in a video Oct. 23 on the social media pages of the national SAACs.

**"DESERVE TO WIN"**

- ▶ TSU Head Coach Brian "Penny" Collins has dubbed "Deserve to Win" his phrase for the team.
- ▶ It is a philosophy that encompasses every aspect of the program from work in the weightroom to how the coaches and student-athletes interact with the community.
- ▶ The roster contains "well-rounded, high-character individuals, with high basketball IQs who lead by example on and off the court."

**WHY PENNY?**

- ▶ Head Coach Brian "Penny" Collins got his name as a kid. Collins, born in Memphis, moved to Nashville as a young pre-teen. In honor of his favorite college and NBA player, Penny Hardaway who played in his hometown, Collins would sport the Magic jersey while on the court. The name stuck.
- ▶ Collins claims both Memphis and Nashville as his hometown, as he was born in one, and raised in the other.

**SWOOSH**

- ▶ Tennessee State announced the switch to Nike summer of 2019 after sporting Adidas for many seasons.
- ▶ With the switch, TSU unveiled four new jerseys last season - a traditional white, blue as well as a black and throwback jersey featuring "The Big Blue" and striped shorts.
- ▶ Big Blue plans to unveil two additional uniforms throughout the 2020-21 season.

- ▶ Chandra Cheeseborough, current director of track and field at Tennessee State and olympic gold medalist was the first african american woman sponsored by Nike.



**OVC PRESEASON POLL ▶▶****COACHES/SIDS POLL ▶▶**

#	SCHOOL	POINTS
1.	Austin Peay(9)	226.
	Murray St. (10)	226
3.	Belmont	214
4.	Eastern Kentucky	173
5.	Eastern Illinois	153
<b>6.</b>	<b>Tennessee State</b>	<b>139</b>
7.	Jacksonville State	124
8.	Morehead St.	87
9.	Tennessee Tech	84
10.	UT Martin	80
11.	SIUE	48
12.	Southeast Missouri	30
(First Place Votes)		

**MEDIA POLL ▶▶**

#	SCHOOL	POINTS
1.	Austin Peay(6)	145
	Murray St. (6)	145
3.	Belmont (1)	127
4.	Eastern Kentucky	115
5.	Eastern Illinois	98
<b>6.</b>	<b>Tennessee State</b>	<b>92</b>
7.	Jacksonville State	80
8.	Tennessee Tech	56
9.	Morehead State	54
10.	UT Martin	46
11.	SIUE	29
12.	SEMO	17
(FIRST PLACE VOTES)		

**WINS AMONG OVC SINCE '15-16 ▶▶**

SCHOOL	'15-16	'16-17	'17-18	'18-19	'19-20	'20-21	6-YEAR
1. Belmont	20	23	23	21	24	8	118
2. Murray St.	17	16	24	21	22	4	104
3. Austin Peay	18	11	17	19	20	5	90
4. Jacksonville St.	8	20	20	19	13	6	86
<b>5. TSU</b>	<b>20</b>	<b>17</b>	<b>15</b>	<b>9</b>	<b>18</b>	<b>1</b>	<b>80</b>
T6. UT Martin	20	22	10	10	9	3	74
T6. Eastern Illinois	13	14	11	14	17	3	73
8. Morehead St.	23	14	8	10	13	4	72
9. Eastern Kentucky	15	12	11	11	15	7	70
10. Tennessee Tech	19	12	18	7	9	0	66
11. SEMO	5	15	14	8	7	2	51
12. SIUE	6	6	9	8	8	3	40

**ABOUT TSU ▶▶**

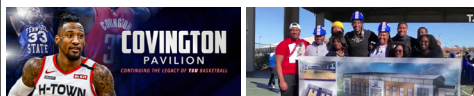
- ▶ TSU is one of two NCAA Division I HBCU that competes outside of the MEAC or SWAC (Hampton competes in the Big South)
- ▶ Of the four D-1 schools in Nashville (TSU, Belmont, Lipscomb and Vanderbilt), TSU is the only public university
- ▶ Notable alumni include
  - Oprah Winfrey
  - Anthony Mason (NBA)
  - Dick Barnett (NBA)
  - Dominique Rodgers-Comartie (NFL) - Oakland Raiders
  - Ed "Too Tall" Jones (NFL)
  - Anthony Levine (NFL) - Baltimore Ravens
  - Richard Dent (NFL)
  - Wilma Rudolph (Track)

**OHIO VALLEY CONFERENCE STANDINGS ▶▶**

SCHOOL	OVC	PCT.	CONF.STREAK	OVERALL	PCT.	HOME	AWAY	NEUTRAL	STREAK
Belmont	2-0	1.000	W2	8-1	0.889	2-1	3-0	3-0	W5
Jacksonville State	2-0	1.000	W2	6-2	0.750	2-0	1-2	3-0	W3
UT Martin	1-0	1.000	W1	3-2	0.600	2-1	1-1	0-0	L2
SIUE	1-0	1.000	W1	3-4	0.429	0-1	2-2	1-1	W1
Eastern Kentucky	1-1	0.500	L1	7-2	0.778	4-0	1-2	2-0	W2
Austin Peay	1-1	0.500	W1	5-3	0.625	3-1	0-1	2-1	W1
Murray State	1-1	0.500	L1	4-3	0.571	4-0	0-3	0-0	L1
Morehead State	1-2	0.333	L1	4-6	0.400	4-1	0-4	0-1	L2
Eastern Illinois	0-0	0.000	---	3-4	0.429	2-0	1-4	0-0	W1
Southeast Missouri	0-1	0.000	L1	2-5	0.286	1-2	0-3	1-0	L4
Tennessee State	0-2	0.000	L2	1-4	0.200	1-2	0-2	0-0	L1
Tennessee Tech	0-2	0.000	L2	0-9	0.000	0-2	0-7	0-0	L9

**TSU IN THE NBA ▶▶**

- ▶ TSU has had 14 former players compete in an NBA game
- ▶ Robert Covington was recently traded to Portland after a NBA playoff run with the Houston Rockets. Covington played two seasons with the Timberwolves after five-years in Philly and one with the Houston Rockets
- ▶ Covington earned '10 OVC All-Newcomer Team, '11&'12 All-OVC First Team and '13 All-OVC Second Team
- ▶ Tahjere McCall signed to the Hawks training camp roster after a successful summer season with the team.
- ▶ Notable former Tigers are Anthony Mason, Carlos Rogers, Dick "Skull" Barnett, Ted "Hound" McClain, Lloyd Neal & Leonard "Truck" Robinson

**COVINGTON PAVILION ▶▶**

- ▶ On Nov. 12, TSU basketball alumn and current Portland Trail Blazers forward Rob Covington announced the donation of a new practice facility to be used by men's and women's Basketball.
- ▶ The facility, located just steps away from the Gentry Center will feature two courts, locker rooms and offices for both programs.
- ▶ "I love my alma mater, I'm not donating a new practice facility for the recognition or because I NEED to – I am doing it because I truly WANT to. I know what the school didn't have when I was here as a student and I want future generations of kids to have the best resources available to them, to build their futures both on and off the court. I want them to step on this campus and feel like their dreams can come true here, because mine really did."

**CONSECUTIVE GAMES WITH A 3 ▶▶**

# 883

- ▶ TSU has made a three-pointer in ^^ consecutive games
- ▶ Last time TSU didn't make a 3 was Dec. 29, 1990 at Colorado, going 0-for-16 in a 124-86 loss.
- ▶ The streak dates back 26 years and is the longest active streak in the OVC.
- ▶ On the streak, TSU has shot 5,915-for-17,346 (34.1 percent) on three-pointers

**TSU'S RECORD WHEN... ▶▶**

VENUE	'20-21	Collins' Career
Overall	1-4	28-40
Home	1-2	18-12
Away	0-2	7-27
Neutral	0-0	3-1
HALFTIME	'20-21	Collins' Career
When TSU leads at halftime	1-1	22-5
When TSU trails at halftime	0-3	6-34
When TSU is tied at halftime	0-0	0-1
SCORING OFFENSE	'20-21	Collins' Career
When TSU scores 100+ points	0-0	2-0
When TSU scores 90-99 points	1-0	3-0
When TSU scores 80-89 points	0-0	7-3
When TSU scores 70-79 points	0-0	11-11
When TSU scores 60-69 points	0-4	5-20
When TSU scores 50-59 points	0-0	0-3
When TSU scores 40-49 points	0-0	0-3
When TSU scores 30-39 points	0-0	0-0
SCORING DEFENSE	'20-21	Collins' Career
When TSU allows 100+ points	0-0	0-1
When TSU allows 90-99 points	0-0	0-6
When TSU allows 80-89 points	0-1	2-13
When TSU allows 70-79 points	0-1	10-11
When TSU allows 60-69 points	1-2	11-6
When TSU allows 50-59 points	0-0	6-2
When TSU allows 40-49 points	0-0	1-0
When TSU allows 30-39 points	0-0	0-0
OVERTIME	'20-21	Collins' Career
One Overtime	0-0	2-0
Double Overtime	0-0	1-0
Triple Overtime	0-0	0-0
MONTH	'20-21	Collins' Career
November	0-0	7-7
December	1-4	5-11
January	0-0	8-10
February	0-0	7-10
March	0-0	1-1
REBOUNDS	'20-21	Collins' Career
When TSU leads in rebounds	1-1	22-15
When opponent leads in rebounds	0-3	5-23
When game ends tied in rebounds	0-0	1-2
ASSISTS	'19-20	Collins' Career
When TSU leads in assists	1-1	20-14
When opponent leads in assists	0-2	4-21
When game ends tied in assists	0-1	3-4

## LEADS, DEFICITS, ETC. ▶▶

5

## 2020-21 TSU SINGLE-GAME SUPERLATIVES ▶▶

### POINTS SCORED

**Team:** 90 - vs Crowley's Ridge (12/19/20)

**Individual:** 26- Mark Freeman- at Belmont (12/8/20)

### FIELD GOALS MADE

**Team:** 33 - vs Crowley's Ridge (12/19/20)

**Individual:** 10 - Mark Freeman- at Belmont (12/8/20)

### 3-POINTERS MADE

**Team:** 8 - vs Crowley's Ridge (12/19/20)

**Individual:** 2 - Mark Freeman - at Belmont (12/8/20)

### FREE THROWS MADE

**Team:** 16 - vs Crowley's Ridge (12/19/20)

**Individual:** 4 - Mark Freeman - at IUPUI (12/12/20)

### FIELD GOAL PERCENTAGE

**Team:** 50.0% (33-of-66) - vs Crowley's Ridge (12/19/20)

**3-Point:** 27.6% (8-of-29)- vs Crowley's Ridge (12/19/20)

**Free Throw:** 76.9% (10-of-13) - vs Belmont (12/18/20)

### REBOUNDS

**Team:** 47 - at IUPUI (12/12/20)

**Individual:** 8 - Shakem Johnson- at IUPUI (12/12/20)

### ASSISTS

**Team:** 20 - vs Crowley's Ridge (12/19/20)

**Individual:** 6 - Mark Freeman -vs Chattanooga (12/22/20)

### STEALS

**Team:** 11 - vs Crowley's Ridge (12/19/20)

**Individual:** 3 - Mark Freeman- at IUPUI (12/12/20)

### BLOCKS

**Team:** 4 - vs Belmont (12/18/20)

**Individual:** 2 - Yusuf Mohamed - at IUPUI (12/12/20)

## CLOSE CALLS VS. HIGH MAJORS ▶▶

▶ Tennessee State has given a number of high major programs a scare in the last few seasons

### 12/29/15 - AT TENNESSEE - L, 74-69

▶ TSU held a 43-36 halftime lead

▶ The Tigers led for 28:19 of the 40 minutes



### 12/10/16 - AT NC STATE - L, 67-55 (OT)

▶ TSU led by eight with 15:13 left in the second half

▶ The Tigers led for 26:50 of the 45 minutes



### 12/19/16 - AT #5/4 DUKE - L, 65-55

▶ TSU led by five with 6:47 left in the first half

▶ TSU had a two-point lead with 14:15 left in the game

▶ Tigers held Duke to 28% shooting in the first half



### 12/18/17 - AT RV/RV - TEXAS - L, 47-46

▶ Texas scored a jumper with 9.2 seconds left for the win

▶ TSU held Texas to 35.3 percent shooting



### 12/18/19 - AT INDIANA STATE - L, 78-72

▶ TSU outscored ISU 23-13 in the final 8 minutes.

▶ TSU held Indiana State to 25 percent three-point shooting, when the team averaged 42.4 percent from the distance.



## PRESEASON AWARDS ▶▶

▶ Carlos Marshall, Jr. the team's returning leading scorer was named to the Ohio Valley Conference's preseason All-Conference team.

▶ Due to a hip injury, Marshall will be out indefinitely.



## LINEUP RECORDS ▶▶

#	STARTERS	RECORD
1.	Freeman, Johal, Barrett, Johnson, Linder	1-4

## 2020-21 TSU GAME-BY-GAME HIGHS ▶▶

Date	Opponent	Points	Rebounds	Assists	Outcome
12/8	at Belmont*	Freeman (26)	Mohamed/Johnson (6)	Barrett (4)	L, 79-64
12/12	at IUPUI	Johnson (17)	Johnson (8)	Freeman/Johal (3)	L, 69-66
12/18	vs. Belmont*	Barrett (17)	Johnson (5)	Johal (3)	L, 88-63
12/19	vs. Crowley's Ridge	Fitzgerald Jr. (17)	Johnson (9)	Freeman (5)	W, 90-68
12/22	vs. Chattanooga	Freeman (20)	Johnson (6)	Freeman (6)	L, 66-63
12/30	vs. Austin Peay*				

\* Ohio Valley Conference Regular Season Game

## STARTERS ▶▶

Date	Opponent	Guard	Guard	Guard	Guard/Forward	Forward	Outcome
12/8	at Belmont	Freeman	Johal	Barrett	Johnson	Linder	L, 79-64
12/12	at IUPUI	Freeman	Johal	Barrett	Johnson	Linder	L, 69-66
12/18	vs. Belmont	Freeman	Johal	Barrett	Johnson	Linder	L, 88-63
12/19	vs. Crowley's Ridge	Freeman	Johal	Barrett	Johnson	Linder	W, 90-68
12/22	vs. Chattanooga	Freeman	Johal	Barrett	Johnson	Linder	L, 66-63
12/30	vs. Austin Peay						

**LAST TIME IT HAPPENED FOR TENNESSEE STATE ▶▶**

TSU played a multi-overtime game.....vs. Morehead State, (2/7/19), W, 81-80

TSU won an overtime game.....at Tennessee Tech, (2/1/20), W, 72-67 (OT)

TSU lost an overtime game.....vs. Tennessee Tech (1/6/18), L, 87-81 (OT)

TSU scored 100+ points in a game.....vs. Alabama A&M (11/5/19), W, 106-66

TSU allowed 100+ points in a game.....at Murray State (1/26/19), L, 100-62

TSU scored 90-99 points in a game.....vs. Fisk (11/18/19), W, 99-65

TSU allowed 90-99 points in a game.....vs. Austin Peay (1/23/20), L, 99-74

TSU won a game on a neutral site.....vs. Morehead State (3/4/20), W, 74-67

TSU won by 20-29 points .....vs Crowley's Ridge (12/19/20), W, 90-68

TSU won by 30 or more points.....vs. Fisk, (11/18/19), W, 99-65

TSU lost by 20 or more points.....vs Belmont, (12/18/20), L, 88-63

a TSU player had a double-double.....at ECU, (2/20/20), Shakem Johnson, 10 pts, 10r

two TSU players had double-doubles.....at Jacksonville State (1/30/20), Shakem Johnson 18p, 10r; Wesley Harris 14p, 11 r

three TSU players had double-doubles.....at Lipscomb (12/3/16), W. Martin -- 16 p, 12 r; J. Reed - 11 p, 14 r; T. McCall - 10 p, 11 r

two TSU players with 20-29 points.....vs. Tennessee Tech (1/6/18), Delano Spencer 20; Christian Mekowulu 20

two TSU players with 30+ points.....at Western Kentucky (12/01/18), Kamar McKnight 30; Donte Fitzpatrick-Dorsey 25

four TSU players scored 10 or more points.....vs Tennessee Tech, 2/15/20

.....M. Fitzgerald (17), Mark Freeman (16), Monty Johal (12), Josh Linder (10)

five TSU players scored 10 or more points.....vs. Crowley's Ridge (12/19/20)

.....C. Marshall (15), E. Egbuta (15), J. Brown (11), J. Washington (11), W. Harris (10)

six TSU players scored 10 points or more.....vs. Fisk (11/18/19)

.....W. Harris (15), E. Egbuta (15), C. Marshall Jr (13), M. Littlejohn (13), J. Brown (11)

.....J. Washington (10)

multiple TSU players had 10 or more rebounds.....at Jacksonville State (1/30/20), C. Marshall 13, W. Harris 11, S. Johnson 10

a TSU player had 20-29 points.....Mark Freeman (12/22/20) vs. Chattanooga, 20

a TSU player had 30 or more points.....at Western Kentucky (12/01/18), Kamar McKnight 30

a TSU player had back-to-back 30+ point games.....Keron DeShields, at Belmont (1/24/16), 33; at Tennessee Tech (1/28/16), 37

a TSU player had back-to-back 40+ point games.....Anthony Mason, at Eastern Kentucky (1/23/88), 44; at Morehead State (1/25/88), 43

a TSU player at 20 or more rebounds.....at Loyola (MD) (11/13/15), Wayne Martin, 21

a TSU player had 20+ points and 20 + rebounds.....at Loyola (MD) (11/13/15), Wayne Martin, 27 p, 21 r

a TSU player had 10 or more assists.....Tahjere McCall, at SIUE (1/25/17), 12

TSU won an OVC Playoff Game.....Morehead St. (3/4/20), W, 74-67

TSU lost an OVC Playoff Game.....Eastern Kentucky (3/5/20), L, 58-48

a TSU player won OVC Player of the Week.....Christian Mekowulu (12/4/17)

a TSU player won OVC Newcomer of the Week.....Shakem Johnson (12/23/19)

a TSU player won OVC Freshman of the Week.....Armani Chaney (2/15/16) - Co-Freshman of the Week

Beat a Team Ranked in the AP Top 25.....2/9/12 - at #9 Murray State, W, 72-68

Lost to a Team Ranked in the AP Top 25.....11/21/19 - at #12 Texas Tech, 75-57

Received Votes in the AP Top 25.....11/28/16 - 2 votes

**POSTSEASON HISTORY ▶▶**

NCAA Division I Tournament Appearances: 2

▶ '93, '94

NCAA Division I Tournament Record

▶ 0-2

NCAA Division II Tournament Appearances: 8

▶ '63, '67, '70, '71, '72, '73, '74, '75

NCAA Division II Tournament Record

▶ 19-9

NAIA National Championships: 3

▶ '57, '58, '59

NAIA Tournament Appearances: 7

▶ '53, '54, '56, '57, '58, '59, '60

OVC Regular Season Championships: 2

▶ '93, '95

OVC Tournament Championships: 2

▶ '93, '94

OVC Tournament Appearances: 29

▶ '88, '89, '90, '91, '92, '93, '94, '95, '96, '97, '98, '99, '00, '01, '02, '04, '05, '06, '07, '08, '09, '10, '11, '12, '13, '16, '17, '18, '20

OVC Tournament Record

▶ 13-27

CollegeInsider.com Postseason Tournament Appearances: 4

▶ '12, '13, '16, '20\*

\*Was canceled due to COVID-10





► 3rd SEASON AS TSU'S HEAD COACH ► ALMA MATER: BELMONT '06

“It means the world to me to be the Head Coach at TSU. Once I decided to get into the business, my eyes were always set on this job. To have the opportunity to not only unite an institution, but also a city where I grew up in, is priceless. This is truly a dream come true that I will not take for granted. ► **BRIAN ‘PENNY’ COLLINS**

 <b>Tennessee State</b> Graduate Assistant 2007 - 08	 <b>Tennessee State</b> Director of Ops. 2008 - 09	 <b>Cumberland</b> Assistant Coach 2009 - 12	 <b>Columbia State</b> Head Coach 2012 - 2015	 <b>ETSU</b> Assistant Coach 2015 - 17	 <b>Illinois State</b> Assistant Coach 2017 - 18	 <b>Tennessee State</b> Head Coach 2018-present	<b>PATH TO TSU</b>
--	--	--	---	--	---	---	------------------------

#### ► AT A GLANCE

- HOMETOWN** ► Nashville, Tenn.
- FAMILY** ► Wife: Lakeya Collins; Son: History Collins
- EDUCATION** ► Tennessee State University, 2009 (Master's Degree)  
 ► Belmont University, 2006 (Bachelor's Degree)  
 ► Whites Creek High School, 2002

#### ► BRIAN ‘PENNY’ COLLINS BY THE NUMBERS

<b>2</b>	<b>NCAA TOURNAMENT APPEARANCES</b> 1 - As a Player at Belmont (2006) 1 - As an Assistant Coach at East Tennessee State (2017)
<b>2007-09</b>	<b>PREVIOUS TENURE AT TSU</b> 2007-08 - Graduate Assistant 2008-09 - Director of Operations
<b>18th</b>	<b>YEAR IN COLLEGE BASKETBALL</b> 4 - As a Player at Belmont 14th - In various roles at various universities
<b>27-36</b>	<b>COMBINED RECORD AT THE HELM OF THE TIGERS</b> 9-21 in first season at the helm of TSU 51-20 in two seasons as an assistant at ETSU 18-15 in one season as an assistant at Illinois State
<b>8</b>	<b>ALL-CONFERENCE PLAYERS IN LAST 3 SEASONS</b> 2 - At Tennessee State 2 - At Illinois State 4 - At East Tennessee State
<b>5</b>	<b>STRAIGHT CONFERENCE TITLE GAME APPEARANCES</b> 1 Appearance at Illinois State // 2 Appearances at ETSU 2 Appearances at Columbia State
<b>1,199</b>	<b>CAREER POINTS AS A GUARD AT BELMONT</b> Ranks in top 15 in school history for the team's NCAA era Also had 435 assists (5th most in Belmont's NCAA era)

#### ► AS A COACH

- Officially introduced at a press conference on March 26, 2018
- Tied the win record at Gentry in 2019-20 with 11
- Won first OVC Tournament game since 2016 in year two, finished season 18-15
- 18th head coach in program history
- Second stint at TSU - worked under Cy Alexander (2007-09)
- Graduate Assistant - 2007-08 season
- Director of Basketball Operations - 2008-09
- One season (2017-18) as an Assistant Coach for Dan Muller at Illinois State
- Team went 18-15 and made Missouri Valley Conference Championship Game
- Two seasons (2015-17) as an Assistant Coach at East Tennessee State under Steve Forbes
- Buccaneers went 51-20 during his two seasons (2015-17)
- ETSU won the 2017 Southern Conference Tournament
- 13 seed in the 2017 NCAA Tournament
- Three seasons (2012-15) as Head Coach at Columbia State (JUCO) in Columbia, Tenn.
- Back-to-back NJCAA National Tournament appearances
- 2014 Elite Eight
- 2015 Sweet 16
- 2014 Tennessee Community College Athletic Association Coach of the Year
- 2015 NJCAA District 7 Coach of the Year after winning the Region 7 Championship
- Three seasons (2009-12) as an Assistant Coach at Cumberland (NAIA) in Lebanon, Tenn.
- Worked for Lonnie Thompson

#### ► AS A PLAYER

- Played high school basketball at nearby Whites Creek
- Starred at Belmont for Rick Byrd
- Served as a co-captain for the Bruins in their first-ever NCAA Division I Tournament appearance during his senior year in 2006 (Atlantic Sun Champions).
- Four-year starter, scored 1,199 career points and graduated as Belmont's all-time leader for assists and steals in the Division I era.
- Played professionally for the Kouvolat Bears in Finland and the Bakersfield Jam of the NBA Development League.





**MARK FREEMAN**  
5-10 | 160 | So. | G  
Memphis, Tenn.



**MARCUS FITZGERALD, JR.**  
6-2 | 175 | Fr. | G  
Nashville, Tenn.



**CARLOS MARSHALL, JR.**  
6-6 | 210 | R-Jr. | G  
Memphis, Tenn.



**AMOREY WOMACK**  
6-1 | 185 | R-Fr. | G  
St. Louis, Mo.



**SHAKEM JOHNSON**  
6-7 | 210 | Sr. | F  
Youngstown, Ohio



**JON BROWN**  
6-8 | 180 | Sr. | G  
Miami, Fla.



**MONTY JOHAL**  
6-3 | 185 | R-So. | G  
Springfield, Mo.



**SHAKWON BARRETT**  
6-5 | 180 | Jr. | G  
Toronto, Ontario



**EVAN JOYNER**  
6-8 | 180 | Fr. | G  
Greensboro, NC



**MASON GREEN**  
6-10 | 220 | R-Jr. | F  
Ellenwood, Ga.



**DEVONTE LANIER**  
6-7 | 213 | Jr. | F  
Huntsville, Ala.



**DONNIE MALONE**  
6-2 | 185 | Sr. | G  
Memphis, Tenn.



**JOSH LINDER**  
6-8 | 210 | Sr. | F  
Kathleen, Ga.



**RAVEL MOODY**  
6-6 | 200 | Sr. | G  
Denver, Co.



**YUSUF MOHAMED**  
6-10 | 200 | Jr. | F  
Seattle, Wa.



**SAMONE NELSON, JR.**  
6-9 | 235 | R-Jr. | F  
Memphis, Tenn.



**BRIAN 'PENNY' COLLINS**  
Head Coach  
3rd Season  
Belmont '06



**BEN WALKER**  
Assistant Coach  
3rd Season  
Creighton '01



**JERRY NICHOLS**  
Assistant Coach  
3rd Season  
Arkansas State '06



**RUSS WILLEMSEN**  
Assistant Coach  
3rd Season  
Lee '04

**2020-21 STATISTICS - OVERALL ▶▶****Tennessee State Combined Team Statistics (as of Dec 22, 2020)  
All games**

<b>RECORD:</b>	<b>OVERALL</b>	<b>HOME</b>	<b>AWAY</b>	<b>NEUTRAL</b>
ALL GAMES	1-4	1-2	0-2	0-0
CONFERENCE	0-2	0-1	0-1	0-0
NON-CONFERENCE	1-2	1-1	0-1	0-0

#	Player	gp-gs	min	avg	Total		3-Point		F-Throw		Rebounds				pf	dq	a	to	blk	stl	pts	avg
					fg-fga	fg%	3fg-fga	3fg%	ft-fa	ft%	off	def	tot	avg								
00	Freeman, Mark	5-5	164	32.8	32-73	.438	6-27	.222	18-22	.818	1	17	18	3.6	10	0	18	18	0	9	88	17.6
04	Johnson, Shakem	5-5	123	24.6	19-38	.500	0-0	.000	5-15	.333	17	17	34	6.8	15	1	9	5	2	3	43	8.6
22	Linder, Josh	5-5	93	18.6	19-29	.655	0-1	.000	4-10	.400	6	17	23	4.6	20	2	3	13	2	2	42	8.4
01	Fitzgerald Jr., Marc	4-0	81	20.3	12-32	.375	6-20	.300	2-2	1.000	4	8	12	3.0	9	0	6	5	1	5	32	8.0
11	Barrett, Shakwon	5-5	137	27.4	15-33	.455	4-14	.286	0-1	.000	6	15	21	4.2	11	0	12	8	1	6	34	6.8
10	Johal, Monty	5-5	117	23.4	11-37	.297	4-22	.182	4-4	1.000	3	14	17	3.4	9	0	8	5	2	4	30	6.0
24	Mohamed, Yusuf	5-0	78	15.6	8-30	.267	3-16	.188	7-12	.583	5	18	23	4.6	15	1	3	10	3	2	26	5.2
13	Green, Mason	5-0	43	8.6	6-13	.462	0-0	.000	8-10	.800	1	5	6	1.2	16	1	0	6	2	0	20	4.0
23	Moody, Ravel	5-0	62	12.4	6-15	.400	0-4	.000	2-4	.500	2	5	7	1.4	8	0	2	6	0	4	14	2.8
03	Womack, Amorey	5-0	52	10.4	3-8	.375	2-5	.400	2-4	.500	1	5	6	1.2	1	0	3	0	0	0	10	2.0
20	Malone, Donnie	3-0	14	4.7	1-1	1.000	1-1	1.000	0-0	.000	0	0	0	0.0	3	0	1	0	0	0	3	1.0
15	Lanier, Devonte	4-0	18	4.5	2-4	.500	0-0	.000	0-0	.000	0	5	5	1.3	1	0	0	1	2	0	4	1.0
05	Brown, Jon	2-0	13	6.5	0-1	.000	0-1	.000	0-0	.000	0	0	0	0.0	0	0	0	1	0	0	0	0.0
34	Nelson Jr., Samone	1-0	2	2.0	0-1	.000	0-1	.000	0-0	.000	0	0	0	0.0	0	0	0	0	0	0	0	0.0
12	Joyner, Evan	1-0	3	3.0	0-0	.000	0-0	.000	0-0	.000	0	0	0	0.0	0	0	0	1	0	0	0	0.0
Team											9	5	14					2				
Total.....		5	1000		134-315	.425	26-112	.232	52-84	.619	55	131	186	37.2	118	5	65	81	15	35	346	69.2
Opponents.....		5	1000		120-287	.418	39-109	.358	91-132	.689	57	144	201	40.2	87	-	64	83	22	33	370	74.0

<b>TEAM STATISTICS</b>	<b>TSUM</b>	<b>OPP</b>
SCORING	346	370
Points per game	69.2	74.0
Scoring margin	-4.8	-
FIELD GOALS-ATT	134-315	120-287
Field goal pct	.425	.418
3 POINT FG-ATT	26-112	39-109
3-point FG pct	.232	.358
3-pt FG made per game	5.2	7.8
FREE THROWS-ATT	52-84	91-132
Free throw pct	.619	.689
F-Throws made per game	10.4	18.2
REBOUNDS	186	201
Rebounds per game	37.2	40.2
Rebounding margin	-3.0	-
ASSISTS	65	64
Assists per game	13.0	12.8
TURNOVERS	81	83
Turnovers per game	16.2	16.6
Turnover margin	+0.4	-
Assist/turnover ratio	0.8	0.8
STEALS	35	33
Steals per game	7.0	6.6
BLOCKS	15	22
Blocks per game	3.0	4.4
ATTENDANCE	371	250
Home games-Avg/Game	3-124	2-125
Neutral site-Avg/Game	-	0-0

<b>Date</b>	<b>Opponent</b>		<b>Score</b>	<b>Att.</b>
* 12/08/20	at Belmont	L	64-79	250
12/12/20	at IUPUI	L	66-69	0
* 12/18/20	BELMONT	L	63-88	224
12/19/20	CROWLEY'S RIDGE	W	90-68	0
12/22/20	CHATTANOOGA	L	63-66	147

\* - Conference game

<b>Score by Periods</b>	<b>1st</b>	<b>2nd</b>	<b>Totals</b>
Tennessee State	158	188	346
Opponents	163	207	370

**2020-21 STATISTICS - OVC ▶▶****Tennessee State Combined Team Statistics (as of Dec 22, 2020)  
Conference games**

<b>RECORD:</b>	<b>OVERALL</b>	<b>HOME</b>	<b>AWAY</b>	<b>NEUTRAL</b>
ALL GAMES	0-2	0-1	0-1	0-0
CONFERENCE	0-2	0-1	0-1	0-0
NON-CONFERENCE	0-0	0-0	0-0	0-0

#	Player	gp-gs	min	avg	Total		3-Point		F-Throw		Rebounds				pf	dq	a	to	blk	stl	pts	avg
					fg-fga	fg%	3fg-fga	3fg%	ft-fa	ft%	off	def	tot	avg								
00	Freeman, Mark	2-2	61	30.5	13-25	.520	3-10	.300	9-10	.900	0	6	6	3.0	5	0	4	9	0	3	38	19.0
11	Barrett, Shakwon	2-2	57	28.5	10-20	.500	4-8	.500	0-1	.000	2	5	7	3.5	5	0	5	4	0	4	24	12.0
22	Linder, Josh	2-2	40	20.0	5-10	.500	0-1	.000	2-4	.500	1	8	9	4.5	7	0	0	5	1	1	12	6.0
10	Johal, Monty	2-2	54	27.0	3-13	.231	1-9	.111	4-4	1.000	0	6	6	3.0	4	0	4	2	2	2	11	5.5
23	Moody, Ravel	2-0	26	13.0	4-8	.500	0-2	.000	1-2	.500	1	2	3	1.5	4	0	0	2	0	1	9	4.5
04	Johnson, Shakem	2-2	39	19.5	3-10	.300	0-0	.000	2-6	.333	5	6	11	5.5	8	1	1	3	1	1	8	4.0
24	Mohamed, Yusuf	2-0	28	14.0	2-9	.222	1-6	.167	2-4	.500	3	7	10	5.0	7	1	1	4	0	1	7	3.5
01	Fitzgerald Jr., Marc	2-0	36	18.0	3-13	.231	1-9	.111	0-0	.000	2	1	3	1.5	4	0	3	3	0	1	7	3.5
13	Green, Mason	2-0	18	9.0	2-7	.286	0-0	.000	2-4	.500	1	0	1	0.5	8	1	0	2	1	0	6	3.0
03	Womack, Amorey	2-0	15	7.5	2-3	.667	1-1	1.000	0-2	.000	0	3	3	1.5	0	0	0	0	0	0	5	2.5
15	Lanier, Devonte	2-0	12	6.0	0-1	.000	0-0	.000	0-0	.000	0	2	2	1.0	0	0	0	0	1	0	0	0.0
05	Brown, Jon	1-0	9	9.0	0-1	.000	0-1	.000	0-0	.000	0	0	0	0.0	0	0	0	0	0	0	0	0.0
20	Malone, Donnie	2-0	5	2.5	0-0	.000	0-0	.000	0-0	.000	0	0	0	0.0	2	0	0	0	0	0	0	0.0
Team											2	0	2					1				
Total.....		2	400		47-120	.392	11-47	.234	22-37	.595	17	46	63	31.5	54	3	18	35	6	14	127	63.5
Opponents.....		2	400		54-114	.474	18-47	.383	41-57	.719	22	63	85	42.5	36	-	29	32	7	16	167	83.5

<b>TEAM STATISTICS</b>	<b>TSUM</b>	<b>OPP</b>	<b>Date</b>	<b>Opponent</b>	<b>Score</b>	<b>Att.</b>
SCORING	127	167	* 12/08/20	at Belmont	L 64-79	250
Points per game	63.5	83.5	* 12/18/20	BELMONT	L 63-88	224
Scoring margin	-20.0	-	* - Conference game			
FIELD GOALS-ATT	47-120	54-114				
Field goal pct	.392	.474				
3 POINT FG-ATT	11-47	18-47				
3-point FG pct	.234	.383				
3-pt FG made per game	5.5	9.0				
FREE THROWS-ATT	22-37	41-57				
Free throw pct	.595	.719				
F-Throws made per game	11.0	20.5				
REBOUNDS	63	85				
Rebounds per game	31.5	42.5				
Rebounding margin	-11.0	-				
ASSISTS	18	29				
Assists per game	9.0	14.5				
TURNOVERS	35	32				
Turnovers per game	17.5	16.0				
Turnover margin	-1.5	-				
Assist/turnover ratio	0.5	0.9				
STEALS	14	16				
Steals per game	7.0	8.0				
BLOCKS	6	7				
Blocks per game	3.0	3.5				
ATTENDANCE	224	250				
Home games-Avg/Game	1-224	1-250				
Neutral site-Avg/Game	-	0-0				

<b>Score by Periods</b>	<b>1st</b>	<b>2nd</b>	<b>Totals</b>
Tennessee State	53	74	127
Opponents	67	100	167



**GAME 1 ▶▶ 12/08/20 - Belmont - Away - L - 79-64**

**Official Basketball Box Score -- Game Totals -- Final Statistics**  
**Tennessee State vs Belmont**  
**12/08/20 6:30 pm at Nashville, TN**

**Tennessee State 64 • 0-1,0-1 OVC**

#	Player	Total		3-Ptr		Rebounds		PF	TP	A	TO	Blk	Stl	Min
		FG-FGA	FG-FGA	FT-FTA	Off Def Tot	Off Def Tot	Off Def Tot							
04	Johnson,Shakem	f	1-5	0-0	0-4	2 4 6	5 2 0	1	0	1	0	0	0	19
22	Linder,Josh	f	3-5	0-0	1-2	0 5 5	4 7 0	3	0	3	0	1	0	25
00	Freeman,Mark	g	10-16	2-6	4-4	0 3 3	4 26 2	5	0	0	0	0	0	29
10	Johal,Monty	g	1-6	0-4	4-4	0 4 4	3 6 1	0	0	0	0	0	0	23
11	Barrett,Shakwon	g	3-8	1-3	0-0	1 3 4	3 7 4	2	0	2	0	2	2	24
01	Fitzgerald Jr.,Marc		1-6	0-3	0-0	2 1 3	2 2 2	1	0	0	0	0	0	17
03	Womack,Amorey		2-2	1-1	0-2	0 3 0	0 5 0	0	0	0	0	0	0	14
05	Brown,Jon		0-4	0-1	0-0	0 0 0	0 0 0	0	0	0	0	0	0	9
13	Green,Mason		0-4	0-0	0-2	0 0 0	5 0 0	0	0	0	1	0	0	8
15	Lanier,Devonte		0-1	0-0	0-0	0 2 0	0 0 0	0	0	0	0	1	0	8
20	Malone,Donnie		0-0	0-0	0-0	0 0 0	1 0 0	0	0	0	0	0	0	1
23	Moody,Ravel		2-4	0-0	1-2	1 1 2	1 5 0	0	0	0	0	1	1	11
24	Mohamed,Yusuf		1-5	0-3	2-4	3 3 6	5 4 0	2	0	2	0	1	1	12
Team					1 0 1									
Totals			24-63	4-21	12-24	10 29 39	33 64 9	14	2	5				200

FG % 1st Half: 11-32 34.4% 2nd half: 13-31 41.9% Game: 24-63 38.1%  
 3FG % 1st Half: 1-10 10.0% 2nd half: 3-11 27.3% Game: 4-21 19.0%  
 FT % 1st Half: 3-8 37.5% 2nd half: 9-16 56.3% Game: 12-24 50.0%

**Belmont 79 • 4-1,1-0 OVC**

#	Player	Total		3-Ptr		Rebounds		PF	TP	A	TO	Blk	Stl	Min
		FG-FGA	FG-FGA	FT-FTA	Off Def Tot	Off Def Tot	Off Def Tot							
10	Caleb Hollander	f	1-4	0-3	1-2	0 3 3	4 3 2	2	2	0	0	0	0	14
33	Nick Muszynski	c	3-10	0-0	16-21	5 6 11	0 22 0	0	2	0	2	0	0	27
02	Grayson Murphy	g	5-7	0-1	0-0	1 8 9	3 10 3	0	0	2	3	0	0	24
03	Luke Smith	g	8-15	7-10	0-0	0 4 4	2 23 1	0	0	0	3	3	3	33
22	Ben Sheppard	g	2-4	1-3	2-4	1 2 3	4 7 2	4	1	0	1	0	0	26
00	Even Brauns		0-1	0-0	0-0	0 0 0	3 0 0	2	1	0	0	0	0	6
01	Mitch Listau		0-1	0-1	0-0	0 1 1	1 0 0	1	1	0	1	1	0	9
11	Michael Shanks		0-0	0-0	1-2	0 0 0	1 1 0	1	0	1	0	0	0	6
12	EJ Bellinger		0-1	0-0	2-2	0 2 2	0 2 0	0	0	0	1	1	0	5
20	Tate Pierson		0-2	0-2	0-0	0 3 3	1 0 2	0	0	0	1	1	0	13
21	Derek Sabin		0-0	0-0	1-4	1 2 3	0 1 0	2	3	0	0	0	0	5
24	JaCobi Wood		3-7	2-3	2-2	0 2 2	0 10 2	2	0	2	0	1	1	18
25	Frank Jakubicek		0-0	0-0	0-0	0 0 0	0 0 0	0	0	0	0	0	0	4
Team					0 2 2									
Totals			22-52	10-23	25-37	8 35 43	19 79 12	15	5	8				200

FG % 1st Half: 13-31 41.9% 2nd half: 9-21 42.9% Game: 22-52 42.3%  
 3FG % 1st Half: 4-11 36.4% 2nd half: 6-12 50.0% Game: 10-23 43.5%  
 FT % 1st Half: 3-5 60.0% 2nd half: 22-32 68.8% Game: 25-37 67.6%

Officials: Chase Shaw,Alfred Smith,Kevin Mathis

Technical fouls: Tennessee State-None. Belmont-None.

Attendance: 250

2020-21 Men's Basketball. Round: 0. Belmont vs Tennessee St.. Played at Curb E

Score by periods	1st	2nd	Total
Tennessee State	26	38	64
Belmont	33	46	79

**GAME 3 ▶▶ 12/18/20 - Belmont - HOME**

**Official Basketball Box Score -- Game Totals -- Final Statistics**  
**Belmont vs Tennessee State**  
**12/18/20 8:00 pm at Nashville, TN**

**Belmont 88 • 7-1,2-0 OVC**

#	Player	Total		3-Ptr		Rebounds		PF	TP	A	TO	Blk	Stl	Min
		FG-FGA	FG-FGA	FT-FTA	Off Def Tot	Off Def Tot	Off Def Tot							
10	Caleb Hollander	f	3-4	0-1	0-0	0 3 3	1 6 1	0	0	1	0	0	0	17
33	Nick Muszynski	c	3-4	0-0	4-4	2 5 7	2 10 1	1	3	1	0	1	0	18
02	Grayson Murphy	g	4-7	0-2	0-0	2 7 9	0 8 3	1	0	1	0	1	0	24
03	Luke Smith	g	4-11	2-6	0-0	1 3 4	1 10 2	2	2	0	4	0	0	28
22	Ben Sheppard	g	1-5	0-2	3-4	2 3 5	3 5 2	1	0	0	0	0	0	16
00	Even Brauns		2-4	0-0	0-0	1 2 3	2 4 1	0	0	0	0	0	0	11
01	Mitch Listau		4-7	3-6	0-0	0 0 0	0 11 0	1	0	1	0	0	0	17
12	EJ Bellinger		2-3	1-2	0-0	0 3 3	2 5 1	3	0	1	3	0	1	10
20	Tate Pierson		0-1	0-1	1-2	2 1 3	0 1 3	1	0	1	0	0	0	17
21	Derek Sabin		2-2	0-0	2-2	0 1 1	2 6 0	1	1	0	1	0	0	9
24	JaCobi Wood		6-13	1-3	6-8	2 0 2	4 19 3	3	4	0	1	2	0	27
25	Frank Jakubicek		1-1	1-1	0-0	0 0 0	0 3 0	0	0	0	0	0	0	6
Team					2 0 2									
Totals			32-62	8-24	16-20	14 28 42	17 88 17	17	17	2	8			200

FG % 1st Half: 12-32 37.5% 2nd half: 20-30 66.7% Game: 32-62 51.6%  
 3FG % 1st Half: 1-11 9.1% 2nd half: 7-13 53.8% Game: 8-24 33.3%  
 FT % 1st Half: 9-12 75.0% 2nd half: 7-8 87.5% Game: 16-20 80.0%

**Tennessee State 63 • 0-3,0-2 OVC**

#	Player	Total		3-Ptr		Rebounds		PF	TP	A	TO	Blk	Stl	Min
		FG-FGA	FG-FGA	FT-FTA	Off Def Tot	Off Def Tot	Off Def Tot							
04	Johnson,Shakem	f	2-5	0-0	2-2	3 2 5	3 6 1	2	1	2	1	1	0	20
22	Linder,Josh	f	2-5	0-1	1-2	1 3 4	3 5 0	2	1	0	2	1	0	15
00	Freeman,Mark	g	3-9	1-4	5-6	0 3 3	1 12 2	4	0	3	0	3	3	32
10	Johal,Monty	g	2-7	1-5	0-0	0 2 2	1 5 3	2	2	2	2	2	3	31
11	Barrett,Shakwon	g	7-12	3-5	0-1	1 2 3	2 17 1	2	0	2	2	3	3	33
01	Fitzgerald Jr.,Marc		2-7	1-6	0-0	0 0 0	2 5 1	2	0	1	2	0	1	19
03	Womack,Amorey		0-1	0-0	0-0	0 0 0	0 0 0	0	0	0	0	0	0	1
13	Green,Mason		2-3	0-0	2-2	1 0 1	3 6 0	2	0	0	2	0	0	10
15	Lanier,Devonte		0-0	0-0	0-0	0 0 0	0 0 0	0	0	0	0	0	0	4
20	Malone,Donnie		0-0	0-0	0-0	0 0 0	1 0 0	0	0	0	0	0	0	4
23	Moody,Ravel		2-4	0-2	0-0	0 1 1	3 4 0	2	0	2	0	0	0	15
24	Mohamed,Yusuf		1-4	1-3	0-0	0 4 4	2 3 1	2	0	0	0	0	0	16
Team					1 0 1									
Totals			23-57	7-26	10-13	7 17 24	21 63 9	21	63	9	21	4	9	200

FG % 1st Half: 10-28 35.7% 2nd half: 13-29 44.8% Game: 23-57 40.4%  
 3FG % 1st Half: 2-12 16.7% 2nd half: 5-14 35.7% Game: 7-26 26.9%  
 FT % 1st Half: 5-7 71.4% 2nd half: 5-6 83.3% Game: 10-13 76.9%

Officials: Alex Manuel,John St. Clair,Steve Divine

Technical fouls: Belmont-None. Tennessee State-None.

Attendance: 224

2020-21 Men's Basketball. Round: 0. Belmont vs Tennessee St.. Played at Gentry

Score by periods	1st	2nd	Total
Belmont	34	54	88
Tennessee State	27	36	63

Score by periods	1st	2nd	Total
Belmont	34	54	88
Tennessee State	27	36	63

Score by periods	1st	2nd	Total
Belmont	34	54	88
Tennessee State	27	36	63

Score by periods	1st	2nd	Total
Belmont	34	54	88
Tennessee State	27	36	63

Score by periods	1st	2nd	Total
Belmont	34	54	88
Tennessee State	27	36	63

Score by periods	1st	2nd	Total
Belmont	34	54	88
Tennessee State	27	36	63

Score by periods	1st	2nd	Total
Belmont	34	54	88
Tennessee State	27	36	63

Score by periods	1st	2nd	Total
Belmont	34	54	88
Tennessee State	27	36	63

Score by periods	1st	2nd	Total
Belmont	34	54	88
Tennessee State	27	36	63

Score by periods	1st	2nd	Total
Belmont	34	54	88
Tennessee State	27	36	63

Score by periods	1st	2nd	Total
Belmont	34	54	88
Tennessee State	27	36	63

Score by periods	1st	2nd	Total
Belmont	34	54	88
Tennessee State	27	36	63

Score by periods	1st	2nd	Total
Belmont	34	54	88
Tennessee State	27	36	63

Score by periods	1st	2nd	Total
Belmont	34	54	88
Tennessee State	27	36	63

Score by periods	1st	2nd	Total
Belmont	34	54	88
Tennessee State	27	36	63

Score by periods	1st	2nd	Total
Belmont	34	54	88
Tennessee State	27	36	63

Score by periods	1st	2nd	Total
Belmont	34	54	88
Tennessee State	27	36	63

Score by periods	
------------------	--



## GAME 5 ▶▶ 12/22/20 - Chattanooga - HOME - L - 66-63

**Official Basketball Box Score -- Game Totals -- Final Statistics**  
**Chattanooga vs Tennessee State**  
**12/22/20 2:00 pm at Nashville, TN**

**Chattanooga 66 • 9-0,0-0 SoCon**

##	Player		Total		3-Ptr		Rebounds			PF	TP	A	TO	Blk	Stl	Min
			FG-FGA	FG-FGA	FT-FTA	FT-FTA	Off	Def	Tot							
21	Josh Ayeni	f	1-3	0-0	1-2	1-2	0	3	3	3	3	0	2	0	1	14
33	Stefan Kenic	f	2-6	1-3	11-13	11-13	1	5	6	2	16	1	1	0	1	35
00	A.J. Caldwell	g	0-2	0-2	0-0	0-0	0	4	4	0	0	3	2	2	1	39
02	Jamaal Walker	g	3-7	3-4	0-0	0-0	1	0	1	1	9	0	1	0	0	35
13	Malachi Smith	g	9-20	1-4	10-11	3	10	13	4	29	1	5	0	1	1	36
01	KC Hankton		0-3	0-2	3-4	2	3	5	4	3	1	0	0	0	0	22
11	Mark Tikhonenko		0-0	0-0	0-0	0	0	0	0	0	0	0	0	0	0	0+
23	Trey Doomes		2-6	1-3	1-3	1	5	6	2	6	2	3	2	0	0	18
25	Jaden Frazier		0-0	0-0	0-0	0	0	0	0	0	0	0	0	0	0	1
Team							1	0	1				1			
Totals			17-47	6-18	26-33	9	30	39	16	66	8	15	4	4	200	

FG % 1st Half: 7-23 30.4% 2nd half: 10-24 41.7% Game: 17-47 36.2% Deadball  
 3FG % 1st Half: 1-9 11.1% 2nd half: 5-9 55.6% Game: 6-18 33.3% Rebounds  
 FT % 1st Half: 10-13 76.9% 2nd half: 16-20 80.0% Game: 26-33 78.8% 3

**Tennessee State 63 • 1-4,0-2 OVC**

##	Player		Total		3-Ptr		Rebounds			PF	TP	A	TO	Blk	Stl	Min
			FG-FGA	FG-FGA	FT-FTA	FT-FTA	Off	Def	Tot							
04	Johnson,Shakem	f	5-10	0-0	1-3	3	3	6	2	11	3	0	1	0	0	25
22	Linder,Josh	f	6-8	0-0	1-3	2	2	4	5	13	0	2	1	0	0	25
00	Freeman,Mark	g	9-23	1-7	1-3	0	5	5	2	20	6	2	0	0	0	39
10	Johal,Monty	g	2-8	1-5	0-0	1	3	4	2	5	1	0	0	0	0	20
11	Barrett,Shakwon	g	1-2	0-1	0-0	0	3	3	3	2	2	1	1	1	1	29
03	Womack,Amorey		1-2	1-2	2-2	1	1	2	1	5	1	0	0	0	0	25
13	Green,Mason		2-3	0-0	0-0	0	1	1	4	4	0	2	0	0	0	8
15	Lanier,Devonte		0-0	0-0	0-0	0	1	1	0	0	0	0	0	0	0	2
23	Moody,Ravel		0-0	0-0	0-0	0	1	1	1	0	0	2	0	1	10	10
24	Mohamed,Yusuf		1-4	1-4	0-0	0	3	3	3	3	0	3	0	0	0	17
Team							1	2	3							
Totals			27-60	4-19	5-11	8	25	33	23	63	13	12	3	2	200	

FG % 1st Half: 12-27 44.4% 2nd half: 15-33 45.5% Game: 27-60 45.0% Deadball  
 3FG % 1st Half: 1-7 14.3% 2nd half: 3-12 25.0% Game: 4-19 21.1% Rebounds  
 FT % 1st Half: 3-6 50.0% 2nd half: 2-5 40.0% Game: 5-11 45.5% 1

Officials: John Garrett,James Hicks,Kevin Driver  
 Technical fouls: Chattanooga-None. Tennessee State-None.  
 Attendance: 147  
 2020-21 Men's Basketball. Round: 0. Chattanooga vs Tennessee St.. Played at Ge

Score by periods			1st	2nd	Total						
Chattanooga			25	41	66						
Tennessee State			28	35	63						

In	Off	2nd	Fast
Paint	T/O	Chance	Break
Points	Paint	T/O	Chance
UTC	22	13	7
TSUM	40	14	7

Last FG - UTC 2nd-00:15, TSUM 2nd-00:08.  
 Largest lead - UTC by 3 2nd-00:15, TSUM by 13 2nd-09:45.  
 Score tied - 7 times.  
 Lead changed - 9 times.

## GAME 6 ▶▶ 12/30/20 - Austin Peay - HOME

## GAME 7 ▶▶ 1/2/21 - SEMO - AWAY

## GAME 8 ▶▶ 1/7/21 - UT Martin - HOME

CAREER HIGHS 20-21 AVERAGES

**MARK FREEMAN**5-10 | 160 | So. | G  
Memphis, Tenn.**PPG:** 17.6 | **RPG:** 3.6 | **APG:** 3.6**PTS** -- 26 (at Belmont, 12/8/20)**REB** -- 9 (vs EIU, 1/2/20)**AST** -- 9 (at EKU, 2/20/20)

- Finalist for 2018 Mr. Basketball alongside Tyler Harris and Alex Lomax
- 2x All-State Honoree
- Three-start recruit (ESPN & 247sports)

**MARCUS FITZGERALD JR**6-2 | 175 | Fr. | G  
Nashville, Tenn.**PPG:** 8.0 | **RPG:** 3.0 | **APG:** 1.5**PTS** -- 17 (vs Crowley's Ridge, 12/19/20)**REB** -- 6 (at IUPUI, 12/12/20)**AST** -- 2 (2x, last at IUPUI, 12/12/20)

- Ranked a 3-star recruit by 247sports
- Ranked as the top point guard in TN
- Led Pearl-Cohn to the Class AA state quarterfinals

**CARLOS MARSHALL JR**6-6 | 210 | R-Jr. | G  
Memphis, Tenn.**PPG:** -- | **RPG:** -- | **APG:** --**PTS** -- 25 (vs Alabama A&M., 11/05/19)**REB** -- 13 (at Jax State, 1/30/20)**AST** -- 6 (vs Fisk, 11/18/19)

- 2019-20 All-OVC Second Team
- 2020-21 Preseason All-OVC
- 2019-20 Leading scorer
- Hip injury, out indefinitely

**AMOREY WOMACK**6-1 | 185 | R-Fr. | G  
St. Louis, Mo.**PPG:** 2.0 | **RPG:** 1.2 | **APG:** 0.6**PTS** -- 5 (2x, last vs Chatt, 12/22/20)**REB** -- 3 (at Belmont, 12/8/20)**AST** -- 1 (3x, last vs Chatt, 12/22/20)

- Redshirted 2019-20 season at TSU
- Named 2019 McDonald's All-American finalist
- Played alongside Freeman in the EYBL


**SHAKEM JOHNSON**6-7 | 210 | Sr. | F  
Youngstown, Ohio**PPG:** 8.6 | **RPG:** 6.8 | **APG:** 1.8**PTS** -- 27 (vs Blue Mountain, 12/21/19)**REB** -- 11 (vs Morehead State, 1/16/20)**AST** -- 3 (3x, last vs Chatt, 12/22/20)

- Led the league in field goal percentage, averaging 62.4 percent
- Averaged 9.0 points, 5.3 rebounds and averaged 22.7 minutes per game as JR

CAREER HIGHS 20-21 AVERAGES

**MONTY JOHAL**6-3 | 185 | R-So. | G  
Springfield, Mo.**PPG:** 6.0 | **RPG:** 3.4 | **APG:** 1.6**PTS** -- 12 (vs Crowley's Ridge, 12/19/20)**REB** -- 5 (at IUPUI, 12/12/20)**AST** -- 3 (2x, last vs Belmont, 12/18/20)

- Redshirt 2018-19
- Missed 2019-20 season due to injury
- 2,500+ points at Glendale HS, most All-time in Springfield Public School history

**SHAKWON BARRETT**6-5 | 180 | Jr. | G  
Toronto, Ontario**PPG:** 6.8 | **RPG:** 4.2 | **APG:** 2.4**PTS** -- 17 (vs Belmont, 12/18/20)**REB** -- 6 (vs Crowley's Ridge, 12/19/20)**AST** -- 4 (at Belmont, 12/8/20)

- Averaged 8.7 points, 3.2 rebounds and 3.1 assists in 25.1 minutes per game at Northwest Florida State
- Played his freshman season at Tulane

**EVAN JOYNER**6-8 | 180 | Fr. | G  
Greensboro, NC**PPG:** -- | **RPG:** -- | **APG:** --**PTS** --**REB** --**AST** --

- Helped the HS to a 25-9 record as a senior
- USA National Prep Champion
- Played AAU for Garner Road, coached by NBA All Star David West

**MASON GREEN**6-10 | 220 | R-Jr. | F  
Ellenwood, Ga.**PPG:** 4.0 | **RPG:** 1.2 | **APG:** 0.0**PTS** -- 8 (vs Crowley's Ridge, 12/19/20)**REB** -- 2 (2x, last vs Crowley's Ridge, 12/19/20)**AST** --

- Redshirted 2019-20 season at TSU
- Averaged 8.6 points and 6.6 rebounds per game at Georgia Highlands
- Played freshman season at Mercer

**DEVONTE LANIER**6-7 | 213 | Jr. | F  
Huntsville, Ala.**PPG:** 1.0 | **RPG:** 1.3 | **APG:** 0.0**PTS** -- 4 (vs Crowley's Ridge, 12/19/20)**REB** -- 2 (2x, last vs Crowley's Ridge, 12/19/20)**AST** --

- Averaged 10 ppg and 10.6 rpg while shooting 61 percent from the field
- Recorded 76 blocks in year one at Lawson State ranking 13th in the nation

CAREER HIGHS 20-21 AVERAGES

**DONNIE MALONE**6-2 | 185 | Sr. | G  
Memphis, Tenn.**PPG:** 1.0 | **RPG:** 0.0 | **APG:** 0.3**PTS** -- 4 (at EKU, 2/20/20)**REB** -- 4 (vs Blue Mountain, 12/21/19)**AST** -- 1 (3x, last at Jax State, 1/30/20)

- Averaged 0.6 ppg, 0.5 rpg in 18 games
- Shot 71 percent from the floor
- Played alongside Marshall and Johnson at Southwest

**JOSH LINDER**6-8 | 210 | Sr. | F  
Kathleen, Ga.**PPG:** 8.4 | **RPG:** 4.6 | **APG:** 0.6**PTS** -- 13 (vs Crowley's Ridge, 12/19/20)**REB** -- 6 (vs Chatt, 12/22/20)**AST** -- 2 (vs Crowley's Ridge, 12/19/20)

- Played three seasons at Georgia State
- Ranked No. 3 forward in Georgia coming out of high school

**RAVEL MOODY**6-6 | 200 | Sr. | G  
Denver, Co.**PPG:** 2.8 | **RPG:** 1.4 | **APG:** 0.4**PTS** -- 14 (vs. Morehead State, 3/4/20)**REB** -- 6 (vs Lipscomb, 11/12/19)**AST** -- 3 (vs Blue Mountain, 12/21/19)

- NJCAA All-American Honorable Mention
- Averaged 13.9 ppg at Northeast Oklahoma
- Won district championship title, advancing to the NJCAA tournament
- Named Tournament MVP

**YUSUF MOHAMED**6-10 | 200 | Jr. | F  
Seattle, Wa.**PPG:** 5.2 | **RPG:** 4.6 | **APG:** 0.6**PTS** -- 11 (at IUPUI, 12/12/20)**REB** -- 7 (vs Crowley's Ridge, 12/19/20)**AST** -- 2 (vs Crowley's Ridge, 12/19/20)

- Averaged 12.1 points, 6.4 rebounds per game at North Idaho State
- Ranked 19th in the nation shooting 55.3 percent from the floor

**SAMONE MOHAMED**6-9 | 235 | R-Jr. | F  
Memphis, Tenn.**PPG:** -- | **RPG:** -- | **APG:** --**PTS** --**REB** --**AST** --

- Began collegiate career as a junior in 2019-20 at TSU

**TENNESSEE STATE UNIVERSITY TIGERS****PRONUNCIATION GUIDE**

##	NAME	PRONUNCIATION
#3	Amorey Womack	uh-MOR-ee
#4	Shakem Johnson	shuh-kim
#10	Monty Johal	JOE-hall
#11	Shakwon Barrett	shuh-kwon bare-it
#15	Devonte Lanier	luh-neer
#22	Josh Linder	LYNN-der
#23	Ravel Moody	RUH-vel

**NEXT 3 GAMES**

1/2	at SEMO	5 p.m.
1/7	vs UT Martin	8 p.m.
1/9	vs SEMO	5 p.m.

**2020-21 RECORD****1-4** OVERALL**0-2** OVC**BRIAN 'PENNY' COLLINS**3rd Season  
Belmont '06**TSU RECORD:** 28-40  
**CAREER RECORD:** SAME

- Assistant stops at Illinois St., ETSU & Cumberland
- HC at Columbia St. (2012-15)
- TSU GA in 2007-08 & DOBO in 2008-09
- Family moved from Memphis to Nashville at age 11