




























2020-21 TENNESSEE STATE MEN'S BASKETBALL GAME NOTES

2020-2021 SCHEDULE ▶▶

Overall: 3-12 | OVC: 2-10 | Home: 3-5 | Away: 0-7 | Neutral: 0-0

NOV 26		vs Coppin State	Canceled
NOV 27		at Marshall	Canceled
DEC 2		BELMONT ESPN+	Postponed
DEC 8		at Belmont ESPN+	L, 79-64
DEC 12		at IUPUI ESPN3	L, 69-66
DEC 18		BELMONT ESPN+	L, 88-63
DEC 19		CROWLEY'S RIDGE ESPN+	W, 90-68
DEC 22		CHATTANOOGA ESPN+	L, 66-63
DEC 30		AUSTIN PEAY ESPN+	L, 68-59
JAN 2		at Southeast Missouri* ESPN+	L, 20T, 79-83
JAN 7		UT MARTIN* ESPN+	W, 72-64
JAN 14		at Jacksonville State* ESPN+	L, 65-64
JAN 16		at Tennessee Tech* ESPN+	L, 74-71
JAN 19		SOUTHEAST MISSOURI* ESPN+	L, 63-59
JAN 21		SIU-EDWARDSVILLE* ESPN+	L, 67-65
JAN 23		EASTERN ILLINOIS* ESPN+	W, 65-54
JAN 28		at Murray State* ESPN+	L, 73-53
JAN 30		at Austin Peay* ESPN+	L, 71-56
FEB 4		at SIU-Edwardsville* ESPN+	4 p.m.
FEB 6		at Eastern Illinois* ESPN+	4 p.m.
FEB 11		MOREHEAD STATE* ESPN+	8 p.m.
FEB 13		EASTERN KENTUCKY* ESPN+	4 p.m.
FEB 18		TENNESSEE TECH* ESPN+	8 p.m.
FEB 20		JACKSONVILLE STATE* ESPN+	4 p.m.
FEB 25		at Morehead State* ESPN+	6 p.m.
FEB 27		at Eastern Kentucky* ESPN+	6 p.m.
MAR 4-7		Ohio Valley Conference Tournament ^ ESPN+ / ESPNU / ESPN2	

THE MATCHUP ▶▶



TENNESSEE STATE TIGERS

3-12, 2-10 OVC

Brian "Penny" Collins (3rd Season, Belmont '06)



SIU-EDWARDSVILLE COUGARS

6-8, 4-4

Brian Barone (2nd Season, Marquette, '00)

GAME DETAILS ▶▶

THE BASICS: Feb. 4, 2021 ▶ Edwardsville, Ill. ▶ First Community Center ▶ 1 p.m.

VIDEO: ESPN+

LISTEN: Big Blue Sports Network ▶ Greg Pogue (play by play) and Will Brown (color) on the call

LIVE STATS: StatBroadcast

AT A GLANCE ▶▶

▶ The Tennessee State men's basketball continues its road swing in Edwardsville, Illinois, to take on SIU-Edwardsville, Thursday, Feb. 4. Tip on ESPN+ and the Big Blue Sports Network is set for 1 p.m. at the First Community Center.

SEVEN WITHIN FOUR

▶ The Tigers have played seven games where a win was within just four points.

▶ IUPUI	69-66
▶ Chattanooga	66-63
▶ at SEMO	83-79 (20T)
▶ JSU	65-64
▶ Tennessee Tech	74-71
▶ SEMO	63-59
▶ SIUE	67-65

▶ With a career-best five blocks against SIUE, Mason Green is sixth in blocked shots per game (1.2). TSU is fifth in blocked shots per game (3.1).

▶ Shakem Johnson ranks eighth in offensive rebounds averaging 2.2 a game.

▶ When Freeman steps to the charity stripe is 51-of-67 (76.1 percent) for seventh in the OVC. He is also seventh in steals averaging 1.8 per game.

MAY I ASSIST?

▶ Mark Freeman averaged 4.2 assists as a freshman for the Tigers. Returning as the full-time starting point guard, the Memphis native has continued to lead the floor, averaging a team-high 3.7 apg.

OTR (ON THE ROAD)

▶ Big Blue has yet to win a game on the road and will look to do so in its first trip to Illinois this season. The Tigers are 0-7 when away from Gentry this season.

▶ The Tigers are 7-32 on the road under Coach Collins.

A WIN WOULD

▶ Mark TSU's 83rd win over the last six years and Coach Collins' 31st win as a head coach.

OVC LEADERS

▶ TSU defense ranks sixth in scoring defense allowing an average of 70.0 points, third in field goal percentage defense (41.6) fourth in 3-pt field goal defense (30.5), fifth in blocked shots (3.1 pg) seventh in defensive rebounding (25.4).

▶ Offensive efforts for the Tigers are led by Mark Freeman and Marcus Fitzgerald, Jr. who average 14.7 and 12.7 points per game, respectively.

▶ Shakem Johnson averages 57.1 percent from the floor, ranking ninth in the league and grabs 2.2 offensive rebounds per game.

▶ Marcus Fitzgerald, Jr. moved his way into the seventh spot in 3-pt field goals made with 25 total, averaging 1.9.

TENNESSEE STATE PROBABLE STARTERS ▶▶



MARK FREEMAN #0

5-10 | 160 | So. | G
Memphis, Tenn.

PPG	14.7
RPG	4.0
APG	3.7
MINS	33.5



RAVEL MOODY #23

6-6 | 200 | Sr. | G
Denver, Co.

PPG	7.8
RPG	3.6
APG	1.0
MINS	22.7



SHAKWON BARRETT #11

6-5 | 180 | Jr. | G
Toronto, Ontario

PPG	4.1
RPG	3.0
APG	1.7
MINS	22.7



MASON GREEN #13

6-10 | 220 | R-Jr. | F
Ellenwood, Ga.

PPG	4.1
RPG	1.9
APG	0.1
MINS	12.9



SHAKEM JOHNSON #4

6-7 | 210 | Sr. | F
Youngstown, Ohio

PPG	8.6
RPG	4.8
APG	1.2
MINS	23.6

CONNECT WITH TSU ATHLETICS ▶▶

MBB Contact: Ashley Fontenot
Email: afonteno@tnstate.edu
Cell: (615)586-8012



@TSU_Tigers
@TSUTigersMBB



@TSUTigers
@TSUTigersMBB

#BigBlueRising

2020-21 NUMERICAL ROSTER ▶▶

#	NAME	POS.	HT.	WT.	CL.	HOMETOWN (PREVIOUS SCHOOL)
0	Mark Freeman	G	5-10	160	So.	Memphis, Tenn. (The Skill Factory/Southwind HS)
1	Marcus Fitzgerald Jr.	G	6-2	175	Fr.	Nashville, Tenn. (Pearl-Cohn HS)
2	Carlos Marshall Jr.	G	6-6	210	R-Jr.	Memphis, Tenn. (Southwest Tennessee CC)
3	Amorey Womack	G	6-1	185	R-Fr.	St. Louis, Mo. (Webster Groves HS)
4	Shakem Johnson	F	6-7	210	Sr.	Youngstown, Ohio (Navarro College)
10	Monty Johal	G	6-3	185	R-Fr.	Springfield, Mo. (Glendale HS)
11	Shakwon Barrett	G	6-5	180	Jr.	Toronto, Ontario (Northwest Florida State)
12	Evan Joyner	F	6-8	180	Fr.	Greensboro, NC (Piedmont Classical HS)
13	Mason Green	F	6-10	220	R-Jr.	Ellenwood, Ga. (Georgia Highlands)
15	Devonte Lanier	F	6-7	213	Jr.	Huntsville, Ala. (Lawson State CC)
20	Donnie Malone	G	6-2	185	Sr.	Memphis, Tenn. (Southwest Tennessee CC)
22	Josh Linder	F	6-8	210	Jr.	Kathleen, Ga. (Georgia State)
23	Ravel Moody	G	6-6	200	Sr.	Denver, Co. (Northeastern Oklahoma)
24	Yusuf Mohamed	F	6-10	200	Jr.	Seattle, Wash. (North Idaho)
34	Samone Nelson Jr.	G	6-5	200	Sr.	Memphis, Tenn. (Central HS)

2020-21 ALPHABETICAL ROSTER ▶▶

#	NAME	POS.	HT.	WT.	CL.	HOMETOWN (PREVIOUS SCHOOL)
11	Shakwon Barrett	G	6-5	180	Jr.	Toronto, Ontario (Northwest Florida State)
1	Marcus Fitzgerald Jr.	G	6-2	175	Fr.	Nashville, Tenn. (Pearl-Cohn HS)
0	Mark Freeman	G	5-10	160	So.	Memphis, Tenn. (The Skill Factory/Southwind HS)
13	Mason Green	F	6-10	220	R-Jr.	Ellenwood, Ga. (Georgia Highlands)
10	Monty Johal	G	6-3	185	R-Fr.	Springfield, Mo. (Glendale HS)
4	Shakem Johnson	F	6-7	210	Sr.	Youngstown, Ohio (Navarro College)
12	Evan Joyner	F	6-8	180	Fr.	Greensboro, NC (Piedmont Classical HS)
15	Devonte Lanier	F	6-7	213	Jr.	Huntsville, Ala. (Lawson State CC)
22	Josh Linder	F	6-8	210	Jr.	Kathleen, Ga. (Georgia State)
20	Donnie Malone	G	6-2	185	Sr.	Memphis, Tenn. (Southwest Tennessee CC)
2	Carlos Marshall Jr.	G	6-6	210	R-Jr.	Memphis, Tenn. (Southwest Tennessee CC)
24	Yusuf Mohamed	F	6-10	200	Jr.	Seattle, Wash. (North Idaho)
23	Ravel Moody	G	6-6	200	Sr.	Denver, Co. (Northeastern Oklahoma)
34	Samone Nelson Jr.	G	6-5	200	Sr.	Memphis, Tenn. (Central HS)
3	Amorey Womack	G	6-1	185	R-Fr.	St. Louis, Mo. (Webster Groves HS)

2020-21 STAFF ▶▶**Head Coach:** Brian "Penny" Collins (Belmont, 2006), 3rd season**Assistant Coach:** Ben Walker (Creighton, 2001), 3rd season**Assistant Coach:** Jerry Nichols (Arkansas State, 2006), 3rd season**Assistant Coach:** Russ Willemsen (Lee [Tenn.], 2004) 3rd season**Director of Basketball Operations:** Josh Bone (Tennessee, 2011) 2nd season**Senior Advisor to the Head Coach:** Ricky Collins (UT Martin, 1978) 2nd Season

Senior Advisor to the Head Coach: Cy Alexander (Catawba College) 1st Season

Video Coordinator: Asa Duvall (Lipscomb, 2016) 2nd Season**2020-21 ROSTER BY CLASS ▶▶****SENIORS (4)**

#4	Shakem Johnson	Youngstown, Ohio
#20	Donnie Malone	Memphis, Tenn.
#22	Josh Linder	Kathleen, Ga.
#23	Ravel Moody	Denver, Colo.
#34	Samone Nelson Jr.	Memphis, Tenn.

JUNIORS (5)

#2	Carlos Marshall, Jr.	Memphis, Tenn.	#
#11	Shakwon Barrett	Toronto, Ontario	
#13	Mason Green	Ellenwood, Ga.	#
#15	Devonte Lanier	Huntsville, Ala.	
#24	Yusuf Mohamed	Seattle, Wa.	

SOPHOMORES (3)

#0	Mark Freeman	Memphis, Tenn.
#3	Amorey Womack	St. Louis, Mo.
#12	Monty Johal	Springfield, Mo.

FRESHMEN (2)

#1	Marcus Fitzgerald Jr.	Nashville, Tenn.
#12	Evan Joyner	Greensboro, NC

Has Already Utilized a redshirt

PRONUNCIATION GUIDE ▶▶

##	NAME	PRONUNCIATION
#3.....	Amorey Womack	uh-MOR-ee
#4.....	Shakem Johnson	shuh-kim
#10.....	Monty Johal	JOE-hall
#11.....	Shakwon Barrett	shuh-kwon bare-it
#15.....	Devonte Lanier.....	luh-neer
#22.....	Josh Linder	LYNN-der
#23.....	Ravel Moody	RUH-vel

INSIDE THE MATCHUP ▶▶

AT A GLANCE ▶▶

- ▶ This marks the 14th meeting between Tennessee State and SIUE.
- ▶ TSU leads the all-time series against SIUE 9-4.
- ▶ Coach Collins is 1-2 against the Cougars.
- ▶ TSU is 4-2 when taking on SIUE in Edwardsville.

BY THE NUMBERS ▶▶



3-12, 2-10

RECORD

66.1

PPG

70.0

OPP. PPG

.420

FG %

.416

OPP. FG %

.271

3-PT %

.305

OPP. 3-PT %

.661

FT %

34.5

REBS/GAME

-3.9

REBS +/-

10.6

AST/GAME

16.2

TO/GAME

6.9

STL/GAME

3.1

BLK/GAME



6-8, 4-4

67.9

72.3

.451

.441

.320

.338

.667

34.6

-

13.5

16.9

6.4

5.2

ALL-TIME SERIES ▶▶



VS



TSU'S RECORD

ALL-TIME SERIES.....	9-4
SINCE COLLINS BEGAN IN '18-19.....	1-2
SERIES STREAK.....	TSU 1L

RECENT MEETINGS

DATE	LOCATION	W/L	SCORE
1/9/2016	H	L	45-38
1/25/2017	A	W	63-60
1/13/2018	A	L	79-56
1/25/2018	H	W	85-57
2/21/2019	H	L	85-84
1/4/2020	H	W	79-74
1/21/2021	H	L	67-65

TENNESSEE STATE NEWS AND NOTES ▶▶

LAST TIME OUT

- ▶ At the end of a long second-half, the Austin Peay Governors walked away victorious over Tennessee State in the Clarksville, 71-56.
- ▶ A 16-point first half ultimately lost the game for Big Blue, forcing the Tigers into a 26-point deficit with only 20 minutes to recover. Mark Freeman and Ravel Moody led the Tigers with 16 points apiece, 14 scored in the second period when TSU outscored APSU 40-29.
- ▶ Amorey Womack, redshirt freshman had a career game with 12 points, three rebounds and two steals off the bench.

LAST TIME OUT AGAINST THE COUGARS

- ▶ Freshman point guard Marcus Fitzgerald, Jr. scored a thrilling 32 points in the comeback attempt that fell short as the SIUE-Edwardsville Cougars defeated the Tigers in its first game since Dec. 18, 67-65.
- ▶ Tied at 64 with 1:35 left in regulation, SIUE's Shamar Wright came up with a slam dunk to take a two-point lead. The Tigers trapped and played stand-up defense until it was time to foul.
- ▶ Foul one, a 51 percent free-throw shooter, missed both. Fitzgerald was fouled and made one, 66-65. Foul two, a 71 percent free throw shooter, made one, 67-65. On the final play, with two seconds on the clock, Ravel Moody passed cross court to Mohamed at the wing. Mohamed pulls up and misses.

UNPRECEDENTED START

- ▶ In a normal season, the Tigers would take on a slate of nonconference opponents before entering OVC play. This season Big Blue's first opponents out of the gate were the league's reigning champs, Belmont.
- ▶ In fact, TSU played the crosstown rival twice in 10 days, marking two of the first three games for the Tigers.
- ▶ Big Blue's season, like many across the country, had been delayed from its original Nov. 26 start date due to COVID protocols causing the team to miss two games against Coppin State and Marshall in Huntington, WV.

FROM THE SIX(TH)

- ▶ Tennessee State was picked to finish sixth by the Preseason Media Poll and conference poll of the head coaches and SIDs.
- ▶ Shakwon Barrett, junior guard, hails from Toronto, Ontario, serving as our first international player on the squad since Kamar McKnight in 2018, who was also from Toronto.

HBCU FAMILY

- ▶ Freshman Evan Joyner's father is Jay Joyner the 2018 MEAC Coach of the Year. Joyner coached the Aggies of NC A&T where he helped the team to its first 20-win season in 31 years.
- ▶ Senior Advisor to the Head Coach Cy Alexander served as the head coach at South Carolina State where he coaches the Bulldogs to a 276-200 record over a decade and a half. He then took the helm of the TSU Tigers from 2003-2009 before heading to NCA&T from 2012-2016.

UNITY PLEDGE



- ▶ The three divisional Student-Athlete Advisory Committees and the Board of Governors Student-Athlete Engagement Committee collaborated to create a unity pledge and logo that is represented on Big Blue's jerseys.
- ▶ The logo includes three different colored hands holding one another's wrists inside a circle with "United As One" at the bottom. The pledge debuted in a video Oct. 23 on the social media pages of the national SAACs.
- ▶ The pledge can be found on page 6.

"DESERVE TO WIN"

- ▶ TSU Head Coach Brian "Penny" Collins has dubbed "Deserve to Win" his phrase for the team.
- ▶ It is a philosophy that encompasses every aspect of the program from work in the weightroom to how the coaches and student-athletes interact with the community.
- ▶ The roster contains "well-rounded, high-character individuals, with high basketball IQs who lead by example on and off the court."

WHY PENNY?

- ▶ Head Coach Brian "Penny" Collins got his name as a kid. Collins, born in Memphis, moved to Nashville as a young pre-teen. In honor of his favorite college and NBA player, Penny Hardaway who played in his hometown, Collins would sport the Magic jersey while on the court. The name stuck.
- ▶ Collins claims both Memphis and Nashville as his hometown, as he was born in one, and raised in the other.


SWOOSH

- ▶ Tennessee State announced the switch to Nike summer of 2019 after sporting Adidas for many seasons.
- ▶ With the switch, TSU unveiled four new jerseys last season - a traditional white, blue as well as a black and throwback jersey featuring "The Big Blue" and striped shorts.
- ▶ Big Blue plans to unveil two additional uniforms throughout the 2020-21 season.
- ▶ Chandra Cheeseborough, current director of track and field at Tennessee State and olympic gold medalist was the first african american woman sponsored by Nike.

MARCUS FITZGERALD LEADING THE NATION

- ▶ In the Tigers' game against SIUE, Mark Freeman was out due to an injury sustained against SEMO. Fitzgerald, a freshman, took over and scored 32 points. The first 30+ point performance since Kamar McKnight at Western Kentucky, in December of 2018.
- ▶ Marcus is one-of-only-two freshmen in the nation to score 32 points. The other is LSU's Cameron Thomas.
- ▶ Fitzgerald, Jr. earned OVC Co-Newcomer of the Week for his performances against SIUE (12 pts), SEMO (32 pts), EIU (15 pts).

STAY LOCAL ▶▶



- ▶ Of the six individuals who make up the TSU coaching staff, five of them are either from the state of Tennessee or went to college in Tennessee.
- ▶ The roster contains four players from Tennessee - Mark Freeman (Memphis), Marcus Fitzgerald Jr. (Nashville) Carlos Marshall, Jr. (Memphis), Donnie Malone (Memphis) and Samone Nelson Jr. (Memphis).
- ▶ Evan Joyner, freshman from Greensboro, NC was born in Nashville.
- ▶ Three attended junior college in Tennessee at Southwest Tennessee Community College - Donnie Malone, Carlos Marshall, Jr.
- ▶ Carlos Marshall Jr. and Mark Freeman played together at Southwind High School in Memphis.

SIGNEES ▶▶



- ▶ Coach Collins signed Samuel Keita and Tajik Bartholomew to the 2021 class during the early signing period.
- ▶ Keita, a forward from London, averaged 5.5 points and 4.6 rebounds in just 17 games as a freshman at Casper College.
- ▶ Bartholomew out of Austin, Texas, is a 6-3 combo guard transferring in from Tohono O'odham where he averaged 14.4 points, 3.9 rebounds and 3.6 assists in 30 games.

OVC PRESEASON POLL ▶▶**COACHES/SIDS POLL ▶▶**

#	SCHOOL	POINTS
1.	Austin Peay(9)	226.
	Murray St. (10)	226
3.	Belmont	214
4.	Eastern Kentucky	173
5.	Eastern Illinois	153
6.	Tennessee State	139
7.	Jacksonville State	124
8.	Morehead St.	87
9.	Tennessee Tech	84
10.	UT Martin	80
11.	SIUE	48
12.	Southeast Missouri	30
(First Place Votes)		

MEDIA POLL ▶▶

#	SCHOOL	POINTS
1.	Austin Peay(6)	145
	Murray St. (6)	145
3.	Belmont (1)	127
4.	Eastern Kentucky	115
5.	Eastern Illinois	98
6.	Tennessee State	92
7.	Jacksonville State	80
8.	Tennessee Tech	56
9.	Morehead State	54
10.	UT Martin	46
11.	SIUE	29
12.	SEMO	17
(FIRST PLACE VOTES)		

WINS AMONG OVC SINCE '15-16 ▶▶

SCHOOL	'15-16	'16-17	'17-18	'18-19	'19-20	'20-21	6-YEAR
1. Belmont	20	23	23	21	24	18	128
2. Murray St.	17	16	24	21	22	8	108
3. Austin Peay	18	11	17	19	20	10	94
4. Jacksonville St.	8	20	20	19	13	10	90
5. TSU	20	17	15	9	18	3	82
6. Morehead St.	23	14	8	10	13	13	81
7. Eastern Kentucky	15	12	11	11	15	14	77
8. UT Martin	20	22	10	10	9	5	76
9. Eastern Illinois	13	14	11	14	17	6	76
10. Tennessee Tech	19	12	18	7	9	2	68
11. SEMO	5	15	14	8	7	6	55
12. SIUE	6	6	9	8	8	6	43

ABOUT TSU ▶▶

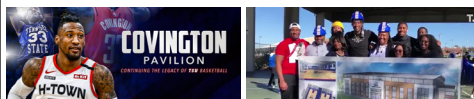
- ▶ TSU is one of two NCAA Division I HBCU that competes outside of the MEAC or SWAC (Hampton competes in the Big South)
- ▶ Of the four D-1 schools in Nashville (TSU, Belmont, Lipscomb and Vanderbilt), TSU is the only public university
- ▶ Notable alumni include
 - Oprah Winfrey
 - Anthony Mason (NBA)
 - Dick Barnett (NBA)
 - Dominique Rodgers-Comartie (NFL) - Oakland Raiders
 - Ed "Too Tall" Jones (NFL)
 - Anthony Levine (NFL) - Baltimore Ravens
 - Richard Dent (NFL)
 - Wilma Rudolph (Track)

OHIO VALLEY CONFERENCE STANDINGS ▶▶

SCHOOL	OVC	PCT.	CONF. STREAK	OVERALL	PCT.	HOME	AWAY	NEUTRAL	STREAK
Belmont	12-0	1.000	W12	18-1	0.947	7-1	8-0	3-0	W15
Eastern Kentucky	8-1	0.889	W7	14-2	0.875	8-0	4-2	2-0	W9
Morehead State	10-2	0.833	W9	13-6	0.684	8-1	5-4	0-1	W9
Austin Peay	6-4	0.600	W2	10-6	0.625	5-4	3-1	2-1	W2
Jacksonville State	6-5	0.545	L2	10-7	0.588	4-3	3-4	3-0	L2
SIUE	4-4	0.500	L2	6-8	0.429	0-3	5-4	1-1	L2
Murray State	5-6	0.455	W1	8-8	0.500	6-3	2-5	0-0	W1
Southeast Missouri	4-7	0.364	L1	6-11	0.353	4-4	1-7	1-0	L1
UT Martin	3-8	0.273	L1	5-10	0.333	4-4	1-6	0-0	L1
Eastern Illinois	3-9	0.250	W1	6-13	0.316	4-4	2-9	0-0	W1
Tennessee Tech	2-9	0.182	L3	2-16	0.111	2-4	0-12	0-0	L3
Tennessee State	2-10	0.167	L2	3-12	0.200	3-5	0-7	0-0	L2

TSU IN THE NBA ▶▶

- ▶ TSU has had 14 former players compete in an NBA game
- ▶ Robert Covington was recently traded to Portland after a NBA playoff run with the Houston Rockets. Covington played two seasons with the Timberwolves after five-years in Philly and one with the Houston Rockets
- ▶ Covington earned '10 OVC All-Newcomer Team, '11&'12 All-OVC First Team and '13 All-OVC Second Team
- ▶ Tahjere McCall signed to the Hawks training camp roster after a successful summer season with the team.
- ▶ Notable former Tigers are Anthony Mason, Carlos Rogers, Dick "Skull" Barnett, Ted "Hound" McClain, Lloyd Neal & Leonard "Truck" Robinson

COVINGTON PAVILION ▶▶

- ▶ On Nov. 12, TSU basketball alumn and current Portland Trail Blazers forward Rob Covington announced the donation of a new practice facility to be used by men's and women's Basketball.
- ▶ The facility, located just steps away from the Gentry Center will feature two courts, locker rooms and offices for both programs.
- ▶ "I love my alma mater, I'm not donating a new practice facility for the recognition or because I NEED to – I am doing it because I truly WANT to. I know what the school didn't have when I was here as a student and I want future generations of kids to have the best resources available to them, to build their futures both on and off the court. I want them to step on this campus and feel like their dreams can come true here, because mine really did."

CONSECUTIVE GAMES WITH A 3 ▶▶

893

- ▶ TSU has made a three-pointer in ^^ consecutive games
- ▶ Last time TSU didn't make a 3 was Dec. 29, 1990 at Colorado, going 0-for-16 in a 124-86 loss.
- ▶ The streak dates back 26 years and is the longest active streak in the OVC.
- ▶ On the streak, TSU has shot 5,970-for-17,545 (34.1 percent) on three-pointers

TSU'S RECORD WHEN... ▶▶

VENUE	'20-21	Collins' Career
Overall	3-12	30-48
Home	3-5	20-15
Away	0-7	7-32
Neutral	0-0	3-1
HALFTIME	'20-21	Collins' Career
When TSU leads at halftime	3-3	24-7
When TSU trails at halftime	0-9	6-40
When TSU is tied at halftime	0-0	0-1
SCORING OFFENSE	'20-21	Collins' Career
When TSU scores 100+ points	0-0	2-0
When TSU scores 90-99 points	1-0	3-0
When TSU scores 80-89 points	0-0	7-3
When TSU scores 70-79 points	1-2	12-13
When TSU scores 60-69 points	1-6	6-22
When TSU scores 50-59 points	0-4	0-7
When TSU scores 40-49 points	0-0	0-3
When TSU scores 30-39 points	0-0	0-0
SCORING DEFENSE	'20-21	Collins' Career
When TSU allows 100+ points	0-0	0-1
When TSU allows 90-99 points	0-0	0-6
When TSU allows 80-89 points	0-2	2-14
When TSU allows 70-79 points	0-4	10-14
When TSU allows 60-69 points	2-6	12-10
When TSU allows 50-59 points	1-0	7-2
When TSU allows 40-49 points	0-0	1-0
When TSU allows 30-39 points	0-0	0-0
OVERTIME	'20-21	Collins' Career
One Overtime	0-0	2-0
Double Overtime	0-1	1-1
Triple Overtime	0-0	0-0
MONTH	'20-21	Collins' Career
November	0-0	7-7
December	1-5	5-12
January	2-7	10-17
February	0-0	7-10
March	0-0	1-1
REBOUNDS	'20-21	Collins' Career
When TSU leads in rebounds	2-3	23-17
When opponent leads in rebounds	0-9	6-29
When game ends tied in rebounds	0-0	1-2
ASSISTS	'19-20	Collins' Career
When TSU leads in assists	2-3	21-16
When opponent leads in assists	1-7	5-26
When game ends tied in assists	0-2	3-5

TENNESSEE STATE NEWS AND NOTES ▶▶**MOODY COMFORTABLE IN THE STARTING LINEUP**

▶ Ravel Moody entered the starting lineup against UT Martin after a career game at SEMO where the Denver native notched 18 points, seven rebounds.

▶ He's continued to flourish in the position, nothing a career high 24 points, six rebounds at Jacksonville State.

RESCHEDULED

▶ TSU's schedule was altered for the fourth time this season as SEMO was forced to reschedule its rematch against the Tigers due to COVID-19 protocols and contact tracing resulting in Southeast Missouri not having the requisite number of student-athletes available for the contest.

▶ TSU was forced to cancel its first two meetings against Coppin State and Marshall as well as its first OVC matchup vs Belmont.

THE DUB

▶ After going 1-6, 0-4 the Tigers were hungry for its first OVC and Div. I win of the season versus the Skyhawks and were successful in its feat, defeating UT Martin 72-64 last Thursday evening.

FIVE-DAY RUN

▶ With three canceled games due to COVID-19 protocols, the Tigers added a Saturday-night game versus Crowley's Ridge late in the week, forcing the team to play three games in just five days in late December - all at home in the Gentry Center. Game one versus OVC rival Belmont occurred on Friday, Dec. 18. The team had a quick 25 hour turnaround to play Crowley's Ridge Saturday, Dec. 19. Big Blue has had just a 48 hour break before taking on another powerhouse in UTC.

▶ The team garnered a 1-2 record in the 120 hours with a 88-63 loss to Belmont, a 90-68 win over Crowley's Ridge and a 66-63 loss to Chattanooga.

COACH COLLINS' SUCCESS IN YEAR TWO

▶ Head Coach Brian "Penny" Collins enters his third season at the helm of the Tigers after a season of record breaking crowds, tying the home-win record (11) and topping the OVC in ESPN+ views.

▶ TSU ranked number one in the country over Memphis in increase in average attendance with a 342 percent increase. The Battle of the Penny's? West vs. Middle.

REAPPEARANCE OF CY THE GREAT

▶ The Collins era continues with the addition of former TSU head coach Cy Alexander as a senior advisor.

▶ Alexander gave Collins his start in the coaching industry as a graduate assistant in 2007.

▶ He spent his time at three major HBCU programs with the following records:

▶ South Carolina State: 276-200 (5 NCAA Tournaments)

▶ Tennessee State: 73-108

▶ North Carolina A&T: 21-35 (1 NCAA Tournament)

VETERANS OF THE GAME

▶ Of the nine Tiger newcomers, four have Division I playing experience.

▶ #11 - Shakwon Barrett - Tulane

▶ #13 - Mason Green - Mercer

▶ #22 - Josh Linder - Georgia State

▶ #34 - Samone Nelson Jr. - Tennessee State (redshirt)

TURNING OVER A NEW LEAF

▶ TSU is 32nd in the nation in turnovers forced with 21.21 this season.

NBA G-LEAGUE DRAFT

▶ Tahjere McCall was picked No. 5 in the NBA G-League Draft by the Lakeland Magic.

▶ McCall spent the last three seasons with the College Park Skyhawks and the Long Island Nets. In 2019-20, he appeared in 42 games for College Park, posting 12.6 points, 6.2 rebounds, 4.6 assists and 1.7 steals.

MEN'S BASKETBALL HISTORY (CONT. ON PAGE 6)

First Season	1944-45
National Championships	(3) NAIA - 1957, 1958 & 1959
20 Win Seasons.....	22
30 Win Seasons.....	3
Undefeated Seasons	(1) 1949

LESS CHEERING IN GENTRY CENTER

▶ Due to the ongoing pandemic, Tennessee State Athletics has announced it will be allowing approximately 15 percent capacity in the Gentry Center for home basketball games.

▶ There will be no lower level seating for fans.

Students seating will be located in sections A, B and C for both men's and women's games.

▶ A normal temperature will be required to enter the building. Temperature check devices will be located in the lobby upon entry.

▶ Fans and staff members are required to wear face coverings when entering, leaving and moving throughout the facility. Fans should wear face coverings when seated except while actively eating or drinking.

ZOOM ZOOM ZOOM

▶ Post-game press conferences will occur on zoom, approximately 18 minutes after the end of the game.

▶ Contact Ashley Fontenot at afonteno@tnstate.edu for the zoom information.

LEADS, DEFICITS, ETC. ▶▶

Date	Opponent	TSU's Largest Lead	TSU's Largest Deficit	Lead Changes	Score Tied	Rebounds TSU/OPP (+/-)	Paint PTS TSU/OPP (+/-)	2nd Chance PTS TSU/OPP (+/-)	Bench PTS TSU/OPP (+/-)	Outcome
12/8	at Belmont	None	22 (2nd - 6:05)	0	0	39/43 (-4)	34/20 (+14)	3/12 (-9)	16/14(+2)	L, 79-64
12/12	at IUPUI	6 (1st - 17:50)	10 (1st - 2:31)	7	5	47/40(+7)	46/20(+26)	10/8(+2)	22/22(-)	L, 69-66
12/18	vs Belmont	2 (1st - 14:34)	25 (2nd - 0:34)	2	3	24/42(-18)	30/42(-12)	6/18(-12)	18/49(-31)	L, 88-63
12/19	vs Crowley's Ridge	25 (2nd - 4:18)	6 (1st - 17:31)	2	3	43/37(+6)	48/30(+18)	24/16 (+8)	41/23 (+18)	W, 90-68
12/22	vs Chattanooga	13 (2nd - 9:45)	3 (2nd - 0:15)	9	7	33/39 (-6)	40/22 (+18)	7/7 (-)	9/12(-3)	L, 66-63
12/30	vs Austin Peay	None	13 (2nd - 13:39)	0	2	33/43 (-10)	10/32 (-22)	5/19 (-14)	19/13 (+6)	L, 68-59
1/2	at SEMO	9 (2nd - 2:03)	7 (1st - 5:38)	8	10	40/31 (+9)	30/20 (+10)	12/16 (-4)	33/12 (+21)	L (20T), 79-83
1/7	vs UT Martin	13 (2nd - 00:33)	9 (1st - 8:53)	3	4	28/30 (-2)	28/34 (-6)	6/13 (+7)	25/18 (+7)	W, 74-62
1/14	at Jacksonville State	14 (1st - 7:22)	2 (1st - 18:28)	4	3	32/35 (-3)	32/32(-)	8/6(+2)	5/17(-12)	L, 65-64
1/16	at Tennessee Tech	None	12 (1st - 2:38)	0	0	26/41 (-15)	36/26(+10)	5/10 (-5)	30/12 (+18)	L, 74-71
1/19	vs SEMO	3 (1st - 17:50)	10 (2nd - 6:56)	1	1	40/36 (+4)	36/20 (+16)	13/8 (+5)	4/17(-13)	L, 63-59
1/21	vs SIU-Edwardsville	14 (1st - 3:59)	15 (2nd - 6:06)	3	5	36/41 (-5)	32/32 (-)	8/23 (-15)	26/21(+5)	L, 67-65
1/23	vs Eastern Illinois	17 (2nd - 3:07)	1 (2nd - 15:33)	2	5	45/26(+19)	34/26(+8)	14/4(+10)	23/13(+10)	W, 65-54
1/28	at Murray State	1 (1st - 7:10)	23 (2nd - 00:24)	2	1	25/45(-20)	18/42 (-20)	2/10(-8)	31/31(-)	L, 73-53
1/30	at Austin Peay	None	26 (1st - 0:01)	0	0	26/46(-20)	20/20(-)	2/15(-13)	16/14(+2)	L, 71-56
2/4	at SIU-Edwardsville									
2/6	at Eastern Illinois									
2/11	vs Morehead State									
2/13	vs Eastern Kentucky									
2/18	vs Tennessee Tech									
2/20	vs Jacksonville State									
2/25	at Morehead State									
2/27	at Eastern Kentucky									

2020-21 TSU SINGLE-GAME SUPERLATIVES ▶▶**POINTS SCORED****Team:** 90 - vs Crowley's Ridge (12/19/20)**Individual:** 32- Marcus Fitzgerald, Jr. - vs SIUE(1/21/21)**FIELD GOALS MADE****Team:** 33 - vs Crowley's Ridge (12/19/20)**Individual:** 11 - Marcus Fitzgerald, Jr. - vs SIUE(1/21/21)**3-POINTERS MADE****Team:** 9 - vs UT Martin (1/7/21)**Individual:** 4 - Marcus Fitzgerald, Jr. - at SEMO (1/2/21), vs. UT Martin (1/7/21)**FREE THROWS MADE****Team:** 22 - at SEMO (1/2/21)**Individual:** 10 - Mark Freeman - at Murray State (1/28/21)**FIELD GOAL PERCENTAGE****Team:** 54.30% (25-of-46) - vs UT Martin (1/7/21)**3-Point:** 47.4% (9-of-19) - vs UT Martin (1/7/21)**Free Throw:** 88.2% (15-of-17) - at Murray State (1/28/21)**2020-21 TSU GAME-BY-GAME HIGHS ▶▶**

Date	Opponent	Points	Rebounds	Assists	Outcome
12/8	at Belmont*	Freeman (26)	Mohamed/Johnson (6)	Barrett (4)	L, 79-64
12/12	at IUPUI	Johnson (17)	Johnson (8)	Freeman/Johal (3)	L, 69-66
12/18	vs. Belmont*	Barrett (17)	Johnson (5)	Johal (3)	L, 88-63
12/19	vs. Crowley's Ridge	Fitzgerald Jr. (17)	Johnson (9)	Freeman (5)	W, 90-68
12/22	vs. Chattanooga	Freeman (20)	Johnson (6)	Freeman (6)	L, 66-63
12/30	vs. Austin Peay*	Fitzgerald, Jr. (13)	Womack/Linder (5)	Freeman (3)	L, 68-59
1/2	at SEMO*	Moody/Fitzgerald, Jr. (18)	Mohamed (9)	Freeman (7)	L 2OT, 79-83
1/7	vs UT Martin*	Fitzgerald, Jr. (21)	Barrett (5)	Freeman (5)	W, 74-62
1/14	at Jacksonville State*	Moody (24)	Freeman (8)	Freeman/Fitzgerald (2)	L, 65-64
1/16	at Tennessee Tech*	Mohamed/Johnson (14)	Mohamed (8)	Freeman (4)	L, 74-71
1/19	vs SEMO*	Johnson (18)	Moody (9)	Freeman (4)	L, 59-63
1/21	vs SIU-Edwardsville*	Fitzgerald, Jr. (32)	Mohamed (11)	Barrett (4)	L, 67-65
1/23	vs Eastern Illinois*	Fitzgerald, Jr. (15)	Mohamed (8)	Mohamed/Moody/Fitzgerald/Barrett (1)	W, 65-54
1/28	at Murray State*	Freeman (22)	Moody (5)	Freeman (4)	L, 73-53
1/30	at Austin Peay*	Moody/Freeman (16)	Mohamed (6)	Barrett (2)	L, 71-56
2/4	at SIU-Edwardsville*				
2/6	at Eastern Illinois*				
2/11	vs Morehead State*				
2/13	vs Eastern Kentucky*				
2/18	vs Tennessee Tech*				
2/20	vs Jacksonville State*				
2/25	at Morehead State*				
2/27	at Eastern Kentucky*				

STARTERS ▶▶

Date	Opponent	Guard	Guard	Guard	Guard/Forward	Forward	Outcome
12/8	at Belmont*	Freeman	Johal	Barrett	Johnson	Linder	L, 79-64
12/12	at IUPUI	Freeman	Johal	Barrett	Johnson	Linder	L, 69-66
12/18	vs. Belmont*	Freeman	Johal	Barrett	Johnson	Linder	L, 88-63
12/19	vs. Crowley's Ridge	Freeman	Johal	Barrett	Johnson	Linder	W, 90-68
12/22	vs. Chattanooga	Freeman	Johal	Barrett	Johnson	Linder	L, 66-63
12/30	vs. Austin Peay*	Freeman	Johal	Fitzgerald, Jr.	Johnson	Linder	L, 68-59
1/2	at SEMO*	Freeman	Johal	Fitzgerald, Jr.	Johnson	Linder	L 2OT, 79-83
1/7	vs UT Martin*	Freeman	Moody	Fitzgerald, Jr.	Johnson	Mohamed	W, 74-62
1/14	at Jacksonville State*	Freeman	Moody	Fitzgerald, Jr.	Johnson	Mohamed	L, 65-64
1/16	at Tennessee Tech*	Freeman	Fitzgerald, Jr.	Barrett	Moody	Johnson	L, 74-71
1/19	vs SEMO*	Freeman	Fitzgerald, Jr.	Moody	Green	Johnson	L, 59-63
1/21	vs SIU-Edwardsville*	Fitzgerald, Jr.	Barrett	Moody	Green	Johnson	L, 67-65
1/23	vs Eastern Illinois*	Fitzgerald, Jr.	Johal	Moody	Green	Mohamed	W, 65-54
1/28	at Murray State*	Fitzgerald, Jr.	Johal	Moody	Green	Mohamed	L, 73-53
1/30	at Austin Peay*	Freeman	Barrett	Moody	Green	Mohamed	L, 71-56
2/4	at SIU-Edwardsville*						
2/6	at Eastern Illinois*						
2/11	vs Morehead State*						
2/13	vs Eastern Kentucky*						
2/18	vs Tennessee Tech*						
2/20	vs Jacksonville State*						
2/25	at Morehead State*						
2/27	at Eastern Kentucky*						

CLOSE CALLS VS. HIGH MAJORS ▶▶

▶ Tennessee State has given a number of high major programs a scare in the last few seasons

12/29/15 - AT TENNESSEE - L, 74-69▶ TSU held a 43-36 halftime lead
▶ The Tigers led for 28:19 of the 40 minutes**12/10/16 - AT NC STATE - L, 67-55 (OT)**▶ TSU led by eight with 15:13 left in the second half
▶ The Tigers led for 26:50 of the 45 minutes**12/19/16 - AT #5/4 DUKE - L, 65-55**▶ TSU led by five with 6:47 left in the first half
▶ TSU had a two-point lead with 14:15 left in the game
▶ Tigers held Duke to 28% shooting in the first half**12/18/17 - AT RV/RV - TEXAS - L, 47-46**▶ Texas scored a jumper with 9.2 seconds left for the win
▶ TSU held Texas to 35.3 percent shooting**12/18/19 - AT INDIANA STATE - L, 78-72**▶ TSU outscored ISU 23-13 in the final 8 minutes.
▶ TSU held Indiana State to 25 percent three-point shooting, when the team averaged 42.4 percent from the distance.**PRESEASON AWARDS ▶▶**

▶ Carlos Marshall, Jr. the team's returning leading scorer was named to the Ohio Valley Conference's preseason All-Conference team.

▶ Due to a hip injury, Marshall will be out indefinitely.

**LINEUP RECORDS ▶▶**

# STARTERS	RECORD
1. Freeman, Johal, Barrett, Johnson, Linder	1-4
2. Freeman, Johal, Fitzgerald, Jr., Johnson, Linder	0-2
3. Freeman, Moody, Fitzgerald, Jr., Johnson, Mohamed	1-1
4. Freeman, Fitzgerald, Jr., Moody, Johnson, Barrett	0-1
5. Freeman, Fitzgerald, Jr., Moody, Green, Johnson	0-1
6. Fitzgerald, Jr., Barrett, Moody, Green, Johnson	0-1
7. Fitzgerald, Jr., Johal, Moody, Green, Mohamed	0-2
8. Freeman, Barrett, Moody, Green, Mohamed	0-1

UNITY PLEDGE ▶▶

I am an NCAA student-athlete and I pledge to be a Champion of Unity on my team, on my campus, and in my community.

I pledge to stand against all forces of division and separation.

I pledge to embrace differences and strive for inclusion and collaboration.

I pledge to stand against racism,

ism, hate, and discrimination.

I pledge to strive for love, care, and forgiveness.

I pledge to stand against silence, deceit, and obscurity.

I pledge to strive for dialogue, truth, and understanding.

I pledge to stand against fear and doubt.

I pledge to strive for trust and belief in one another.

I pledge to stand against complacency and stagnancy.

I pledge to strive for change and growth.

I commit to supporting my fellow student-athletes in all circumstances that impact them.

I commit to both choosing unity personally and encouraging it for all.

I pledge these things because we are stronger together.

#UnitedAsOne

LAST TIME IT HAPPENED FOR TENNESSEE STATE ▶▶

TSU played a multi-overtime game.....at SEMO, (1/2/21), L, 20T, 79-83

TSU won an overtime game.....at Tennessee Tech, (2/1/20), W, 72-67 (OT)

TSU lost an overtime game.....at SEMO, (1/2/21), L, 20T, 79-83

TSU scored 100+ points in a game.....vs. Alabama A&M (11/5/19), W, 106-66

TSU allowed 100+ points in a game.....at Murray State (1/26/19), L, 100-62

TSU scored 90-99 points in a game.....vs. Fisk (11/18/19), W, 99-65

TSU allowed 90-99 points in a game.....vs. Austin Peay (1/23/20), L, 99-74

TSU won a game on a neutral site.....vs. Morehead State (3/4/20), W, 74-67

TSU won by 20-29 pointsvs Crowley's Ridge (12/19/20), W, 90-68

TSU won by 30 or more points.....vs. Fisk, (11/18/19), W, 99-65

TSU lost by 20 or more points.....at Murray State (1/28/21), L, 73-53

a TSU player had a double-double.....vs SIUE (1/21/21) Yusuf Mohamed, 18 p, 11 r

two TSU players had double-doubles.....at Jacksonville State (1/30/20), Shakem Johnson 18p, 10r; Wesley Harris 14p, 11 r

three TSU players had double-doubles.....at Lipscomb (12/3/16), W. Martin -- 16 p, 12 r; J. Reed - 11 p, 14 r; T. McCall - 10 p, 11 r

two TSU players with 20-29 points.....vs. Tennessee Tech (1/6/18), Delano Spencer 20; Christian Mekowulu 20

two TSU players with 30+ points.....at Western Kentucky (12/01/18), Kamar McKnight 30; Donte Fitzpatrick-Dorsey 25

four TSU players scored 10 or more points.....vs Tennessee Tech, 2/15/20

.....M. Fitzgerald (17), Mark Freeman (16), Monty Johal (12), Josh Linder (10)

five TSU players scored 10 or more points.....vs. Crowley's Ridge (12/19/20)

.....C. Marshall (15), E. Egbuta (15), J. Brown (11), J. Washington (11), W. Harris (10)

six TSU players scored 10 points or more.....vs. Fisk (11/18/19)

.....W. Harris (15), E. Egbuta (15), C. Marshall Jr (13), M. Littlejohn (13), J. Brown (11)

.....J. Washington (10)

multiple TSU players had 10 or more rebounds.....at Jacksonville State (1/30/20), C. Marshall 13, W. Harris 11, S. Johnson 10

a TSU player had 20-29 points..... Mark Freeman at Murray State (1/28/21), 22

a TSU player had 30 or more points.....Marcus Fitzgerald, Jr. (1/21/21) vs. SIUE, 32

a TSU player had back-to-back 30+ point games.....Keron DeShields, at Belmont (1/24/16), 33; at Tennessee Tech (1/28/16), 37

a TSU player had back-to-back 40+ point games.....Anthony Mason, at Eastern Kentucky (1/23/88), 44; at Morehead State (1/25/88), 43

a TSU player at 20 or more rebounds.....at Loyola (MD) (11/13/15), Wayne Martin, 21

a TSU player had 20+ points and 20 + rebounds.....at Loyola (MD) (11/13/15), Wayne Martin, 27 p, 21 r

a TSU player had 10 or more assists.....Tahjere McCall, at SIUE (1/25/17), 12

TSU won an OVC Playoff Game.....Morehead St. (3/4/20), W, 74-67

TSU lost an OVC Playoff Game.....Eastern Kentucky (3/5/20), L, 58-48

a TSU player won OVC Player of the Week.....Christian Mekowulu (12/4/17)

a TSU player won OVC Newcomer of the Week.....Shakem Johnson (12/23/19)

a TSU player won OVC Freshman of the Week.....Armani Chaney (2/15/16) - Co-Freshman of the Week

Beat a Team Ranked in the AP Top 25.....2/9/12 - at #9 Murray State, W, 72-68

Lost to a Team Ranked in the AP Top 25.....11/21/19 - at #12 Texas Tech, 75-57

Received Votes in the AP Top 25.....11/28/16 - 2 votes

POSTSEASON HISTORY ▶▶

NCAA Division I Tournament Appearances: 2

▶ '93, '94

NCAA Division I Tournament Record

▶ 0-2

NCAA Division II Tournament Appearances: 8

▶ '63, '67, '70, '71, '72, '73, '74, '75

NCAA Division II Tournament Record

▶ 19-9

NAIA National Championships: 3

▶ '57, '58, '59

NAIA Tournament Appearances: 7

▶ '53, '54, '56, '57, '58, '59, '60

OVC Regular Season Championships: 2

▶ '93, '95

OVC Tournament Championships: 2

▶ '93, '94

OVC Tournament Appearances: 29

▶ '88, '89, '90, '91, '92, '93, '94, '95, '96, '97, '98, '99, '00, '01, '02, '04, '05, '06, '07, '08, '09, '10, '11, '12, '13, '16, '17, '18, '20

OVC Tournament Record

▶ 13-27

CollegeInsider.com Postseason Tournament Appearances: 4

▶ '12, '13, '16, '20*

*Was canceled due to COVID-10



► 3rd SEASON AS TSU'S HEAD COACH ► ALMA MATER: BELMONT '06

“It means the world to me to be the Head Coach at TSU. Once I decided to get into the business, my eyes were always set on this job. To have the opportunity to not only unite an institution, but also a city where I grew up in, is priceless. This is truly a dream come true that I will not take for granted. ► **BRIAN ‘PENNY’ COLLINS**

 Tennessee State Graduate Assistant 2007 - 08	 Tennessee State Director of Ops. 2008 - 09	 Cumberland Assistant Coach 2009 - 12	 Columbia State Head Coach 2012 - 2015	 ETSU Assistant Coach 2015 - 17	 Illinois State Assistant Coach 2017 - 18	 Tennessee State Head Coach 2018-present	PATH TO TSU
--	--	--	---	--	---	---	------------------------

► AT A GLANCE

- HOMETOWN** ► Nashville, Tenn.
- FAMILY** ► Wife: Lakeya Collins; Son: History Collins
- EDUCATION** ► Tennessee State University, 2009 (Master's Degree)
 ► Belmont University, 2006 (Bachelor's Degree)
 ► Whites Creek High School, 2002

► BRIAN ‘PENNY’ COLLINS BY THE NUMBERS

2	NCAA TOURNAMENT APPEARANCES 1 - As a Player at Belmont (2006) 1 - As an Assistant Coach at East Tennessee State (2017)
2007-09	PREVIOUS TENURE AT TSU 2007-08 - Graduate Assistant 2008-09 - Director of Operations
18th	YEAR IN COLLEGE BASKETBALL 4 - As a Player at Belmont 14th - In various roles at various universities
27-36	COMBINED RECORD AT THE HELM OF THE TIGERS 9-21 in first season at the helm of TSU 51-20 in two seasons as an assistant at ETSU 18-15 in one season as an assistant at Illinois State
8	ALL-CONFERENCE PLAYERS IN LAST 3 SEASONS 2 - At Tennessee State 2 - At Illinois State 4 - At East Tennessee State
5	STRAIGHT CONFERENCE TITLE GAME APPEARANCES 1 Appearance at Illinois State // 2 Appearances at ETSU 2 Appearances at Columbia State
1,199	CAREER POINTS AS A GUARD AT BELMONT Ranks in top 15 in school history for the team's NCAA era Also had 435 assists (5th most in Belmont's NCAA era)

► AS A COACH

- Officially introduced at a press conference on March 26, 2018
- Tied the win record at Gentry in 2019-20 with 11
- Won first OVC Tournament game since 2016 in year two, finished season 18-15
- 18th head coach in program history
- Second stint at TSU - worked under Cy Alexander (2007-09)
- Graduate Assistant - 2007-08 season
- Director of Basketball Operations - 2008-09
- One season (2017-18) as an Assistant Coach for Dan Muller at Illinois State
- Team went 18-15 and made Missouri Valley Conference Championship Game
- Two seasons (2015-17) as an Assistant Coach at East Tennessee State under Steve Forbes
- Buccaneers went 51-20 during his two seasons (2015-17)
- ETSU won the 2017 Southern Conference Tournament
- 13 seed in the 2017 NCAA Tournament
- Three seasons (2012-15) as Head Coach at Columbia State (JUCO) in Columbia, Tenn.
- Back-to-back NJCAA National Tournament appearances
- 2014 Elite Eight
- 2015 Sweet 16
- 2014 Tennessee Community College Athletic Association Coach of the Year
- 2015 NJCAA District 7 Coach of the Year after winning the Region 7 Championship
- Three seasons (2009-12) as an Assistant Coach at Cumberland (NAIA) in Lebanon, Tenn.
- Worked for Lonnie Thompson

► AS A PLAYER

- Played high school basketball at nearby Whites Creek
- Starred at Belmont for Rick Byrd
- Served as a co-captain for the Bruins in their first-ever NCAA Division I Tournament appearance during his senior year in 2006 (Atlantic Sun Champions).
- Four-year starter, scored 1,199 career points and graduated as Belmont's all-time leader for assists and steals in the Division I era.
- Played professionally for the Kouvolat Bears in Finland and the Bakersfield Jam of the NBA Development League.



MARK FREEMAN
5-10 | 160 | So. | G
Memphis, Tenn.



MARCUS FITZGERALD, JR.
6-2 | 175 | Fr. | G
Nashville, Tenn.



CARLOS MARSHALL, JR.
6-6 | 210 | R-Jr. | G
Memphis, Tenn.



AMOREY WOMACK
6-1 | 185 | R-Fr. | G
St. Louis, Mo.



SHAKEM JOHNSON
6-7 | 210 | Sr. | F
Youngstown, Ohio



JON BROWN
6-8 | 180 | Sr. | G
Miami, Fla.



MONTY JOHAL
6-3 | 185 | R-So. | G
Springfield, Mo.



SHAKWON BARRETT
6-5 | 180 | Jr. | G
Toronto, Ontario



EVAN JOYNER
6-8 | 180 | Fr. | G
Greensboro, NC



MASON GREEN
6-10 | 220 | R-Jr. | F
Ellenwood, Ga.



DEVONTE LANIER
6-7 | 213 | Jr. | F
Huntsville, Ala.



DONNIE MALONE
6-2 | 185 | Sr. | G
Memphis, Tenn.



JOSH LINDER
6-8 | 210 | Sr. | F
Kathleen, Ga.



RAVEL MOODY
6-6 | 200 | Sr. | G
Denver, Co.



YUSUF MOHAMED
6-10 | 200 | Jr. | F
Seattle, Wa.



SAMONE NELSON, JR.
6-9 | 235 | Sr.. | F
Memphis, Tenn.



BRIAN 'PENNY' COLLINS
Head Coach
3rd Season
Belmont '06



BEN WALKER
Assistant Coach
3rd Season
Creighton '01



JERRY NICHOLS
Assistant Coach
3rd Season
Arkansas State '06



RUSS WILLEMSEN
Assistant Coach
3rd Season
Lee '04

Tennessee State Individual Game-by-Game (as of Jan 31, 2021)

All games

#00 Freeman, Mark

Opponent	Date	gs	min	Total		3-Pointers		Free throws		Rebounds				pf	a	t/o	blk	stl	pts	avg	
				fg-fga	pct	3fg-fga	pct	ft-fa	pct	off	def	tot	avg								
at Belmont	12/08/20	*	29	10-16	.625	2-6	.333	4-4	1.000	0	3	3	3.0	4	2	5	0	0	26	26.0	
at IUPUI	12/12/20	*	35	5-15	.333	0-3	.000	4-4	1.000	1	4	5	4.0	3	3	4	0	3	14	20.0	
BELMONT	12/18/20	*	32	3-9	.333	1-4	.250	5-6	.833	0	3	3	3.7	1	2	4	0	3	12	17.3	
CROWLEY'S RIDGE	12/19/20	*	29	5-10	.500	2-7	.286	4-5	.800	0	2	2	3.3	0	5	3	0	3	16	17.0	
CHATTANOOGA	12/22/20	*	39	9-23	.391	1-7	.143	1-3	.333	0	5	5	3.6	2	6	2	0	0	20	17.6	
AUSTIN PEAY	12/30/20	*	34	0-7	.000	0-3	.000	8-9	.889	0	1	1	3.2	2	3	5	0	3	8	16.0	
at Southeast Mo. St.	01/02/21	*	26	2-6	.333	0-2	.000	3-4	.750	0	5	5	3.4	5	7	7	1	1	7	14.7	
UT MARTIN	01/07/21	*	38	5-8	.625	2-3	.667	4-7	.571	0	4	4	3.5	2	5	1	0	1	16	14.9	
at Jacksonville St.	01/14/21	*	37	5-13	.385	1-4	.250	4-6	.667	1	7	8	4.0	2	2	4	0	1	15	14.9	
at Tennessee Tech	01/16/21	*	36	5-11	.455	1-2	.500	0-0	.000	0	5	5	4.1	4	4	1	0	1	11	14.5	
SOUTHEAST MO. ST.	01/19/21	*	36	4-14	.286	0-2	.000	0-1	.000	1	4	5	4.2	2	4	1	0	1	8	13.9	
at Murray St.	01/28/21		32	5-16	.313	2-6	.333	10-10	1.000	0	2	2	4.0	2	4	4	0	5	22	14.6	
at Austin Peay	01/30/21	*	33	6-12	.500	0-2	.000	4-8	.500	2	2	4	4.0	5	1	2	0	2	16	14.7	
Totals			12	436	64-160	.400	12-51	.235	51-67	.761	5	47	52	4.0	34	48	43	1	24	191	14.7

Games played: 13
 Minutes/game: 33.5
 Points/game: 14.7
 FG Pct: 40.0
 3FG Pct: 23.5
 FT Pct: 76.1

Rebounds/game: 4.0
 Assists/game: 3.7
 Turnovers/game: 3.3
 Assist/turnover ratio: 1.1
 Steals/game: 1.8
 Blocks/game: 0.1

Tennessee State Individual Game-by-Game (as of Jan 28, 2021)

All games

#01 Fitzgerald Jr., Marc

Opponent	Date	gs	min	Total		3-Pointers		Free throws		Rebounds				pf	a	t/o	blk	stl	pts	avg
				fg-fga	pct	3fg-fga	pct	ft-fa	pct	off	def	tot	avg							
at Belmont	12/08/20		17	1-6	.167	0-3	.000	0-0	.000	2	1	3	3.0	2	2	1	0	0	2	2.0
at IUPUI	12/12/20		22	3-8	.375	2-4	.500	0-0	.000	1	5	6	4.5	1	2	1	1	2	8	5.0
BELMONT	12/18/20		19	2-7	.286	1-6	.167	0-0	.000	0	0	0	3.0	2	1	2	0	1	5	5.0
CROWLEY'S RIDGE	12/19/20		23	6-11	.545	3-7	.429	2-2	1.000	1	2	3	3.0	4	1	1	0	2	17	8.0
AUSTIN PEAY	12/30/20	*	34	5-15	.333	2-10	.200	1-2	.500	1	2	3	3.0	1	1	1	0	0	13	9.0
at Southeast Mo. St.	01/02/21	*	45	7-14	.500	4-8	.500	0-0	.000	0	2	2	2.8	4	3	4	0	0	18	10.5
UT MARTIN	01/07/21	*	29	7-10	.700	4-6	.667	3-4	.750	0	1	1	2.6	4	3	2	0	2	21	12.0
at Jacksonville St.	01/14/21	*	32	5-11	.455	1-3	.333	0-0	.000	0	3	3	2.6	3	2	1	0	2	11	11.9
at Tennessee Tech	01/16/21	*	26	2-10	.200	1-8	.125	1-1	1.000	0	0	0	2.3	3	0	3	0	0	6	11.2
SOUTHEAST MO. ST.	01/19/21	*	33	4-9	.444	1-5	.200	3-4	.750	0	3	3	2.4	3	1	2	0	0	12	11.3
SIUE	01/21/21	*	36	11-17	.647	3-4	.750	7-8	.875	0	6	6	2.7	3	2	5	0	3	32	13.2
EASTERN ILL.	01/23/21	*	33	4-14	.286	2-5	.400	5-6	.833	1	3	4	2.8	1	1	3	0	0	15	13.3
at Murray St.	01/28/21	*	30	2-9	.222	1-6	.167	0-0	.000	0	3	3	2.8	3	0	3	0	0	5	12.7
Totals		9	379	59-141	.418	25-75	.333	22-27	.815	6	31	37	2.8	34	19	29	1	12	165	12.7

Games played: 13
 Minutes/game: 29.2
 Points/game: 12.7
 FG Pct: 41.8
 3FG Pct: 33.3
 FT Pct: 81.5

Rebounds/game: 2.8
 Assists/game: 1.5
 Turnovers/game: 2.2
 Assist/turnover ratio: 0.7
 Steals/game: 0.9
 Blocks/game: 0.1

Tennessee State Individual Game-by-Game (as of Jan 31, 2021)

All games

#03 Womack, Amorey

Opponent	Date	gs	min	Total		3-Pointers		Free throws		Rebounds				pf	a	t/o	blk	stl	pts	avg
				fg-fga	pct	3fg-fga	pct	ft-fa	pct	off	def	tot	avg							
at Belmont	12/08/20		14	2-2	1.000	1-1	1.000	0-2	.000	0	3	3	3.0	0	0	0	0	0	5	5.0
at IUPUI	12/12/20		2	0-0	.000	0-0	.000	0-0	.000	0	0	0	1.5	0	1	0	0	0	0	2.5
BELMONT	12/18/20		1	0-1	.000	0-0	.000	0-0	.000	0	0	0	1.0	0	0	0	0	0	0	1.7
CROWLEY'S RIDGE	12/19/20		10	0-3	.000	0-2	.000	0-0	.000	0	1	1	1.0	0	1	0	0	0	0	1.3
CHATTANOOGA	12/22/20		25	1-2	.500	1-2	.500	2-2	1.000	1	1	2	1.2	1	1	0	0	0	5	2.0
AUSTIN PEAY	12/30/20		15	3-7	.429	3-5	.600	0-1	.000	0	5	5	1.8	3	1	0	0	1	9	3.2
at Southeast Mo. St.	01/02/21		5	0-3	.000	0-0	.000	0-0	.000	1	1	2	1.9	2	0	0	0	0	0	2.7
UT MARTIN	01/07/21		3	0-1	.000	0-0	.000	0-0	.000	0	0	0	1.6	0	0	1	0	1	0	2.4
at Tennessee Tech	01/16/21		14	0-1	.000	0-1	.000	6-7	.857	0	2	2	1.7	0	0	1	0	0	6	2.8
SOUTHEAST MO. ST.	01/19/21		12	0-2	.000	0-1	.000	0-0	.000	0	3	3	1.8	0	1	0	0	1	0	2.5
SIUE	01/21/21		6	0-5	.000	0-4	.000	0-0	.000	0	0	0	1.6	0	0	2	0	1	0	2.3
at Murray St.	01/28/21		3	1-3	.333	1-1	1.000	0-0	.000	1	0	1	1.6	0	0	0	0	0	3	2.3
at Austin Peay	01/30/21		20	5-11	.455	2-6	.333	0-0	.000	1	2	3	1.7	2	0	2	0	2	12	3.1
Totals		0	130	12-41	.293	8-23	.348	8-12	.667	4	18	22	1.7	8	5	6	0	6	40	3.1

Games played: 13
 Minutes/game: 10.0
 Points/game: 3.1
 FG Pct: 29.3
 3FG Pct: 34.8
 FT Pct: 66.7

Rebounds/game: 1.7
 Assists/game: 0.4
 Turnovers/game: 0.5
 Assist/turnover ratio: 0.8
 Steals/game: 0.5

Tennessee State Individual Game-by-Game (as of Jan 21, 2021)

All games

#04 Johnson,Shakem

Opponent	Date	gs	min	Total		3-Pointers		Free throws		Rebounds				pf	a	t/o	blk	stl	pts	avg	
				fg-fga	pct	3fg-fga	pct	ft-fga	pct	off	def	tot	avg								
at Belmont	12/08/20	*	19	1-5	.200	0-0	.000	0-4	.000	2	4	6	6.0	5	0	1	0	0	2	2.0	
at IUPUI	12/12/20	*	35	8-13	.615	0-0	.000	1-3	.333	5	3	8	7.0	3	2	1	0	0	17	9.5	
BELMONT	12/18/20	*	20	2-5	.400	0-0	.000	2-2	1.000	3	2	5	6.3	3	1	2	1	1	6	8.3	
CROWLEY'S RIDGE	12/19/20	*	24	3-5	.600	0-0	.000	1-3	.333	4	5	9	7.0	2	3	1	0	2	7	8.0	
CHATTANOOGA	12/22/20	*	25	5-10	.500	0-0	.000	1-3	.333	3	3	6	6.8	2	3	0	1	0	11	8.6	
AUSTIN PEAY	12/30/20	*	28	2-3	.667	0-0	.000	1-3	.333	2	0	2	6.0	4	1	2	1	0	5	8.0	
at Southeast Mo. St.	01/02/21	*	15	4-5	.800	0-0	.000	0-0	.000	0	3	3	5.6	5	0	0	0	0	8	8.0	
UT MARTIN	01/07/21	*	23	3-5	.600	0-0	.000	0-0	.000	1	3	4	5.4	2	3	1	2	1	6	7.8	
at Jacksonville St.	01/14/21	*	22	4-7	.571	0-0	.000	1-3	.333	2	1	3	5.1	4	0	2	0	1	9	7.9	
at Tennessee Tech	01/16/21	*	32	5-7	.714	0-0	.000	4-7	.571	2	3	5	5.1	2	0	2	0	0	14	8.5	
SOUTHEAST MO. ST.	01/19/21	*	35	7-12	.583	0-0	.000	4-4	1.000	2	4	6	5.2	4	1	3	1	0	18	9.4	
SIUE	01/21/21	*	5	0-0	.000	0-0	.000	0-0	.000	0	1	1	4.8	0	0	2	0	0	0	8.6	
Totals			12	283	44-77	.571	0-0	.000	15-32	.469	26	32	58	4.8	36	14	17	6	5	103	8.6

Games played: 12
Minutes/game: 23.6
Points/game: 8.6
FG Pct: 57.1
FT Pct: 46.9

Rebounds/game: 4.8
Assists/game: 1.2
Turnovers/game: 1.4
Assist/turnover ratio: 0.8
Steals/game: 0.4
Blocks/game: 0.5

Tennessee State Individual Game-by-Game (as of Jan 31, 2021)

All games

#10 Johal, Monty

Opponent	Date	gs	min	Total		3-Pointers		Free throws		Rebounds				pf	a	t/o	blk	stl	pts	avg
				fg-fga	pct	3fg-fga	pct	ft-fa	pct	off	def	tot	avg							
at Belmont	12/08/20	*	23	1-6	.167	0-4	.000	4-4	1.000	0	4	4	4.0	3	1	0	0	0	6	6.0
at IUPUI	12/12/20	*	25	1-7	.143	0-3	.000	0-0	.000	1	4	5	4.5	2	3	1	0	1	2	4.0
BELMONT	12/18/20	*	31	2-7	.286	1-5	.200	0-0	.000	0	2	2	3.7	1	3	2	2	2	5	4.3
CROWLEY'S RIDGE	12/19/20	*	18	5-9	.556	2-5	.400	0-0	.000	1	1	2	3.3	1	0	2	0	1	12	6.3
CHATTANOOGA	12/22/20	*	20	2-8	.250	1-5	.200	0-0	.000	1	3	4	3.4	2	1	0	0	0	5	6.0
AUSTIN PEAY	12/30/20	*	24	3-6	.500	1-2	.500	2-3	.667	1	3	4	3.5	2	2	0	0	0	9	6.5
at Southeast Mo. St.	01/02/21	*	23	2-4	.500	1-2	.500	0-1	.000	0	3	3	3.4	1	3	1	0	0	5	6.3
UT MARTIN	01/07/21		15	2-4	.500	2-3	.667	0-2	.000	0	2	2	3.3	1	2	1	0	1	6	6.3
at Jacksonville St.	01/14/21		11	1-1	1.000	0-0	.000	0-0	.000	0	1	1	3.0	0	1	0	0	2	2	5.8
at Tennessee Tech	01/16/21		15	2-4	.500	0-2	.000	0-0	.000	0	3	3	3.0	1	1	2	0	2	4	5.6
SOUTHEAST MO. ST.	01/19/21		4	0-0	.000	0-0	.000	0-0	.000	0	0	0	2.7	0	0	1	0	0	0	5.1
SIUE	01/21/21		17	0-3	.000	0-2	.000	0-0	.000	1	3	4	2.8	3	0	2	1	1	0	4.7
EASTERN ILL.	01/23/21	*	17	2-6	.333	2-4	.500	0-0	.000	0	2	2	2.8	0	0	0	0	1	6	4.8
at Murray St.	01/28/21	*	14	0-2	.000	0-2	.000	0-0	.000	0	0	0	2.6	2	1	0	1	1	0	4.4
at Austin Peay	01/30/21		12	0-4	.000	0-3	.000	0-0	.000	0	2	2	2.5	1	1	2	0	0	0	4.1
Totals		9	269	23-71	.324	10-42	.238	6-10	.600	5	33	38	2.5	20	19	14	4	12	62	4.1

Games played: 15
Minutes/game: 17.9
Points/game: 4.1
FG Pct: 32.4
3FG Pct: 23.8
FT Pct: 60.0

Rebounds/game: 2.5
Assists/game: 1.3
Turnovers/game: 0.9
Assist/turnover ratio: 1.4
Steals/game: 0.8
Blocks/game: 0.3

Tennessee State Individual Game-by-Game (as of Jan 31, 2021)

All games

#11 Barrett,Shakwon

Opponent	Date	gs	min	Total		3-Pointers		Free throws		Rebounds				pf	a	t/o	blk	stl	pts	avg
				fg-fga	pct	3fg-fga	pct	ft-fa	pct	off	def	tot	avg							
at Belmont	12/08/20	*	24	3-8	.375	1-3	.333	0-0	.000	1	3	4	4.0	3	4	2	0	2	7	7.0
at IUPUI	12/12/20	*	25	2-4	.500	0-2	.000	0-0	.000	1	4	5	4.5	2	2	1	0	1	4	5.5
BELMONT	12/18/20	*	33	7-12	.583	3-5	.600	0-1	.000	1	2	3	4.0	2	1	2	0	2	17	9.3
CROWLEY'S RIDGE	12/19/20	*	26	2-7	.286	0-3	.000	0-0	.000	3	3	6	4.5	1	3	2	0	0	4	8.0
CHATTANOOGA	12/22/20	*	29	1-2	.500	0-1	.000	0-0	.000	0	3	3	4.2	3	2	1	1	1	2	6.8
AUSTIN PEAY	12/30/20		17	1-5	.200	1-2	.500	0-2	.000	1	2	3	4.0	1	0	1	0	1	3	6.2
at Southeast Mo. St.	01/02/21		12	0-1	.000	0-0	.000	0-0	.000	0	1	1	3.6	0	1	4	1	1	0	5.3
UT MARTIN	01/07/21		28	1-3	.333	1-3	.333	2-4	.500	1	4	5	3.8	2	4	1	1	0	5	5.3
at Jacksonville St.	01/14/21		28	0-3	.000	0-3	.000	0-0	.000	2	2	4	3.8	1	1	3	0	0	0	4.7
at Tennessee Tech	01/16/21	*	19	1-5	.200	1-1	1.000	0-0	.000	0	2	2	3.6	1	0	1	0	1	3	4.5
SOUTHEAST MO. ST.	01/19/21		13	0-1	.000	0-0	.000	1-2	.500	0	1	1	3.4	0	0	0	0	0	1	4.2
SIUE	01/21/21	*	25	1-4	.250	0-1	.000	0-0	.000	1	2	3	3.3	3	4	3	0	0	2	4.0
EASTERN ILL.	01/23/21		30	3-4	.750	0-1	.000	2-3	.667	0	2	2	3.2	1	1	2	0	1	8	4.3
at Murray St.	01/28/21		17	2-3	.667	0-1	.000	0-0	.000	0	3	3	3.2	0	0	1	0	0	4	4.3
at Austin Peay	01/30/21	*	14	1-3	.333	0-0	.000	0-0	.000	0	0	0	3.0	0	2	0	0	0	2	4.1
Totals			8	340	25-65	.385	7-26	.269	.417	11	34	45	3.0	20	25	24	3	10	62	4.1

Games played: 15
 Minutes/game: 22.7
 Points/game: 4.1
 FG Pct: 38.5
 3FG Pct: 26.9
 FT Pct: 41.7

Rebounds/game: 3.0
 Assists/game: 1.7
 Turnovers/game: 1.6
 Assist/turnover ratio: 1.0
 Steals/game: 0.7
 Blocks/game: 0.2

Tennessee State Individual Game-by-Game (as of Jan 31, 2021)

All games

#12 Joyner,Evan

Opponent	Date	gs	min	Total		3-Pointers		Free throws		Rebounds				pf	a	t/o	blk	stl	pts	avg
				fg-fga	pct	3fg-fga	pct	ft-fta	pct	off	def	tot	avg							
CROWLEY'S RIDGE	12/19/20		3	0-0	.000	0-0	.000	0-0	.000	0	0	0	0.0	0	0	1	0	0	0	0.0
at Jacksonville St.	01/14/21		0	0-0	.000	0-0	.000	0-0	.000	0	0	0	0.0	0	0	0	0	0	0	0.0
SIUE	01/21/21		9	1-3	.333	0-0	.000	0-2	.000	2	0	2	0.7	0	0	1	0	0	2	0.7
EASTERN ILL.	01/23/21		17	2-3	.667	0-0	.000	2-2	1.000	1	5	6	2.0	0	0	0	0	1	6	2.0
at Murray St.	01/28/21		13	1-1	1.000	0-0	.000	0-0	.000	0	3	3	2.2	0	0	0	2	0	2	2.0
at Austin Peay	01/30/21		17	0-1	.000	0-1	.000	0-0	.000	0	1	1	2.0	1	1	0	0	1	0	1.7
Totals		0	59	4-8	.500	0-1	.000	2-4	.500	3	9	12	2.0	1	1	2	2	2	10	1.7

Games played: 6
Minutes/game: 9.8
Points/game: 1.7
FG Pct: 50.0
3FG Pct: 0.0
FT Pct: 50.0

Rebounds/game: 2.0
Assists/game: 0.2
Turnovers/game: 0.3
Assist/turnover ratio: 0.5
Steals/game: 0.3
Blocks/game: 0.3

Tennessee State Individual Game-by-Game (as of Jan 31, 2021)

All games

#13 Green,Mason

Opponent	Date	gs	min	Total		3-Pointers		Free throws		Rebounds				pf	a	t/o	blk	stl	pts	avg	
				fg-fga	pct	3fg-fga	pct	ft-fga	pct	off	def	tot	avg								
at Belmont	12/08/20		8	0-4	.000	0-0	.000	0-2	.000	0	0	0	0.0	5	0	0	1	0	0	0.0	
at IUPUI	12/12/20		8	1-2	.500	0-0	.000	0-0	.000	0	2	2	1.0	3	0	2	0	0	2	1.0	
BELMONT	12/18/20		10	2-3	.667	0-0	.000	2-2	1.000	1	0	1	1.0	3	0	2	0	0	6	2.7	
CROWLEY'S RIDGE	12/19/20		9	1-1	1.000	0-0	.000	6-6	1.000	0	2	2	1.3	1	0	0	1	0	8	4.0	
CHATTANOOGA	12/22/20		8	2-3	.667	0-0	.000	0-0	.000	0	1	1	1.2	4	0	2	0	0	4	4.0	
AUSTIN PEAY	12/30/20		15	0-1	.000	0-0	.000	2-2	1.000	1	1	2	1.3	2	1	1	0	1	2	3.7	
at Southeast Mo. St.	01/02/21		16	3-5	.600	0-0	.000	4-4	1.000	0	1	1	1.3	5	0	1	1	0	10	4.6	
UT MARTIN	01/07/21		17	3-3	1.000	0-0	.000	2-4	.500	0	2	2	1.4	3	0	0	2	0	8	5.0	
at Tennessee Tech	01/16/21		1	0-0	.000	0-0	.000	0-0	.000	0	0	0	1.2	0	0	1	0	0	0	4.4	
SOUTHEAST MO. ST.	01/19/21	*	19	2-3	.667	0-0	.000	1-4	.250	1	3	4	1.5	3	0	3	0	0	5	4.5	
SIUE	01/21/21	*	11	0-1	.000	0-0	.000	0-1	.000	1	0	1	1.5	4	0	1	5	0	0	4.1	
EASTERN ILL.	01/23/21	*	19	2-6	.333	0-0	.000	2-2	1.000	2	3	5	1.8	3	0	3	3	0	6	4.3	
at Murray St.	01/28/21	*	31	2-3	.667	0-0	.000	2-2	1.000	1	2	3	1.8	4	0	1	2	0	6	4.4	
at Austin Peay	01/30/21	*	9	0-1	.000	0-0	.000	0-0	.000	0	2	2	1.9	3	0	0	2	0	0	4.1	
Totals			5	181	18-36	.500	0-0	.000	21-29	.724	7	19	26	1.9	43	1	17	17	1	57	4.1

Games played: 14
Minutes/game: 12.9
Points/game: 4.1
FG Pct: 50.0
FT Pct: 72.4

Rebounds/game: 1.9
Assists/game: 0.1
Turnovers/game: 1.2
Assist/turnover ratio: 0.1
Steals/game: 0.1
Blocks/game: 1.2

Tennessee State Individual Game-by-Game (as of Jan 28, 2021)
All games

#15 Lanier, Devonte

Opponent	Date	gs	min	Total		3-Pointers		Free throws		Rebounds				pf	a	t/o	blk	stl	pts	avg
				fg-fga	pct	3fg-fga	pct	ft-fta	pct	off	def	tot	avg							
at Belmont	12/08/20		8	0-1	.000	0-0	.000	0-0	.000	0	2	2	2.0	0	0	0	1	0	0	0.0
BELMONT	12/18/20		4	0-0	.000	0-0	.000	0-0	.000	0	0	0	1.0	0	0	0	0	0	0	0.0
CROWLEY'S RIDGE	12/19/20		4	2-3	.667	0-0	.000	0-0	.000	0	2	2	1.3	1	0	1	1	0	4	1.3
CHATTANOOGA	12/22/20		2	0-0	.000	0-0	.000	0-0	.000	0	1	1	1.3	0	0	0	0	0	0	1.0
AUSTIN PEAY	12/30/20		5	0-2	.000	0-0	.000	0-0	.000	0	0	0	1.0	0	0	0	0	0	0	0.8
at Southeast Mo. St.	01/02/21		9	0-0	.000	0-0	.000	0-0	.000	0	2	2	1.2	1	0	1	0	1	0	0.7
at Jacksonville St.	01/14/21		16	1-2	.500	0-0	.000	0-0	.000	0	1	1	1.1	0	0	0	0	1	2	0.9
SIUE	01/21/21		3	0-1	.000	0-0	.000	0-0	.000	0	0	0	1.0	0	0	0	0	0	0	0.8
Totals		0	51	3-9	.333	0-0	.000	0-0	.000	0	8	8	1.0	2	0	2	2	2	6	0.8

Games played: 8
Minutes/game: 6.4
Points/game: 0.8
FG Pct: 33.3

Rebounds/game: 1.0
Turnovers/game: 0.3
Steals/game: 0.3
Blocks/game: 0.3

Tennessee State Individual Game-by-Game (as of Jan 31, 2021)

All games

#20 Malone, Donnie

Opponent	Date	gs	min	Total		3-Pointers		Free throws		Rebounds				pf	a	t/o	blk	stl	pts	avg
				fg-fga	pct	3fg-fga	pct	ft-fa	pct	off	def	tot	avg							
at Belmont	12/08/20		1	0-0	.000	0-0	.000	0-0	.000	0	0	0	0.0	1	0	0	0	0	0	0.0
BELMONT	12/18/20		4	0-0	.000	0-0	.000	0-0	.000	0	0	0	0.0	1	0	0	0	0	0	0.0
CROWLEY'S RIDGE	12/19/20		9	1-1	1.000	1-1	1.000	0-0	.000	0	0	0	0.0	1	1	0	0	0	3	1.0
AUSTIN PEAY	12/30/20		2	0-0	.000	0-0	.000	0-0	.000	0	0	0	0.0	0	0	1	0	0	0	0.8
at Jacksonville St.	01/14/21		3	0-0	.000	0-0	.000	0-0	.000	0	0	0	0.0	0	0	0	0	0	0	0.6
SIUE	01/21/21		5	0-0	.000	0-0	.000	0-0	.000	0	0	0	0.0	0	0	0	0	0	0	0.5
at Murray St.	01/28/21		3	0-0	.000	0-0	.000	0-0	.000	0	0	0	0.0	0	0	0	1	0	0	0.4
at Austin Peay	01/30/21		3	0-0	.000	0-0	.000	0-0	.000	0	0	0	0.0	0	0	2	0	0	0	0.4
Totals		0	30	1-1	1.000	1-1	1.000	0-0	.000	0	0	0	0.0	3	1	3	1	0	3	0.4

Games played: 8

Minutes/game: 3.8

Points/game: 0.4

FG Pct: 100.0

3FG Pct: 100.0

Assists/game: 0.1

Turnovers/game: 0.4

Assist/turnover ratio: 0.3

Blocks/game: 0.1

Tennessee State Individual Game-by-Game (as of Jan 31, 2021)

All games

#22 Linder, Josh

Opponent	Date	gs	min	Total		3-Pointers		Free throws		Rebounds				pf	a	t/o	blk	stl	pts	avg	
				fg-fga	pct	3fg-fga	pct	ft-fa	pct	off	def	tot	avg								
at Belmont	12/08/20	*	25	3-5	.600	0-0	.000	1-2	.500	0	5	5	5.0	4	0	3	0	1	7	7.0	
at IUPUI	12/12/20	*	11	3-4	.750	0-0	.000	1-2	.500	1	3	4	4.5	5	1	4	0	0	7	7.0	
BELMONT	12/18/20	*	15	2-5	.400	0-1	.000	1-2	.500	1	3	4	4.3	3	0	2	1	0	5	6.3	
CROWLEY'S RIDGE	12/19/20	*	17	5-7	.714	0-0	.000	0-1	.000	2	4	6	4.8	3	2	2	0	1	10	7.3	
CHATTANOOGA	12/22/20	*	25	6-8	.750	0-0	.000	1-3	.333	2	2	4	4.6	5	0	2	1	0	13	8.4	
AUSTIN PEAY	12/30/20	*	12	2-3	.667	0-0	.000	1-1	1.000	2	3	5	4.7	4	0	1	0	0	5	7.8	
at Southeast Mo. St.	01/02/21	*	11	2-3	.667	0-0	.000	4-4	1.000	1	0	1	4.1	5	0	2	0	0	8	7.9	
UT MARTIN	01/07/21		13	2-4	.500	0-0	.000	2-2	1.000	0	0	0	3.6	1	0	3	0	0	6	7.6	
at Jacksonville St.	01/14/21		4	0-1	.000	0-0	.000	1-2	.500	0	0	0	3.2	4	1	0	0	0	1	6.9	
at Tennessee Tech	01/16/21		11	3-5	.600	0-0	.000	0-0	.000	0	0	0	2.9	1	0	1	0	0	6	6.8	
SOUTHEAST MO. ST.	01/19/21		5	0-2	.000	0-0	.000	0-0	.000	1	0	1	2.7	4	0	2	0	0	0	6.2	
SIUE	01/21/21		23	1-1	1.000	0-0	.000	4-4	1.000	1	3	4	2.8	4	1	3	0	0	6	6.2	
EASTERN ILL.	01/23/21		28	3-4	.750	0-0	.000	3-6	.500	0	5	5	3.0	3	0	4	1	1	9	6.4	
at Murray St.	01/28/21		10	0-1	.000	0-0	.000	0-0	.000	1	2	3	3.0	2	0	0	0	0	0	5.9	
at Austin Peay	01/30/21		34	2-6	.333	0-0	.000	0-2	.000	1	1	2	2.9	2	0	0	1	2	4	5.8	
Totals			7	244	34-59	.576	0-1	.000	19-31	.613	13	31	44	2.9	50	5	29	4	5	87	5.8

Games played: 15
Minutes/game: 16.3
Points/game: 5.8
FG Pct: 57.6
3FG Pct: 0.0
FT Pct: 61.3

Rebounds/game: 2.9
Assists/game: 0.3
Turnovers/game: 1.9
Assist/turnover ratio: 0.2
Steals/game: 0.3
Blocks/game: 0.3

Tennessee State Individual Game-by-Game (as of Jan 31, 2021)

All games

#23 Moody, Ravel

Opponent	Date	gs	min	Total		3-Pointers		Free throws		Rebounds				pf	a	t/o	blk	stl	pts	avg
				fg-fga	pct	3fg-fga	pct	ft-fa	pct	off	def	tot	avg							
at Belmont	12/08/20		11	2-4	.500	0-0	.000	1-2	.500	1	1	2	2.0	1	0	0	0	1	5	5.0
at IUPUI	12/12/20		13	0-4	.000	0-1	.000	1-2	.500	0	2	2	2.0	1	0	0	0	0	1	3.0
BELMONT	12/18/20		15	2-4	.500	0-2	.000	0-0	.000	0	1	1	1.7	3	0	2	0	0	4	3.3
CROWLEY'S RIDGE	12/19/20		13	2-3	.667	0-1	.000	0-0	.000	1	0	1	1.5	2	2	2	0	2	4	3.5
CHATTANOOGA	12/22/20		10	0-0	.000	0-0	.000	0-0	.000	0	1	1	1.4	1	0	2	0	1	0	2.8
AUSTIN PEAY	12/30/20		14	2-4	.500	1-3	.333	0-1	.000	0	3	3	1.7	1	0	0	0	1	5	3.2
at Southeast Mo. St.	01/02/21		35	4-7	.571	2-3	.667	8-9	.889	3	4	7	2.4	4	1	2	1	1	18	5.3
UT MARTIN	01/07/21	*	24	2-7	.286	0-3	.000	2-2	1.000	0	4	4	2.6	2	1	2	0	0	6	5.4
at Jacksonville St.	01/14/21	*	34	9-14	.643	3-5	.600	3-3	1.000	1	5	6	3.0	2	1	1	0	1	24	7.4
at Tennessee Tech	01/16/21	*	27	3-6	.500	1-3	.333	0-2	.000	0	1	1	2.8	3	3	0	0	1	7	7.4
SOUTHEAST MO. ST.	01/19/21	*	29	5-11	.455	0-4	.000	2-4	.500	3	6	9	3.4	4	2	0	0	2	12	7.8
SIUE	01/21/21	*	29	2-6	.333	0-1	.000	1-2	.500	1	1	2	3.3	4	1	3	0	0	5	7.6
EASTERN ILL.	01/23/21	*	28	4-6	.667	0-2	.000	0-0	.000	0	6	6	3.5	2	1	5	0	1	8	7.6
at Murray St.	01/28/21	*	25	0-7	.000	0-4	.000	2-3	.667	0	5	5	3.6	1	2	1	1	0	2	7.2
at Austin Peay	01/30/21	*	34	5-10	.500	4-8	.500	2-2	1.000	0	4	4	3.6	1	1	3	1	2	16	7.8
Totals		8	341	42-93	.452	11-40	.275	22-32	.688	10	44	54	3.6	32	15	23	3	13	117	7.8

Games played: 15
 Minutes/game: 22.7
 Points/game: 7.8
 FG Pct: 45.2
 3FG Pct: 27.5
 FT Pct: 68.8

Rebounds/game: 3.6
 Assists/game: 1.0
 Turnovers/game: 1.5
 Assist/turnover ratio: 0.7
 Steals/game: 0.9
 Blocks/game: 0.2

Tennessee State Individual Game-by-Game (as of Jan 31, 2021)

All games

#24 Mohamed, Yusuf

Opponent	Date	gs	min	Total		3-Pointers		Free throws		Rebounds				pf	a	t/o	blk	stl	pts	avg
				fg-fga	pct	3fg-fga	pct	ft-fa	pct	off	def	tot	avg							
at Belmont	12/08/20		12	1-5	.200	0-3	.000	2-4	.500	3	3	6	6.0	5	0	2	0	1	4	4.0
at IUPUI	12/12/20		20	4-12	.333	1-4	.250	2-4	.500	1	2	3	4.5	4	0	1	2	1	11	7.5
BELMONT	12/18/20		16	1-4	.250	1-3	.333	0-0	.000	0	4	4	4.3	2	1	2	0	0	3	6.0
CROWLEY'S RIDGE	12/19/20		13	1-5	.200	0-2	.000	3-4	.750	1	6	7	5.0	1	2	2	1	0	5	5.8
CHATTANOOGA	12/22/20		17	1-4	.250	1-4	.250	0-0	.000	0	3	3	4.6	3	0	3	0	0	3	5.2
at Southeast Mo. St.	01/02/21		28	1-6	.167	0-3	.000	3-6	.500	2	7	9	5.3	4	1	3	0	1	5	5.2
UT MARTIN	01/07/21	*	10	0-1	.000	0-1	.000	0-0	.000	0	2	2	4.9	2	0	4	0	0	0	4.4
at Jacksonville St.	01/14/21	*	13	0-5	.000	0-2	.000	0-0	.000	0	1	1	4.4	2	0	0	0	0	0	3.9
at Tennessee Tech	01/16/21		19	4-7	.571	0-2	.000	6-6	1.000	2	6	8	4.8	2	1	0	0	3	14	5.0
SOUTHEAST MO. ST.	01/19/21		14	0-2	.000	0-1	.000	3-6	.500	2	3	5	4.8	3	0	1	0	2	3	4.8
SIUE	01/21/21		31	6-11	.545	2-5	.400	4-4	1.000	2	9	11	5.4	4	0	1	0	2	18	6.0
EASTERN ILL.	01/23/21	*	28	3-6	.500	0-1	.000	1-2	.500	3	5	8	5.6	2	1	4	0	0	7	6.1
at Murray St.	01/28/21	*	22	3-7	.429	2-4	.500	1-2	.500	0	1	1	5.2	2	0	1	0	1	9	6.3
at Austin Peay	01/30/21	*	23	2-9	.222	1-5	.200	1-4	.250	2	4	6	5.3	3	0	1	0	1	6	6.3
Totals		5	266	27-84	.321	8-40	.200	26-42	.619	18	56	74	5.3	39	6	25	3	12	88	6.3

Games played: 14
Minutes/game: 19.0
Points/game: 6.3
FG Pct: 32.1
3FG Pct: 20.0
FT Pct: 61.9

Rebounds/game: 5.3
Assists/game: 0.4
Turnovers/game: 1.8
Assist/turnover ratio: 0.2
Steals/game: 0.9
Blocks/game: 0.2

Tennessee State Individual Game-by-Game (as of Jan 31, 2021)

All games

#34 Nelson Jr., Samone

Opponent	Date	gs	min	Total		3-Pointers		Free throws		Rebounds				pf	a	t/o	blk	stl	pts	avg
				fg-fga	pct	3fg-fga	pct	ft-fta	pct	off	def	tot	avg							
CROWLEY'S RIDGE	12/19/20		2	0-1	.000	0-1	.000	0-0	.000	0	0	0	0.0	0	0	0	0	0	0	0.0
at Jacksonville St.	01/14/21		0	0-0	.000	0-0	.000	0-0	.000	0	0	0	0.0	0	0	0	0	0	0	0.0
at Austin Peay	01/30/21		1	0-1	.000	0-1	.000	0-0	.000	0	0	0	0.0	0	0	0	0	0	0	0.0
Totals		0	3	0-2	.000	0-2	.000	0-0	.000	0	0	0	0.0	0	0	0	0	0	0	0.0

Games played: 3

Minutes/game: 1.0

FG Pct: 0.0

3FG Pct: 0.0

2020-21 STATISTICS - OVERALL ▶▶**Tennessee State Combined Team Statistics (as of Jan 31, 2021)
All games**

RECORD:	OVERALL	HOME	AWAY	NEUTRAL
ALL GAMES	3-12	3-5	0-7	0-0
CONFERENCE	2-10	2-4	0-6	0-0
NON-CONFERENCE	1-2	1-1	0-1	0-0

#	Player	gp-gs	min	avg	Total		3-Point		F-Throw		Rebounds				pf	dq	a	to	blk	stl	pts	avg
					fg-fga	fg%	3fg-fga	3fg%	ft-fa	ft%	off	def	tot	avg								
00	Freeman, Mark	13-12	436	33.5	64-160	.400	12-51	.235	51-67	.761	5	47	52	4.0	34	2	48	43	1	24	191	14.7
01	Fitzgerald Jr., Marc	13-9	379	29.2	59-141	.418	25-75	.333	22-27	.815	6	31	37	2.8	34	0	19	29	1	12	165	12.7
04	Johnson, Shakem	12-12	283	23.6	44-77	.571	0-0	.000	15-32	.469	26	32	58	4.8	36	2	14	17	6	5	103	8.6
23	Moody, Ravel	15-8	341	22.7	42-93	.452	11-40	.275	22-32	.688	10	44	54	3.6	32	0	15	23	3	13	117	7.8
24	Mohamed, Yusuf	14-5	266	19.0	27-84	.321	8-40	.200	26-42	.619	18	56	74	5.3	39	1	6	25	3	12	88	6.3
22	Linder, Josh	15-7	244	16.3	34-59	.576	0-1	.000	19-31	.613	13	31	44	2.9	50	3	5	29	4	5	87	5.8
11	Barrett, Shakwon	15-8	340	22.7	25-65	.385	7-26	.269	5-12	.417	11	34	45	3.0	20	0	25	24	3	10	62	4.1
10	Johal, Monty	15-9	269	17.9	23-71	.324	10-42	.238	6-10	.600	5	33	38	2.5	20	0	19	14	4	12	62	4.1
13	Green, Mason	14-5	181	12.9	18-36	.500	0-0	.000	21-29	.724	7	19	26	1.9	43	2	1	17	17	1	57	4.1
03	Womack, Amorey	13-0	130	10.0	12-41	.293	8-23	.348	8-12	.667	4	18	22	1.7	8	0	5	6	0	6	40	3.1
12	Joyner, Evan	6-0	59	9.8	4-8	.500	0-1	.000	2-4	.500	3	9	12	2.0	1	0	1	2	2	2	10	1.7
15	Lanier, Devonte	8-0	51	6.4	3-9	.333	0-0	.000	0-0	.000	0	8	8	1.0	2	0	0	2	2	2	6	0.8
20	Malone, Donnie	8-0	30	3.8	1-1	1.000	1-1	1.000	0-0	.000	0	0	0	0.0	3	0	1	3	1	0	3	0.4
34	Nelson Jr., Samone	3-0	3	1.0	0-2	.000	0-2	.000	0-0	.000	0	0	0	0.0	0	0	0	0	0	0	0	0.0
05	Brown, Jon	2-0	13	6.5	0-1	.000	0-1	.000	0-0	.000	0	0	0	0.0	0	0	0	1	0	0	0	0.0
Team											28	19	47				8					
Total.....		15	3025		356-848	.420	82-303	.271	197-298	.661	136	381	517	34.5	322	10	159	243	47	104	991	66.1
Opponents.....		15	3025		348-837	.416	99-325	.305	255-371	.687	166	409	575	38.3	277	-	180	247	52	97	1050	70.0

TEAM STATISTICS	TSUM	OPP	Date	Opponent	Score	Att.
SCORING	991	1050	* 12/08/20	at Belmont	L 64-79	250
Points per game	66.1	70.0	12/12/20	at IUPUI	L 66-69	0
Scoring margin	-3.9	-	* 12/18/20	BELMONT	L 63-88	224
FIELD GOALS-ATT	356-848	348-837	12/19/20	CROWLEY'S RIDGE	W 90-68	0
Field goal pct	.420	.416	12/22/20	CHATTANOOGA	L 63-66	147
3 POINT FG-ATT	82-303	99-325	* 12/30/20	AUSTIN PEAY	L 59-68	230
3-point FG pct	.271	.305	* 01/02/21	at Southeast Mo. St.	Lo2 79-83	760
3-pt FG made per game	5.5	6.6	* 01/07/21	UT MARTIN	W 74-62	338
FREE THROWS-ATT	197-298	255-371	* 01/14/21	at Jacksonville St.	L 64-65	635
Free throw pct	.661	.687	* 01/16/21	at Tennessee Tech	L 71-74	689
F-Throws made per game	13.1	17.0	* 01/19/21	SOUTHEAST MO. ST.	L 59-63	231
REBOUNDS	517	575	* 01/21/21	SIUE	L 65-67	279
Rebounds per game	34.5	38.3	* 01/23/21	EASTERN ILL.	W 65-54	338
Rebounding margin	-3.9	-	* 01/28/21	at Murray St.	L 53-73	1290
ASSISTS	159	180	* 01/30/21	at Austin Peay	L 56-71	703
Assists per game	10.6	12.0	* = Conference game			
TURNOVERS	243	247				
Turnovers per game	16.2	16.5				
Turnover margin	+0.3	-				
Assist/turnover ratio	0.7	0.7				
STEALS	104	97				
Steals per game	6.9	6.5				
BLOCKS	47	52				
Blocks per game	3.1	3.5				
ATTENDANCE	1787	4327				
Home games-Avg/Game	8-223	7-618				
Neutral site-Avg/Game	-	0-0				

Score by Periods	1st	2nd	OT	Totals
Tennessee State	434	544	13	991
Opponents	477	556	17	1050

2020-21 STATISTICS - OVC ▶▶**Tennessee State Combined Team Statistics (as of Jan 31, 2021)
Conference games**

RECORD:	OVERALL	HOME	AWAY	NEUTRAL
ALL GAMES	2-10	2-4	0-6	0-0
CONFERENCE	2-10	2-4	0-6	0-0
NON-CONFERENCE	0-0	0-0	0-0	0-0

#	Player	gp-gs	min	avg	Total		3-Point		F-Throw		Rebounds				pf	dq	a	to	blk	stl	pts	avg
					fg-fga	fg%	3fg-fga	3fg%	ft-fa	ft%	off	def	tot	avg								
00	Freeman, Mark	10-9	333	33.3	45-112	.402	9-34	.265	42-55	.764	4	36	40	4.0	29	2	34	34	1	18	141	14.1
01	Fitzgerald Jr., Marc	11-9	334	30.4	50-122	.410	20-64	.313	20-25	.800	4	24	28	2.5	29	0	16	27	0	8	140	12.7
23	Moody, Ravel	12-8	305	25.4	40-86	.465	11-38	.289	21-30	.700	9	41	50	4.2	28	0	13	19	3	10	112	9.3
04	Johnson, Shakem	9-9	199	22.1	28-49	.571	0-0	.000	12-23	.522	14	21	35	3.9	29	2	6	15	5	3	68	7.6
24	Mohamed, Yusuf	11-5	216	19.6	21-63	.333	6-30	.200	21-34	.618	16	45	61	5.5	31	1	4	19	0	11	69	6.3
22	Linder, Josh	12-4	191	15.9	20-40	.500	0-1	.000	17-25	.680	8	22	30	2.5	37	1	2	21	3	4	57	4.8
11	Barrett, Shakwon	12-5	260	21.7	20-52	.385	7-20	.350	5-12	.417	7	24	31	2.6	14	0	18	20	2	8	52	4.3
13	Green, Mason	11-5	156	14.2	14-30	.467	0-0	.000	15-23	.652	7	14	21	1.9	35	2	1	13	16	1	43	3.9
10	Johal, Monty	12-6	206	17.2	15-47	.319	7-29	.241	6-10	.600	2	25	27	2.3	15	0	15	11	4	10	43	3.6
03	Womack, Amorey	10-0	93	9.3	11-36	.306	7-19	.368	6-10	.600	3	16	19	1.9	7	0	2	6	0	6	35	3.5
12	Joyner, Evan	5-0	56	11.2	4-8	.500	0-1	.000	2-4	.500	3	9	12	2.4	1	0	1	1	2	2	10	2.0
15	Lanier, Devonte	6-0	45	7.5	1-6	.167	0-0	.000	0-0	.000	0	5	5	0.8	1	0	0	1	1	2	2	0.3
20	Malone, Donnie	7-0	21	3.0	0-0	.000	0-0	.000	0-0	.000	0	0	0	0.0	2	0	0	3	1	0	0	0.0
34	Nelson Jr., Samone	2-0	1	0.5	0-1	.000	0-1	.000	0-0	.000	0	0	0	0.0	0	0	0	0	0	0	0	0.0
05	Brown, Jon	1-0	9	9.0	0-1	.000	0-1	.000	0-0	.000	0	0	0	0.0	0	0	0	0	0	0	0	0.0
Team											21	14	35				7					
Total.....		12	2425		269-653	.412	67-238	.282	167-251	.665	98	296	394	32.8	258	8	112	197	38	83	772	64.3
Opponents.....		12	2425		282-664	.425	78-263	.297	205-296	.693	131	328	459	38.2	226	-	145	196	37	80	847	70.6

TEAM STATISTICS	TSUM	OPP	Date	Opponent	Score	Att.
SCORING	772	847	* 12/08/20	at Belmont	L 64-79	250
Points per game	64.3	70.6	* 12/18/20	BELMONT	L 63-88	224
Scoring margin	-6.2	-	* 12/30/20	AUSTIN PEAY	L 59-68	230
FIELD GOALS-ATT	269-653	282-664	* 01/02/21	at Southeast Mo. St.	Lo2 79-83	760
Field goal pct	.412	.425	* 01/07/21	UT MARTIN	W 74-62	338
3 POINT FG-ATT	67-238	78-263	* 01/14/21	at Jacksonville St.	L 64-65	635
3-point FG pct	.282	.297	* 01/16/21	at Tennessee Tech	L 71-74	689
3-pt FG made per game	5.6	6.5	* 01/19/21	SOUTHEAST MO. ST.	L 59-63	231
FREE THROWS-ATT	167-251	205-296	* 01/21/21	SIUE	L 65-67	279
Free throw pct	.665	.693	* 01/23/21	EASTERN ILL.	W 65-54	338
F-Throws made per game	13.9	17.1	* 01/28/21	at Murray St.	L 53-73	1290
REBOUNDS	394	459	* 01/30/21	at Austin Peay	L 56-71	703
Rebounds per game	32.8	38.2				
Rebounding margin	-5.4	-				
ASSISTS	112	145				
Assists per game	9.3	12.1				
TURNOVERS	197	196				
Turnovers per game	16.4	16.3				
Turnover margin	-0.1	-				
Assist/turnover ratio	0.6	0.7				
STEALS	83	80				
Steals per game	6.9	6.7				
BLOCKS	38	37				
Blocks per game	3.2	3.1				
ATTENDANCE	1640	4327				
Home games-Avg/Game	6-273	6-721				
Neutral site-Avg/Game	-	0-0				

* = Conference game

Score by Periods	1st	2nd	OT	Totals
Tennessee State	329	430	13	772
Opponents	381	449	17	847

GAME 1 ▶▶ 12/08/20 - Belmont - Away - L - 79-64

Official Basketball Box Score -- Game Totals -- Final Statistics
Tennessee State vs Belmont
12/08/20 6:30 pm at Nashville, TN

Tennessee State 64 • 0-1-0, 0-1 OVC

#	Player	Total		3-Ptr		Rebounds		PF	TP	A	TO	Blk	Stl	Min
		FG-FGA	FG-FGA	FT-FTA	Off Def Tot	PF	TP							
04	Johnson, Shakem	f	1-5	0-0	0-4	2	4	6	5	2	0	1	0	19
22	Linder, Josh	f	3-5	0-0	1-2	0	5	5	4	7	0	3	0	1
00	Freeman, Mark	g	10-16	2-6	4-4	0	3	3	4	26	2	5	0	29
10	Johal, Monty	g	1-6	0-4	4-4	0	4	4	3	6	1	0	0	23
11	Barrett, Shakwon	g	3-8	1-3	0-0	1	3	4	3	7	4	2	0	24
01	Fitzgerald Jr., Marc		1-6	0-3	0-0	2	1	3	2	2	2	1	0	17
03	Womack, Amorey		2-2	1-1	0-2	0	3	0	5	0	0	0	0	14
05	Brown, Jon		0-4	0-1	0-0	0	0	0	0	0	0	0	0	9
13	Green, Mason		0-4	0-0	0-2	0	0	0	5	0	0	0	1	0
15	Lanier, Devonte		0-1	0-0	0-0	0	2	0	0	0	0	0	1	0
20	Malone, Donnie		0-0	0-0	0-0	0	0	0	1	0	0	0	0	1
23	Moody, Ravel		2-4	0-0	1-2	1	1	2	1	5	0	0	0	11
24	Mohamed, Yusuf		1-5	0-3	2-4	3	3	6	5	4	0	2	0	1
Team					1	0	1							
Totals			24-63	4-21	12-24	10	29	39	33	64	9	14	2	5

FG % 1st Half: 11-32 34.4% 2nd half: 13-31 41.9% Game: 24-63 38.1%
 3FG % 1st Half: 1-10 10.0% 2nd half: 3-11 27.3% Game: 4-21 19.0%
 FT % 1st Half: 3-8 37.5% 2nd half: 9-16 56.3% Game: 12-24 50.0%

Belmont 79 • 4-1, 1-0 OVC

#	Player	Total		3-Ptr		Rebounds		PF	TP	A	TO	Blk	Stl	Min
		FG-FGA	FG-FGA	FT-FTA	Off Def Tot	PF	TP							
10	Caleb Hollander	f	1-4	0-3	1-2	0	3	3	4	3	2	2	0	0
33	Nick Muszynski	c	3-10	0-0	16-21	5	6	11	0	22	0	0	2	0
02	Grayson Murphy	g	5-7	0-1	0-0	1	8	9	3	10	3	0	0	2
03	Luke Smith	g	8-15	7-10	0-0	0	4	4	2	23	1	0	0	3
22	Ben Sheppard	g	2-4	1-3	2-4	1	2	3	4	7	2	4	1	0
00	Even Brauns		0-1	0-0	0-0	0	0	0	3	0	0	2	1	0
01	Mitch Listau		0-1	0-1	0-0	0	1	1	1	0	0	1	1	0
11	Michael Shanks		0-0	0-0	1-2	0	0	0	1	1	0	1	0	0
12	EJ Bellinger		0-1	0-0	2-2	0	2	2	0	2	0	0	0	1
20	Tate Pierson		0-2	0-2	0-0	0	3	3	1	0	2	0	0	1
21	Derek Sabin		0-0	0-0	1-4	1	2	3	0	1	0	2	0	0
24	JaCobi Wood		3-7	2-3	2-2	0	2	2	0	10	2	3	0	1
25	Frank Jakubicek		0-0	0-0	0-0	0	0	0	0	0	0	0	0	4
Team					0	2	2							
Totals			22-52	10-23	25-37	8	35	43	19	79	12	15	5	8

FG % 1st Half: 13-31 41.9% 2nd half: 9-21 42.9% Game: 22-52 42.3%
 3FG % 1st Half: 4-11 36.4% 2nd half: 6-12 50.0% Game: 10-23 43.5%
 FT % 1st Half: 3-5 60.0% 2nd half: 22-32 68.8% Game: 25-37 67.6%

Officials: Chase Shaw, Alfred Smith, Kevin Mathis

Technical fouls: Tennessee State-None, Belmont-None.

Attendance: 250

2020-21 Men's Basketball. Round: 0. Belmont vs Tennessee St.. Played at Curb E

Score by periods	1st	2nd	Total
Tennessee State	26	38	64
Belmont	33	46	79

GAME 3 ▶▶ 12/18/20 - Belmont - HOME

Official Basketball Box Score -- Game Totals -- Final Statistics
Belmont vs Tennessee State
12/18/20 8:00 pm at Nashville, TN

Belmont 86 • 7-1, 2-0 OVC

#	Player	Total		3-Ptr		Rebounds		PF	TP	A	TO	Blk	Stl	Min
		FG-FGA	FG-FGA	FT-FTA	Off Def Tot	PF	TP							
10	Caleb Hollander	f	3-4	0-1	0-0	0	3	3	1	6	1	0	0	1
33	Nick Muszynski	c	3-4	0-0	4-4	2	5	7	2	10	1	3	1	0
02	Grayson Murphy	g	4-7	0-2	0-0	2	7	9	0	8	3	1	0	1
03	Luke Smith	g	4-11	2-6	0-0	1	3	4	1	10	2	2	0	4
22	Ben Sheppard	g	1-5	0-2	3-4	2	3	5	3	5	2	1	0	0
00	Even Brauns		2-4	0-0	0-0	1	2	3	2	4	1	0	0	0
01	Mitch Listau		4-7	3-6	0-0	0	0	0	11	0	1	0	0	11
12	EJ Bellinger		2-3	1-2	0-0	0	3	3	2	5	1	3	0	1
20	Tate Pierson		0-1	0-1	1-2	2	1	3	0	1	3	1	0	0
21	Derek Sabin		2-2	0-0	2-2	0	1	1	2	6	0	1	1	0
24	JaCobi Wood		6-13	1-3	6-8	2	0	2	4	19	3	4	0	1
25	Frank Jakubicek		1-1	1-1	0-0	0	0	0	0	3	0	0	0	0
Team					2	0	2							
Totals			32-62	8-24	16-20	14	28	42	17	88	17	17	2	8

FG % 1st Half: 12-32 37.5% 2nd half: 20-30 66.7% Game: 32-62 51.6%
 3FG % 1st Half: 1-11 9.1% 2nd half: 7-13 53.8% Game: 8-24 33.3%
 FT % 1st Half: 9-12 75.0% 2nd half: 7-8 87.5% Game: 16-20 80.0%

Tennessee State 63 • 0-3-0, 2-0 OVC

#	Player	Total		3-Ptr		Rebounds		PF	TP	A	TO	Blk	Stl	Min
		FG-FGA	FG-FGA	FT-FTA	Off Def Tot	PF	TP							
04	Johnson, Shakem	f	2-5	0-0	2-2	3	2	5	3	6	1	2	1	1
22	Linder, Josh	f	2-5	0-1	1-2	1	3	4	3	5	0	2	1	0
00	Freeman, Mark	g	3-9	1-4	5-6	0	3	3	1	12	2	4	0	3
10	Johal, Monty	g	2-7	1-5	0-0	0	2	2	1	5	3	2	2	3
11	Barrett, Shakwon	g	7-12	3-5	0-1	1	2	3	2	17	1	2	0	2
01	Fitzgerald Jr., Marc		2-7	1-6	0-0	0	0	0	2	5	1	2	0	1
03	Womack, Amorey		0-1	0-0	0-0	0	0	0	0	0	0	0	0	1
13	Green, Mason		2-3	0-0	2-2	1	0	1	3	6	0	2	0	0
15	Lanier, Devonte		0-0	0-0	0-0	0	0	0	0	0	0	0	0	4
20	Malone, Donnie		0-0	0-0	0-0	0	0	0	1	0	0	0	0	4
23	Moody, Ravel		2-4	0-2	0-0	0	1	1	3	4	0	2	0	0
24	Mohamed, Yusuf		1-4	1-3	0-0	0	4	4	2	3	1	2	0	0
Team					1	0	1							
Totals			23-57	7-26	10-13	7	17	24	21	63	9	21	4	9

FG % 1st Half: 10-28 35.7% 2nd half: 13-29 44.8% Game: 23-57 40.4%
 3FG % 1st Half: 2-12 16.7% 2nd half: 5-14 35.7% Game: 7-26 26.9%
 FT % 1st Half: 5-7 71.4% 2nd half: 5-6 83.3% Game: 10-13 76.9%

Officials: Alex Manuel, John St. Clair, Steve Divine

Technical fouls: Belmont-None, Tennessee State-None.

Attendance: 224

2020-21 Men's Basketball. Round: 0. Belmont vs Tennessee St.. Played at Gentry

Score by periods	1st	2nd	Total
Belmont	34	54	88
Tennessee State	27	36	63

GAME 2 ▶▶ 12/12/20 - IUPUI - Away - L - 69-66

Official Basketball Box Score -- Game Totals -- Final Statistics
Tennessee State vs IUPUI
12/12/20 12:00 pm at Indianapolis, IN

Tennessee State 66 • 0-2, 0-1 OVC

#	Player	Total		3-Ptr		Rebounds		PF	TP	A	TO	Blk	Stl	Min
		FG-FGA	FG-FGA	FT-FTA	Off Def Tot	PF	TP							
04	Johnson, Shakem	f	8-13	0-0	1-3	5	3	8	3	17	2	1	0	0
22	Linder, Josh	f	3-4	0-0	1-2	1	3	4	5	7	1	4	0	0
00	Freeman, Mark	g	5-15	0-3	4-4	1	4	5	3	14	3	4	0	3
10	Johal, Monty	g	1-7	0-3	0-0	1	4	5	2	2	3	1	0	1
11	Barrett, Shakwon	g	2-4	0-2	0-0	1	4	5	2	4	2	1	0	1
01	Fitzgerald Jr., Marc		3-8	2-4	0-0	1	5	6	1	8	2	1	1	2
03	Womack, Amorey		0-0	0-0	0-0	0	0	0	0	0	1	0	0	0
05	Brown, Jon		0-0	0-0	0-0	0	0	0	0	0	0	1	0	0
13	Green, Mason		1-2	0-0	0-0	0	2	2	3	2	0	2	0	0
23	Moody, Ravel		0-4	0-1	1-2	0	2	2	1	1	0	0	0	0
24	Mohamed, Yusuf		4-12	1-4	2-4	1	2	3	4	11	0	1	2	1
Team					4	3	7							
Totals			27-69	3-17	9-15	15	32	47	24	66	14	17	3	8

FG % 1st Half: 15-34 44.1% 2nd half: 12-35 34.3% Game: 27-69 39.1%
 3FG % 1st Half: 2-9 22.2% 2nd half: 1-8 12.5% Game: 3-17 17.6%
 FT % 1st Half: 5-8 62.5% 2nd half: 4-7 57.1% Game: 9-15 60.0%

IUPUI 69 • 1-0, 0-0 Horizon

#	Player	Total		3-Ptr	Rebounds			PF	TP	A	TO	Blk	Stl	Min	
		FG-FGA	FG-FGA	FT-FTA	Off	Def	Tot								
32	Elijah Goss	f	1-5	0-1	5-6	3	13	16	3	7	1	2	3	0	28
33	Dimitar Pandev	f	2-7	1-2	0-0	1	2	3	2	5	1	1	0	0	15
30	Bobby Harvey	g	3-9	1-5	0-0	0	1	1	7	0	5	1	0	0	30
10	Mike DePersia	g	3-6	1-1	3-4	2	2	4	3	10	8	3	0	2	36
14	Marcus Burk	g	6-15	2-6	4-7	0	4	4	1	18	2	1	1	2	36
04	Bakari LaStrap		3-6	0-1	3-5	0	1	1	0	9	0	0	0	1	14
05	Nathan McClure		1-5	0-1	0-0	1	1	2	1	2	0	2	0	0	16
12	Azariah Seay		2-5	2-3	1-2	1	2	3	0	7	2	1	0	1	13
20	Sawyer Stoltz		0-1	0-0	0-0	1	0	1	1	0	0	0	0	0	2
23	Dimitri Georgiadis		0-0	0-0	2-2	0	2	2	1	2	0	1	1	0	4
24	Jonah Carrasco		1-1	0-0	0-1	1	0	1	1	2	0	0	1	0	3
50	Acton Shirres		0-0	0-0	0-0	0	0	0	2	0	0	0	0	0	3
	Team					1	1	2			1				
Totals			22-60	7-20	18-27	11	29	40	16	69	14	17	7	6	200

GAME 5 ▶▶ 12/22/20 - Chattanooga - HOME - L - 66-63

Official Basketball Box Score — Game Totals — Final Statistics
Chattanooga vs Tennessee State
12/22/20 2:00 pm at Nashville, TN

Chattanooga 66 • 9-0,0-0 SoCon

#	Player	Total		3-Ptr		Rebounds		PF	TP	A	TO	Bk	Stl	Min
		FG	FGA	FT	FTA	Off	Def							
21	Josh Ayeni	f	1-3	0-0	1-2	0	3	3	3	0	2	0	1	14
23	Stefan Kenic	f	2-6	1-3	11-13	1	5	6	2	16	1	1	0	35
00	A.J. Caldwell	g	0-2	0-2	0-0	0	4	4	0	3	2	2	1	39
02	Jamaal Walker	g	3-7	3-4	0-0	1	0	1	1	9	0	1	0	35
13	Malachi Smith	g	9-20	1-4	10-11	3	10	13	4	29	1	5	0	36
01	KC Hankton	g	0-3	0-2	3-4	2	3	5	4	3	1	0	0	22
11	Mark Tikhonenko	g	0-0	0-0	0-0	0	0	0	0	0	0	0	0	0+
23	Trey Doomes	g	2-6	1-3	1-3	1	5	6	2	6	2	3	2	18
26	Jaden Frazier	g	0-0	0-0	0-0	0	0	0	0	0	0	0	0	1
Team						1	0	1						
Totals			17-47	6-18	26-33	9	30	39	16	66	8	15	4	200

FG % 1st Half: 7-23 30.4% 2nd half: 10-24 41.7% Games: 17-47 36.2%
 3FG % 1st Half: 1-9 11.1% 2nd half: 5-9 55.6% Games: 6-18 33.3%
 FT % 1st Half: 10-13 76.9% 2nd half: 16-20 80.0% Games: 26-33 78.8%

Tennessee State 63 • 1-4,0-2 OVC

#	Player	Total		3-Ptr		Rebounds		PF	TP	A	TO	Bk	Stl	Min
		FG	FGA	FT	FTA	Off	Def							
04	Johnson,Shakern	f	5-10	0-0	1-3	3	3	6	2	11	3	0	1	25
22	Linder,Josh	f	6-8	0-0	1-3	2	2	4	5	13	0	2	1	25
00	Freeman,Mark	g	9-23	1-7	1-3	0	5	5	2	20	6	2	0	39
10	Johal,Monty	g	2-8	1-5	0-0	1	3	4	2	5	1	0	0	20
11	Barrett,Shakwon	q	1-2	0-1	0-0	0	3	3	3	2	1	1	1	29
03	Womack,Amorey	g	1-2	1-2	2-2	1	1	2	1	5	1	0	0	25
13	Green,Mason	g	2-3	0-0	0-0	0	1	1	4	4	0	2	0	8
19	Lanier,Devonte	g	0-0	0-0	0-0	0	1	1	0	0	0	0	0	2
23	Moody,Ravel	g	0-0	0-0	0-0	0	1	1	1	0	0	2	0	10
24	Mohamed,Yusuf	g	1-4	1-4	0-0	0	3	3	3	3	0	3	0	17
Team						1	2	3						
Totals			27-60	4-19	5-11	8	25	33	23	63	13	12	3	200

FG % 1st Half: 12-27 44.4% 2nd half: 15-33 45.5% Games: 27-60 45.0%
 3FG % 1st Half: 1-7 14.3% 2nd half: 3-12 25.0% Games: 4-19 21.1%
 FT % 1st Half: 3-6 50.0% 2nd half: 2-5 40.0% Games: 5-11 45.5%

Officials: John Garrett,James Hicks,Kenn Driver

Technical fouls: Chattanooga-None. Tennessee State-None.

Attendance: 147

2020-21 Men's Basketball. Round: 0. Chattanooga vs Tennessee St.. Played at GE

Score by periods	1st	2nd	Total
Chattanooga	25	41	66
Tennessee State	28	35	63

Points	In	Off	2nd	Fast	Bench
UTC	22	14	13	7	9
TSUM	40	14	7	3	12

Lost FG - UTC 2nd-00:16, TSUM 2nd-00:08,
 Largest lead - UTC by 8 2nd-00:16, TSUM by 19 2nd-09:45,

Score tied - 7 times.
 Lead changed - 9 times.

GAME 6 ▶▶ 12/30/20 - Austin Peay - HOME - L - 68-59

Official Basketball Box Score — Game Totals — Final Statistics
Austin Peay vs Tennessee State
12/30/20 8:00 pm at Nashville, TN

Austin Peay 68 • 6-3,2-1 OVC

#	Player	Total		3-Ptr		Rebounds		PF	TP	A	TO	Bk	Stl	Min
		FG	FGA	FT	FTA	Off	Def							
18	Mike Peake	f	4-7	1-2	1-2	0	1	1	3	10	1	3	1	22
21	Terry Taylor	f	4-7	0-1	3-5	3	9	12	3	11	1	1	1	37
01	Carlos Paez	g	2-4	1-2	0-0	0	2	2	4	5	3	2	0	28
02	Tai'Reon Joseph	g	4-13	1-7	0-0	2	3	5	3	9	0	0	0	28
12	Reginald Gee	g	7-13	2-5	4-6	0	6	6	2	20	0	4	0	34
00	Elton Walker	g	1-2	0-0	0-2	0	2	2	0	2	0	2	0	9
11	Corbin Merritt	g	2-4	0-0	0-0	0	2	2	2	4	0	2	0	10
14	DJ Peavy	g	0-2	0-1	1-3	2	1	3	3	1	3	2	1	19
22	Alec Woodard	g	2-5	0-3	2-2	1	3	4	2	6	0	0	0	13
Team						5	1	6						
Totals			26-57	5-21	11-20	13	30	43	22	68	8	16	2	200

FG % 1st Half: 13-21 61.9% 2nd half: 13-36 36.1% Games: 26-57 45.6%
 3FG % 1st Half: 3-7 42.9% 2nd half: 2-14 14.3% Games: 5-21 23.8%
 FT % 1st Half: 6-12 50.0% 2nd half: 5-8 62.5% Games: 11-20 55.0%

Tennessee State 59 • 1-5,0-3 OVC

#	Player	Total		3-Ptr		Rebounds		PF	TP	A	TO	Bk	Stl	Min
		FG	FGA	FT	FTA	Off	Def							
04	Johnson,Shakern	f	2-3	0-0	1-3	2	0	2	4	5	1	2	1	28
22	Linder,Josh	f	2-3	0-0	1-1	2	3	5	4	5	0	1	0	12
00	Freeman,Mark	g	0-7	0-3	8-9	0	1	1	2	8	3	5	0	34
01	Fitzgerald Jr.,Marc	g	5-15	2-10	1-2	1	2	3	1	13	1	1	0	34
10	Johal,Monty	q	3-6	1-2	2-3	1	3	4	2	9	2	0	0	24
03	Womack,Amorey	g	3-7	3-5	0-1	0	5	5	3	9	1	0	0	15
11	Barrett,Shakwon	g	1-5	1-2	0-2	1	2	3	1	3	0	1	0	17
13	Green,Mason	g	0-1	0-0	2-2	1	1	2	2	2	1	1	0	15
19	Lanier,Devonte	g	0-2	0-0	0-0	0	0	0	0	0	0	0	0	5
20	Malone,Donnie	g	0-0	0-0	0-0	0	0	0	0	0	0	1	0	2
23	Moody,Ravel	g	2-4	1-3	0-1	0	3	3	1	5	0	0	0	14
Team						3	2	5						
Totals			18-53	8-25	15-24	11	22	33	20	59	9	12	1	200

FG % 1st Half: 10-27 37.0% 2nd half: 8-26 30.8% Games: 18-53 34.0%
 3FG % 1st Half: 3-8 37.5% 2nd half: 5-17 29.4% Games: 8-25 32.0%
 FT % 1st Half: 10-12 83.3% 2nd half: 5-12 41.7% Games: 15-24 62.5%

Officials: Dustin Williams,Eric Mims,Craig Murley

Technical fouls: Austin Peay-None. Tennessee State-None.

Attendance: 230

2020-21 Men's Basketball. Round: 0. Austin Peay vs Tennessee St.. Played at GE

Score by periods	1st	2nd	Total
Austin Peay	35	33	68
Tennessee State	33	26	59

Points	In	Off	2nd	Fast	Bench
APSU	32	14	19	13	13
TSUM	10	15	6	10	19

Lost FG - APSU 2nd-00:00, TSUM 2nd-02:08,
 Largest lead - APSU by 13 2nd-13:39, TSUM None.

Score tied - 2 times.
 Lead changed - 0 times.

GAME 7 ▶▶ 1/2/21 - SEMO - AWAY - L (2OT) - 79-83

Official Basketball Box Score — Game Totals — Final Statistics
Tennessee State vs Southeast Mo. St.
01/02/21 5:00 pm at Cape Girardeau, MO

Tennessee State 79 • 1-6,0-4 OVC

#	Player	Total		3-Ptr		Rebounds		PF	TP	A	TO	Bk	Stl	Min
		FG	FGA	FT	FTA	Off	Def							
00	Freeman,Mark	g	2-6	0-2	3-4	0	5	5	5	7	7	7	1	26
01	Fitzgerald Jr.,Marc	g	7-14	4-8	0-0	0	2	2	4	18	3	4	0	45
03	Womack,Amorey	g	0-3	0-0	0-0	1	1	2	2	0	0	0	0	5
04	Johnson,Shakern	f	4-5	0-0	0-0	0	3	3	5	8	0	0	0	15
10	Johal,Monty	g	2-4	1-2	0-1	0	3	3	1	5	3	1	0	23
11	Barrett,Shakwon	g	0-1	0-0	0-0	0	1	1	0	0	1	4	1	12
13	Green,Mason	g	3-5	0-0	4-4	0	1	1	5	10	0	1	1	16
19	Lanier,Devonte	g	0-0	0-0	0-0	0	2	2	1	0	0	1	0	1
22	Linder,Josh	f	2-3	0-0	4-4	1	0	1	5	8	0	2	0	11
23	Moody,Ravel	g	4-7	2-3	8-9	3	4	7	4	18	1	2	1	35
24	Mohamed,Yusuf	g	1-6	0-3	3-6	2	7	9	4	5	1	3	0	18
Team						2	2	4						
Totals			25-54	7-18	22-28	9	31	40	36	79	16	25	4	225

FG % 1st Half: 10-25 40.0% 2nd half: 12-18 66.7% OT: 3-11 27.3% Games: 25-54 46.3%
 3FG % 1st Half: 4-10 40.0% 2nd half: 3-7 42.9% OT: 0-1 0.0% Games: 7-18 38.9%
 FT % 1st Half: 4-4 100.0 2nd half: 11-13 84.6% OT: 7-11 63.6% Games: 22-28 78.6%

Southeast Mo. St. 83 • 3-6,1-2 OVC

#	Player		Total		3-Ptr		Rebounds		PF	TP	A	TO	Bk	Stl	Min
			FG-FTA	FG-FGA	FT-FTA	Off	Def	Tot							
02	Jordan Love		1-3	0-0	2-3	1	1	2	0	4	0	0	1	0	12
03	Eric Reed, Jr.	g	5-8	2-3	1-1	1	0	1	0	13	1	3	0	3	40
06	Chris Harris	q	4-18	3-10	6-7	0	1	1	4	17	1	1	2	1	34
10	Manny Patterson		1-1	0-0	3-4	1	2	3	3	5	1	0	2	0	11
11	DQ Nicholas	g	2-10	0-4	17-19	0	7	7	4	21	5	5	0	3	34
14	Nate Johnson		1-1	0-0	0-0	1	0	1	0	2	0	0	0	1	7
21	Nana Akenten	q	1-5	0-4	4-4	0	6	3	6	6	3	0	2	2	36
25	Nygael Russell		0-0	0-0	0-0	0	0	0	3	0	0	1	0	1	4
31	Nolan Taylor	f	4-6	0-0	6-11	2	1	3	4	14	0	1	0	1	21
33	Dylan Branson		0-1	0-0	0-0	1	1	2	5	0	2	1	0	1	21
44	Darnious Agnew		0-0	0-0	1-2	1	1	2	0	1	0	2	0	1	5
	Team					1	2	3							
	Totals		19-53	5-21	40-51	9	22	31	26	83	10	17	5	14	225

GAME 9 ▶▶ 1/14/21 - Jacksonville State - AWAY - L - 65-64**Official Basketball Box Score — Game Totals — Final Statistics**
Tennessee State vs Jacksonville St.
01/14/21 7:30 pm at Jacksonville, AL

Tennessee State 64 • 2-7,1-5 OVC

#	Player		Total		3-Ptr		Rebounds			PF	TP	A	TO	Bk	Stl	Min
			FG	FGA	FG	FGA	FT	FTA	Off							
04	Johnson, Shakorn	f	4-7	0-0	1-3	2	1	3	4	9	0	2	0	0	1	22
24	Mohamed, Yusuf	f	0-5	0-2	0-0	0	1	1	2	0	0	0	0	0	0	13
00	Freeman, Mark	g	5-13	1-4	4-6	1	7	8	2	15	2	4	0	1	1	37
01	Fitzgerald Jr., Marc	g	5-11	1-3	0-0	0	3	3	3	11	2	1	0	1	2	32
23	Moody, Ravel	g	9-14	3-5	3-3	1	5	6	2	24	1	1	0	1	1	34
10	Johal, Monty	g	1-1	0-0	0-0	0	1	1	0	2	1	0	0	2	11	
11	Barrett, Shakwon	g	0-3	0-3	0-0	2	2	4	1	0	1	3	0	0	0	28
12	Joyner, Evan	g	0-0	0-0	0-0	0	0	0	0	0	0	0	0	0	0	0+
15	Lanier, Devonte	g	1-2	0-0	0-0	0	1	1	0	2	0	0	0	1	1	16
20	Malone, Donnie	g	0-0	0-0	0-0	0	0	0	0	0	0	0	0	0	0	3
22	Linder, Josh	g	0-1	0-0	1-2	0	0	0	4	1	1	0	0	0	0	4
34	Nelson Jr., Samone	g	0-0	0-0	0-0	0	0	0	0	0	0	0	0	0	0	0+
	Team					2	3	5				1				
	Totals		25-57	5-17	9-14	8	24	32	18	64	8	12	0	8	200	

FG % 1st Half: 13-33 39.4% 2nd half: 12-24 50.0% Game: 25-57 43.9%
 3FG % 1st Half: 2-11 18.2% 2nd half: 3-6 50.0% Game: 5-17 29.4%
 FT % 1st Half: 2-3 66.7% 2nd half: 7-11 63.6% Game: 9-14 64.3%

Deadball
Rebounds
1

Jacksonville St. 65 • 8-4,4-2 OVC

#	Player		Total		3-Ptr		Rebounds		PF	TP	A	TO	Bk	Stl	Min
			FG	FGA	FG	FGA	FT	FTA							
11	Kayne Henry	f	0-2	0-1	0-0	0	0	0	0	0	1	0	0	0	10
50	Brandon Huffman	c	7-8	0-0	3-5	1	4	5	1	17	0	0	2	1	22
00	Jalen Finch	g	0-2	0-0	0-0	0	0	2	3	0	3	1	0	0	26
13	Jay Pal	g	5-9	0-2	0-0	1	6	7	2	10	5	1	0	1	30
23	Darian Adams	g	7-11	2-4	5-6	2	6	8	2	21	3	5	0	2	38
01	Demaree King	g	0-2	0-2	0-0	0	0	0	2	0	2	4	0	0	18
02	Sernaj Henderson	g	2-6	1-3	1-2	0	2	2	1	6	2	0	0	1	23
03	Maros Zeliznak	g	0-0	0-0	0-0	0	0	0	0	0	0	0	0	0	0+
06	Amarize Ngunjezi	g	3-10	1-4	1-2	2	4	6	2	8	1	0	0	1	20
22	Juwan Perdue	g	0-1	0-0	3-6	0	1	1	0	3	0	2	0	0	13
	Team					1	3	4							
Totals			24-51	4-16	13-21	7	28	35	13	65	16	14	2	6	200

FG % 1st Half: 10-24 41.7% 2nd half: 14-27 51.9% Game: 24-51 47.1%
 3FG % 1st Half: 1-8 12.5% 2nd half: 3-8 37.5% Game: 4-16 25.0%
 FT % 1st Half: 6-10 60.0% 2nd half: 7-11 63.6% Game: 13-21 61.9%

Deadball
Rebounds
4Officials: Chase Shaw, Tawane Armour, Jeb Hartness
Technical fouls: Tennessee State-None. Jacksonville St.-None.

Attendance: 633

2020-21 Men's Basketball, Round: 0. Jacksonville St. vs Tennessee St.. Played

Score by periods	1st	2nd	Total
Tennessee State	30	34	64
Jacksonville St.	27	38	65

Last FG - TSUM 2nd-01:04, JSU 2nd-00:06.
Largest lead - TSUM by 14 1st-07:22, JSU by 2 1st-18:28.Score tied - 3 times.
Lead changed - 4 times.**GAME 11 ▶▶ 1/19/21 - SEMO - HOME - L - 59-63****Official Basketball Box Score — Game Totals — Final Statistics**
Southeast Mo. St. vs Tennessee State
01/19/21 6:00 pm at Nashville, TN

Southeast Mo. St. 63 • 4-8,2-0 OVC

#	Player		Total		3-Ptr		Rebounds				PF	TP	A	TO	Bk	Stl	Min
			FG	FGA	FG	FGA	FT	FTA	Off	Def							
31	Nolan Taylor	f	1-2	0-0	6-8	1	2	3	3	8	1	2	0	0	0	18	
03	Eric Reed, Jr.	g	2-5	2-5	2-4	0	1	1	0	8	0	1	0	0	0	30	
06	Chris Harris	g	3-8	1-4	10-12	0	5	5	2	17	3	3	0	0	0	33	
11	DQ Nicholas	g	4-8	3-6	0-2	0	7	7	4	11	2	4	0	2	32		
21	Nana Akenten	g	1-8	0-5	0-0	0	5	5	2	2	1	0	0	1	16		
02	Jordan Love		2-7	0-0	1-1	2	0	2	0	5	0	1	0	2	14		
10	Manny Patterson		3-3	0-0	4-6	1	5	6	5	10	0	3	3	0	15		
14	Nate Johnson		0-1	0-0	0-0	0	1	1	2	0	0	0	0	1	5		
26	Nygal Russell		0-2	0-2	0-2	0	0	0	2	0	1	0	0	1	17		
33	Dylan Branson		1-2	0-0	0-0	4	1	5	3	2	1	1	0	0	20		
Team						0	1	1									
Totals			17-46	6-22	23-35	8	28	36	23	63	9	15	3	7	200		

FG % 1st Half: 11-28 39.3% 2nd half: 6-18 33.3% Game: 17-46 37.0%
 3FG % 1st Half: 4-13 30.8% 2nd half: 2-9 22.2% Game: 6-22 27.3%
 FT % 1st Half: 9-15 60.0% 2nd half: 14-20 70.0% Game: 23-35 65.7%

Deadball
Rebounds
41

Tennessee State 59 • 2-9,1-7 OVC

#	Player		Total		3-Ptr		Rebounds				PF	TP	A	TO	Bk	Stl	Min
			FG	FGA	FG	FGA	FT	FTA	Off	Def							
04	Johnson, Shakorn	f	7-12	0-0	4-4	2	4	6	4	18	1	3	1	0	0	35	
13	Green, Mason	f	2-3	0-0	1-4	1	3	4	3	5	0	3	0	0	0	19	
00	Freeman, Mark	g	4-14	0-2	0-1	1	4	5	2	8	4	1	0	1	0	36	
01	Fitzgerald Jr., Marc	g	4-9	1-5	3-4	0	3	3	3	12	1	2	0	0	0	33	
23	Moody, Ravel	g	5-11	0-4	2-4	3	6	9	4	12	2	0	0	2	2	29	
03	Womack, Amorey	g	0-2	0-1	0-0	0	3	3	0	0	1	0	0	1	1	12	
10	Johal, Monty	g	0-0	0-0	0-0	0	0	0	0	0	0	1	0	0	0	4	
11	Barrett, Shakwon	g	0-1	0-0	1-2	0	1	1	0	1	0	0	0	0	0	13	
22	Linder, Josh	g	0-2	0-0	0-0	1	0	1	4	0	0	2	0	0	0	5	
24	Mohamed, Yusuf	g	0-2	0-1	3-6	2	3	5	3	3	0	1	0	2	1	14	
Team						2	1	3				1					
Totals			22-56	1-13	14-25	12	28	40	23	59	9	14	1	6	200		

FG % 1st Half: 11-24 45.8% 2nd half: 11-32 34.4% Game: 22-56 39.3%
 3FG % 1st Half: 1-6 16.7% 2nd half: 0-7 0.0% Game: 1-13 7.7%
 FT % 1st Half: 7-12 58.3% 2nd half: 7-13 53.8% Game: 14-25 56.0%

Deadball
Rebounds
41Officials: James Gibson, Jabir Walker, Brett Smith
Technical fouls: Southeast Mo. St.-None. Tennessee State-None.

Attendance: 231

2020-21 Men's Basketball, Round: 0. Southeast Mo. St. vs Tennessee St.. Played

Score by periods	1st	2nd	Total
Southeast Mo. St.	35	28	63
Tennessee State	30	29	59

Last FG - SEMO 2nd-02:28, TSUM 2nd-00:42.
Largest lead - SEMO by 30 2nd-06:56, TSUM by 8 1st-17:50.Score tied - 1 time.
Lead changed - 1 time.**GAME 10 ▶▶ 1/16/21 - Tennessee Tech - AWAY - L - 74-71****Official Basketball Box Score — Game Totals — Final Statistics**
Tennessee State vs Jacksonville St.
01/14/21 7:30 pm at Jacksonville, AL

Tennessee State 64 • 2-7,1-5 OVC

#	Player		Total		3-Ptr		Rebounds		PF	TP	A	TO	Bk	Stl	Min
			FG	FGA	FG	FGA	FT	FTA							
04	Johnson, Shakorn	f	4-7	0-0	1-3	2	1	3	4	9	0	2	0	1	22
24	Mohamed, Yusuf	f	0-5	0-2	0-0	0	1	1	2	0	0	0	0	0	13
00	Freeman, Mark	g	5-13	1-4	4-6	1	7	8	2	15	2	4	0	1	37
01	Fitzgerald Jr., Marc	g	5-11	1-3	0-0	0	3	3	3	11	2	1	0	2	32
23	Moody, Ravel	g	9-14	3-5	3-3	1	5	6	2	24	1	1	0	1	34
10	Johal, Monty	g	1-1	0-0	0-0	0	1	1	0	2	1	0	0	2	11
11	Barrett, Shakwon	g	0-3	0-3	0-0	2	2	4	1	0	1	3	0	0	28
12	Joyner, Evan	g	0-0	0-0	0-0	0	0	0	0	0	0	0	0	0	0+
15	Lanier, Devonte	g	1-2	0-0	0-0	0	1	1	0	2	0	0	0	1	16
20	Malone, Donnie	g	0-0	0-0	0-0	0	0	0	0	0	0	0	0	0	3
22	Linder, Josh	g	0-1	0-0	1-2	0	0	0	4	1	1	0	0	0	4
34	Nelson Jr., Samone	g	0-0	0-0	0-0	0	0	0	0	0	0	0	0	0	0+
Team						2	3	5				1			
Totals			25-57	5-17	9-14	8	24	32	18	64	8	12	0	8	200

FG % 1st Half: 13-33 39.4% 2nd half: 12-24 50.0% Game: 25-57 43.9%
 3FG % 1st Half: 2-11 18.2% 2nd half: 3-6 50.0% Game: 5-17 29.4%
 FT % 1st Half: 2-3 66.7% 2nd half: 7-11 63.6% Game: 9-14 64.3%

Deadball
Rebounds
1

Jacksonville St. 65 • 8-4,4-2 OVC

#	Player		Total			3-Ptr			Rebounds			PF	TP	A	TO	Bk	Stl	Min
			FG	FGA		FG	FGA	FT	FTA	Off	Def							
11	Kayne Henry	f	0-2	0-1	0-0	0	0	0	0	0	0	0	1	0	0	10		
50	Brandon Huffman	c	7-8	0-0	3-5	1	4	5	1	17	0	0	2	1	22			
00	Jalen Finch	g	0-2	0-0	0-0	0	2	2	3	0	3	1	0	0	26			
13	Jay Pal	g	5-9	0-2	0-0	1	6	7	2	10	5	1	0	1	30			
23	Darian Adams	g	7-11	2-4	5-6	2	6	8	2	21	3	5	0	2	38			
01	Demaree King		0-2	0-2	0-0	0	0	0	2	0	2	4	0	0	18			
02	Marnaj Henderson		2-6	1-3	1-2	0	2	2	1	6	2	0	0	1	23			
03	Maros Zeliznak		0-0	0-0	0-0	0	0	0	0	0	0	0	0	0	0+			
06	Amaruzo Nyumwezi		3-10	1-4	1-2	2	4	6	2	8	1	0	0	0	10			
22	Juwan Perdue		0-1	0-0	3-6	0	1	1	0	3	0	2	0	0	23			
	Team					1	3	4										
			34.51	4.16	13.71	2	28	36	13	65	16	14	7	6	200			

GAME 13 ▶▶ 1/23/21 - Eastern Illinois - HOME - W - 65-54**Official Basketball Box Score — Game Totals — Final Statistics****Eastern Ill. vs Tennessee State**
01/23/21 4:00 pm at Nashville, TN**Eastern Ill. 54 • 5-10,2-6 OVC**

#	Player		FG	Total	3-Ptr	FG	FTA	FT	Rebounds	PF	TP	A	TO	Blk	Stl	Min		
			FG	FGA	FG	FGA	FT	FTA	Off	Def	Total							
11	Barlow Alleruzzo IV	f	1-4	1-3	0-0				1	1	2	4	3	0	1	0	21	
35	George Dixon	f	1-4	0-0	0-0				1	0	1	0	2	1	0	0	16	
04	Marvin Johnson	g	6-17	1-5	3-3				0	5	5	2	16	1	2	0	5	30
13	Henry Abraham	g	4-11	4-11	0-0				0	1	1	0	12	0	0	0	0	33
22	Josiah Wallace	g	4-15	0-5	0-0				0	6	6	3	8	4	3	0	2	32
05	Junior Farquhar		1-4	0-1	1-1				1	1	2	2	3	4	0	1	0	24
21	Madame Diarra		3-5	0-0	2-2				3	3	6	1	8	0	3	0	0	18
25	Deang Deang		1-4	0-1	0-0				0	1	1	3	2	0	1	0	0	26
Team									2	0	2			2				
Totals			21-64	6-26	6-6				8	18	26	15	54	10	12	2	8	200
FG % 1st Half: 10-31			32.3%	2nd half: 11-33		33.3%	Game: 21-64			32.8%	Deadball							
3FG % 1st Half: 1-10			10.0%	2nd half: 5-16		31.3%	Game: 6-26			23.1%	Rebounds							
FT % 1st Half: 3-3			100.0	2nd half: 3-3		100.0	Game: 6-6			100.0	0							

Tennessee State 65 • 3-10,2-8 OVC

#	Player		FG-FGA	3-Ptr	FG-FGA	FT-FTA	Off	Def	Total	PF	TP	A	TO	Blk	Stl	Min													
13	Green,Mason	f	2-6	0-0	2-2	2	3	5	2	3	6	0	3	3	0	19													
24	Mohamed,Yusuf	f	3-6	0-1	1-2	3	5	8	2	7	1	4	0	0	0	28													
01	Fitzgerald Jr.,Marc	g	4-14	2-5	5-6	1	3	4	1	15	1	3	0	0	0	33													
10	Johal,Monty	g	2-6	2-4	0-0	0	2	2	0	6	0	0	0	0	1	17													
23	Moody,Ravel	g	4-6	0-2	0-0	0	6	6	2	8	1	5	0	0	1	28													
11	Barrett,Shakwon		3-4	0-1	2-3	0	2	2	1	8	1	2	0	0	1	30													
12	Joyner,Evan		2-3	0-0	2-2	1	5	6	0	6	0	0	0	0	1	17													
22	Linder,Josh		3-4	0-0	3-6	0	5	5	3	9	0	4	1	1	1	28													
	Team						3	4	7			1																	
Totals				23-49	4-13	15-21	10	35	45	12	65	4	22	4	5	200													
FG % 1st Half: 12-27 44.4%			2nd half: 11-22 50.0%			Game: 23-49 46.9%			3FG % 1st Half: 3-9 33.3%			2nd half: 1-4 25.0%			Game: 4-13 30.8%			FT % 1st Half: 5-6 83.3%			2nd half: 12-17 70.6%			Game: 15-21 71.4%			Deadball Rebounds 4		

Officials: Davis Maxwell,David Carter,James Hicks

Technical fouls: Eastern Ill.-Josiah Wallace. Tennessee State-None.

Attendance: 338

2020-21 Men's Basketball. Round: 0. Eastern Ill. vs Tennessee St.. Played at G

Score by periods	1st	2nd	Total
Eastern Ill.	24	30	54
Tennessee State	30	35	65

Last FG - EU 2nd-00:57, TSUM 2nd-09:07.

Largest lead - EU by 1 2nd-16:38, TSUM by 17 2nd-09:07.

Score tied - 6 times.

Lead changed - 2 times.

Points	In	Off	2nd	Fast	Bench
TSUM	26	16	4	5	13
TSUM	24	11	14	4	23

GAME 14 ▶▶ 1/28/21 - Murray State - AWAY - L - 73-53**Official Basketball Box Score — Game Totals — Final Statistics****Tennessee State vs Murray St.**
01/28/21 7:30 pm at Murray, KY**Tennessee State 53 • 3-11,2-9 OVC**

#	Player		Total		3-Ptr		Rebounds			PF	TP	A TO Blk Stl				Min
			FG-FGA	FG-FGA	FT-FTA	Off	Def	Tot	A			TO	Blk	Stl		
13	Green,Mason	f	2-3	0-0	2-2	1	2	3	4	6	0	1	2	0	31	
24	Mohamed,Yusuf	f	3-7	2-4	1-2	0	1	1	2	9	0	1	0	1	22	
01	Fitzgerald Jr.,Marc	g	2-9	1-6	0-0	0	3	3	3	5	0	3	0	0	30	
10	Johal,Monty	g	0-2	0-2	0-0	0	0	0	0	2	0	1	0	1	14	
23	Moody,Ravel	g	0-7	0-4	2-3	0	5	5	1	2	2	1	1	0	25	
00	Freeman,Mark		5-16	2-6	10-10	0	2	2	2	22	4	4	0	5	32	
03	Womack,Amorey		1-3	1-1	0-0	1	0	1	0	3	0	0	0	0	3	
11	Barrett,Shakwon		2-3	0-1	0-0	0	3	3	0	4	0	1	0	0	17	
12	Joyner,Evan		1-1	0-0	0-0	0	3	3	0	2	0	0	2	0	13	
20	Malone,Donnie		0-0	0-0	0-0	0	0	0	0	0	0	0	1	0	3	
22	Linder,Josh		0-1	0-0	0-0	1	2	3	2	0	0	0	0	0	10	
	Team					1	0	1								
Totals			16-52	6-24	15-17	4	21	25	16	53	7	11	7	7	200	

Murray St. 73 • 7-7,4-5 OVC

#	Player		Total		3-Ptr		Rebounds			PF	TP	A TO Blk Stl				Min
			FG-FGA	FG-FGA	FT-FTA	Off	Def	Tot	A			TO	Blk	Stl		
00	Demond Robinson	f	0-1	0-0	0-0	2	1	3	0	0	1	1	0	1	12	
23	KJ Williams	f	9-16	1-3	6-8	5	11	16	1	25	1	2	0	1	34	
01	DaQuan Smith	g	1-3	0-1	0-0	1	2	3	0	2	1	2	1	0	13	
04	Dionte Bostick	g	2-2	0-0	4-7	0	2	2	3	8	2	5	0	0	16	
10	Tevin Brown	g	2-8	1-7	2-2	1	5	6	2	7	2	0	2	1	38	
02	Chico Carter, Jr.		3-8	2-6	2-2	0	3	3	0	10	3	0	0	0	29	
13	Devin Gilmore		5-6	0-0	2-2	2	3	5	2	12	2	1	0	0	24	
14	Justice Hill		2-5	0-1	0-0	0	4	4	4	4	2	1	0	0	19	
22	Brian Whitley		1-1	1-1	0-0	0	0	0	0	3	0	0	0	0	2	
24	Ja'Queze Kirby		0-0	0-0	0-0	0	1	1	0	1	0	1	0	0	2	
26	Rodriguez Thomas		0-1	0-1	0-0	0	0	0	0	0	0	0	0	0	2	
32	Nicholas McMullen		1-3	0-0	0-0	1	0	1	1	2	0	0	0	0	7	
33	Jackson Sivills		0-0	0-0	0-0	0	0	0	0	0	0	0	0	0	2	
	Team					0	1	1			1					
Totals			26-54	5-20	16-21	12	33	45	17	73	14	13	4	2	200	

Officials: Tariq Lucas,Andrew Walton,Steve Divine

Technical fouls: Tennessee State-None. Murray St.-None.

Attendance: 1290

2020-21 Men's Basketball. Round: 0. Murray St. vs Tennessee St.. Played at CFS

Score by periods	1st	2nd	Total
Tennessee State	22	31	53
Murray St.	31	42	73

Last FG - TSUM 2nd-09:16, MSU 2nd-09:24.

Largest lead - TSUM by 1 1st-07:19, MSU by 23 2nd-09:24.

Score tied - 1 time.

Lead changed - 2 times.

Points	In	Off	2nd	Fast	Bench
TSUM	18	7	10	2	31
MSU	42	14	10	7	31

GAME 15 ▶▶ 1/30/21 - Austin Peay - AWAY - L - 71-56**01/28/21 7:30 pm at Murray, KY****Tennessee State 53 • 3-11,2-9 OVC**

#	Player		Total		3-Ptr	Rebounds					PF	TP	A TO Blk Stl				Min
			FG-FTA	FG-FGA	FT-FTA	Off	Def	Tot	A	TO			Blk	Stl			
13	Green,Mason	f	2-3	0-0	2-2	1	2	3	4	6	0	1	2	0	31		
24	Mohamed,Yusuf	f	3-7	2-4	1-2	0	1	1	2	9	0	1	0	1	22		
01	Fitzgerald Jr.,Marc	g	2-9	1-6	0-0	0	3	3	3	5	0	3	0	0	30		
10	Johal,Monty	g	0-2	0-2	0-0	0	0	0	0	2	0	1	0	1	14		
23	Moody,Ravel	g	0-7	0-4	2-3	0	5	5	1	2	2	1	1	0	25		
00	Freeman,Mark		5-16	2-6	10-10	0	2	2	2	22	4	4	0	5	32		
03	Womack,Amorey		1-3	1-1	0-0	1	0	1	0	3	0	0	0	0	3		
11	Barrett,Shakwon		2-3	0-1	0-0	0	3	3	0	4	0	1	0	0	17		
12	Joyner,Evan		1-1	0-0	0-0	0	3	3	0	2	0	0	2	0	13		
20	Malone,Donnie		0-0	0-0	0-0	0	0	0	0	0	0	0	1	0	3		
22	Linder,Josh		0-1	0-0	0-0	1	2	3	2	0	0	0	0	0	10		
	Team					1	0	1	1								
Totals			16-52	6-24	15-17	4	21	25	16	53	7	11	7	7	200		

CAREER HIGHS 20-21 AVERAGES

**MARK FREEMAN**5-10 | 160 | So. | G
Memphis, Tenn.**PPG:** 14.7 | **RPG:** 4.0 | **APG:** 3.7**PTS** -- 26 (at Belmont, 12/8/20)**REB** -- 9 (vs EIU, 1/2/20)**AST** -- 9 (AT ECU, 2/20/20)

- Finalist for 2018 Mr. Basketball alongside Tyler Harris and Alex Lomax
- 2x All-State Honoree
- Three-start recruit (ESPN & 247sports)

**MARCUS FITZGERALD JR**6-2 | 175 | Fr. | G
Nashville, Tenn.**PPG:** 12.7 | **RPG:** 2.8 | **APG:** 1.5**PTS** -- 32 (vs SIUE, 1/21/21)**REB** -- 6 (2x, last vs SIUE, 1/21/21)**AST** -- 4 (at Tennessee Tech, 1/16/21)

- Ranked a 3-star recruit by 247sports
- Ranked as the top point guard in TN
- Led Pearl-Cohn to the Class AA state quarterfinals

**CARLOS MARSHALL JR**6-6 | 210 | R-Jr. | G
Memphis, Tenn.**PPG:** -- | **RPG:** -- | **APG:** --**PTS** -- 25 (vs Alabama A&M, 11/05/19)**REB** -- 13 (at Jax State, 1/30/20)**AST** -- 6 (vs Fisk, 11/18/19)

- 2019-20 All-OVC Second Team
- 2020-21 Preseason All-OVC
- 2019-20 Leading scorer
- Hip injury, out indefinitely

**AMOREY WOMACK**6-1 | 185 | R-Fr. | G
St. Louis, Mo.**PPG:** 3.1 | **RPG:** 1.7 | **APG:** 0.4**PTS** - 9 (vs. Austin Peay, 12/30/20)**REB** - 5 (vs. Austin Peay, 12/30/20)**AST** - 1 (4x, last vs. Austin Peay, 12/30/20)

- Redshirted 2019-20 season at TSU
- Named 2019 McDonald's All-American finalist
- Played alongside Freeman in the EYBL


**SHAKEM JOHNSON**6-7 | 210 | Sr. | F
Youngstown, Ohio**PPG:** 8.6 | **RPG:** 4.8 | **APG:** 1.2**PTS** -- 27 (vs Blue Mountain, 12/21/19)**REB** -- 11 (vs Morehead State, 1/16/20)**AST** -- 3 (4x, last vs UT Martin, 1/7/21)

- Led the league in field goal percentage, averaging 62.4 percent
- Averaged 9.0 points, 5.3 rebounds and averaged 22.7 minutes per game as JR

CAREER HIGHS 20-21 AVERAGES

**MONTY JOHAL**6-3 | 185 | R-So. | G
Springfield, Mo.**PPG:** 4.1 | **RPG:** 2.5 | **APG:** 1.3**PTS** -- 12 (vs Crowley's Ridge, 12/19/20)**REB** -- 5 (at IUPUI, 12/12/20)**AST** -- 3 (3x, last at SEMO 1/2/21)

- Redshirt 2018-19
- Missed 2019-20 season due to injury
- 2,500+ points at Glendale HS, most All-time in Springfield Public School history

**SHAKWON BARRETT**6-5 | 180 | Jr. | G
Toronto, Ontario**PPG:** 4.1 | **RPG:** 3.0 | **APG:** 1.7**PTS** - 17 (vs Belmont, 12/18/20)**REB** - 6 (vs Crowley's Ridge, 12/19/20)**AST** - 4 (3x, last vs SIUE, 1/21/21)

- Averaged 8.7 points, 3.2 rebounds and 3.1 assists in 25.1 minutes per game at Northwest Florida State
- Played his freshman season at Tulane

**EVAN JOYNER**6-8 | 180 | Fr. | G
Greensboro, NC**PPG:** 1.7 | **RPG:** 2.0 | **APG:** 0.2**PTS** - 6 (vs EIU, 1/23/21)**REB** - 6 (vs EIU, 1/23/21)**AST** - 1 (AT AUSTIN PEAY, 1/30/21)

- Helped the HS to a 25-9 record as a senior
- USA National Prep Champion
- Played AAU for Garner Road, coached by NBA All Star David West

**MASON GREEN**6-10 | 220 | R-Jr. | F
Ellenwood, Ga.**PPG:** 4.1 | **RPG:** 1.9 | **APG:** 0.1**PTS** -- 10 (at SEMO 1/2/21)**REB** -- 5 (vs EIU, 1/23/21)**AST** -- 1 (vs. Austin Peay, 12/30/20)

- Redshirted 2019-20 season at TSU
- Averaged 8.6 points and 6.6 rebounds per game at Georgia Highlands
- Played freshman season at Mercer

**DEVONTE LANIER**6-7 | 213 | Jr. | F
Huntsville, Ala.**PPG:** 0.8 | **RPG:** 1.0 | **APG:** 0.0**PTS** -- 4 (vs Crowley's Ridge, 12/19/20)**REB** -- 2 (3x, last at SEMO 1/2/21)**AST** --

- Averaged 10 ppg and 10.6 rpg while shooting 61 percent from the field
- Recorded 76 blocks in year one at Lawson State ranking 13th in the nation

CAREER HIGHS 20-21 AVERAGES

**DONNIE MALONE**6-2 | 185 | Sr. | G
Memphis, Tenn.**PPG:** 0.4 | **RPG:** 0.0 | **APG:** 0.1**PTS** - 4 (at ECU, 2/20/20)**REB** - 4 (vs Blue Mountain, 12/21/19)**AST** - 1 (3x, last at Jax State, 1/30/20)

- Averaged 0.6 ppg, 0.5 rpg in 18 games
- Shot 71 percent from the floor
- Played alongside Marshall and Johnson at Southwest

**JOSH LINDER**6-8 | 210 | Sr. | F
Kathleen, Ga.**PPG:** 5.8 | **RPG:** 2.9 | **APG:** 0.3**PTS** - 13 (vs Crowley's Ridge, 12/19/20)**REB** - 6 (vs Chatt, 12/22/20)**AST** - 2 (vs Crowley's Ridge, 12/19/20)

- Played three seasons at Georgia State
- Ranked No. 3 forward in Georgia coming out of high school

**RAVEL MOODY**6-6 | 200 | Sr. | G
Denver, Co.**PPG:** 7.8 | **RPG:** 3.6 | **APG:** 1.0**PTS** -- 24 (at JSU 1/14/21)**REB** -- 9 (vs SEMO 1/19/21)**AST** -- 3 (2x, last at Tennessee Tech, 1/16/21)

- NJCAA All-American Honorable Mention
- Averaged 13.9 ppg at Northeast Oklahoma
- Won district championship title, advancing to the NJCAA tournament
- Named Tournament MVP

**YUSUF MOHAMED**6-10 | 200 | Jr. | F
Seattle, Wa.**PPG:** 6.3 | **RPG:** 5.2 | **APG:** 0.5**PTS** - 18 (vs SIUE, 1/21/21)**REB** - 11 (vs SIUE 1/21/21)**AST** - 2 (vs Crowley's Ridge, 12/19/20)

- Averaged 12.1 points, 6.4 rebounds per game at North Idaho State
- Ranked 19th in the nation shooting 55.3 percent from the floor

**SAMONE NELSON JR.**6-9 | 235 | R-Jr. | F
Memphis, Tenn.**PPG:** -- | **RPG:** -- | **APG:** --**PTS** -**REB** -**AST** -

- Began collegiate career as a junior in 2019-20 at TSU

TENNESSEE STATE UNIVERSITY TIGERS**PRONUNCIATION GUIDE**

##	NAME	PRONUNCIATION
#3	Amorey Womack	uh-MOR-ee
#4	Shakem Johnson	shuh-kim
#10	Monty Johal	JOE-hall
#11	Shakwon Barrett	shuh-kwon bare-it
#15	Devonte Lanier	luh-neer
#22	Josh Linder	LYNN-der
#23	Ravel Moody	RUH-vel

NEXT 3 GAMES

2/6	at EIU	4 p.m.
2/11	vs Morehead State	8 p.m.
2/13	vs ECU	4 p.m.

2020-21 RECORD

3-12 OVERALL
2-10 OVC

**BRIAN 'PENNY' COLLINS**3rd Season
Belmont '06**TSU RECORD:** 30-48
CAREER RECORD: SAME

- Assistant stops at Illinois St., ETSU & Cumberland
- HC at Columbia St. (2012-15)
- TSU GA in 2007-08 & DOBO in 2008-09
- Family moved from Memphis to Nashville at age 11