

2020-21 TENNESSEE STATE MEN'S BASKETBALL GAME NOTES

2020-2021 SCHEDULE ▶▶

Overall: 1-5 OVC: 0-3 Home: 1-3 Away: 0-2 Neutral: 0-0		
NOV 26	CSU	vs Coppin State Canceled
NOV 27	X	at Marshall Canceled
DEC 2	BELMONT	BELMONT ESPN+ Postponed
DEC 8	BELMONT	at Belmont ESPN+ L, 79-64
DEC 12	IUPUI	at IUPUI ESPN3 L, 69-66
DEC 18	BELMONT	BELMONT ESPN+ L, 88-63
DEC 19	CROWLEY'S RIDGE	CROWLEY'S RIDGE ESPN+ W, 90-68
DEC 22	C	CHATTANOOGA ESPN+ L, 66-63
DEC 30	AUSTIN PEAY	AUSTIN PEAY ESPN+ L, 68-59
JAN 2	SEMI	at Southeast Missouri* ESPN+ 5 p.m.
JAN 7	UT MARTIN*	UT MARTIN* ESPN+ 8 p.m.
JAN 9	SEMI	SOUTHEAST MISSOURI* ESPN+ 4 p.m.
JAN 14	JACKSONVILLE STATE*	at Jacksonville State* ESPN+ 7:30 p.m.
JAN 16	TECH	at Tennessee Tech* ESPN+ 8 p.m.
JAN 21	SIU-EDWARDSVILLE*	SIU-EDWARDSVILLE* ESPN+ 8 p.m.
JAN 23	EASTERN ILLINOIS*	EASTERN ILLINOIS* ESPN+ 4 p.m.
JAN 28	M	at Murray State* ESPN+ 7:30 p.m.
JAN 30	AUSTIN PEAY*	at Austin Peay* ESPN+ 4 p.m.
FEB 4	SIU-EDWARDSVILLE*	at SIU-Edwardsville* ESPN+ 4 p.m.
FEB 6	E	at Eastern Illinois* ESPN+ 4 p.m.
FEB 11	MOREHEAD STATE*	MOREHEAD STATE* ESPN+ 8 p.m.
FEB 13	EKU	EASTERN KENTUCKY* ESPN+ 4 p.m.
FEB 18	TECH	TENNESSEE TECH* ESPN+ 8 p.m.
FEB 20	JACKSONVILLE STATE*	JACKSONVILLE STATE* ESPN+ 4 p.m.
FEB 25	MOREHEAD STATE*	at Morehead State* ESPN+ 6 p.m.
FEB 27	EKU	at Eastern Kentucky* ESPN+ 6 p.m.
MAR 4-7	OVC	Ohio Valley Conference Tournament ^ ESPN+ / ESPNU / ESPN2

THE MATCHUP ▶▶



TENNESSEE STATE TIGERS

1-4, 0-2 OVC

Brian "Penny" Collins (3rd Season, Belmont '06)



SOUTHEAST MISSOURI REDHAWKS

5-3, 1-1

BRAD KORN (1st season, Southern Illinois, '04)

GAME DETAILS ▶▶

THE BASICS: Jan. 2, 2021 ▶ Cape Girardeau, Mo. ▶ Show Me Center ▶ 5:00 p.m.

VIDEO: ESPN+ ▶ Alex Gould (play by play) and CJ Eke (color) on the call

LISTEN: Big Blue Sports Network ▶ Greg Pogue (play by play) and Will Brown (color) on the call

LIVE STATS: StatBroadcast

AT A GLANCE ▶▶

▶ The Tennessee State University men's basketball team heads to Cape Girardeau, Missouri, for its first game of 2021. Big Blue is set to play the Redhawks of Southeast Missouri in the Show Me Center, Saturday, Jan. 2. Tip is slated for 5 p.m. on ESPN+.

FITZGERALD JR. ENTERS THE STARTING LINEUP

▶ Freshman guard Marcus Fitzgerald Jr. entered the starting lineup on Wednesday against Austin Peay and will remain there for game four of OVC action.

▶ Fitzgerald is the sole Nashville native of an active roster of 14.

OVC ROAD OPENER - SORT OF

▶ This marks the first road game of the new year and the first OVC road game outside of Big Blue's game at Belmont to kick off the 2020-21 season. All teams in the league played at least one game against another OVC squad prior to Dec. 25

and another Wednesday, Dec. 30.

▶ TSU has completed its yearly series against Belmont and finished 0-2 and suffered a loss to APSU at home just four days ago.

OVC LEADERS

▶ TSU is ranked fifth in the OVC in offensive (11.0 rpg) sixth in defensive rebounds (25.5 rpg) and fifth in steals (7.0 spg).

▶ Mark Freeman is sixth in the league in scoring, averaging 16.0 ppg, third in free throw percentage (.839 (26 of-31)).

▶ Josh Linder averages 65.6 percent from the floor ranking fourth (21-of-32).

▶ Averaging 3.2 offensive rebounds per game, Shakem Johnson ranks third in the league, 53rd in the nation.

A WIN WOULD

▶ Mark TSU's 81st win over the last six years and Coach Collins' 29th win as a head coach.

▶ Would be TSU's first OVC win since March 4, 2020.

TENNESSEE STATE PROBABLE STARTERS ▶▶



MARK FREEMAN #0
5-10 | 160 | So. | G
Memphis, Tenn.

PPG	16.0
RPG	3.2
APG	3.5
MINS	33.0



MONTY JOHAL #10
6-3 | 185 | R-So. | G
Springfield, Mo.

PPG	6.5
RPG	3.5
APG	1.7
MINS	23.5



MARCUS FITZGERALD #1
6-2 | 175 | Fr. | G
Nashville, Tenn.

PPG	9.0
RPG	3.0
APG	1.4
MINS	23.0



SHAKEM JOHNSON #4
6-7 | 210 | Sr. | C
Youngstown, Ohio

PPG	8.0
RPG	6.0
APG	1.7
MINS	25.2



JOSH LINDER #22
6-8 | 210 | Sr. | C
Kathleen, Ga.

PPG	7.8
RPG	4.7
APG	0.5
MINS	17.5

CONNECT WITH TSU ATHLETICS ▶▶

MBB Contact: Ashley Fontenot
Email: afonteno@tnstate.edu
Cell: (615)586-8012



@TSU_Tigers
@TSUTigersMBB



@TSUTigers
@TSUTigersMBB

#BigBlueRising

2020-21 NUMERICAL ROSTER ▶▶

#	NAME	POS.	HT.	WT.	CL.	HOMETOWN (PREVIOUS SCHOOL)
0	Mark Freeman	G	5-10	160	So.	Memphis, Tenn. (The Skill Factory/Southwind HS)
1	Marcus Fitzgerald Jr.	G	6-2	175	Fr.	Nashville, Tenn. (Pearl-Cohn HS)
2	Carlos Marshall Jr.	G	6-6	210	R-Jr.	Memphis, Tenn. (Southwest Tennessee CC)
3	Amorey Womack	G	6-1	185	R-Fr.	St. Louis, Mo. (Webster Groves HS)
4	Shakem Johnson	F	6-7	210	Sr.	Youngstown, Ohio (Navarro College)
10	Monty Johal	G	6-3	185	R-Fr.	Springfield, Mo. (Glendale HS)
11	Shakwon Barrett	G	6-5	180	Jr.	Toronto, Ontario (Northwest Florida State)
12	Evan Joyner	F	6-8	180	Fr.	Greensboro, NC (Piedmont Classical HS)
13	Mason Green	F	6-10	220	R-Jr.	Ellenwood, Ga. (Georgia Highlands)
15	Devonte Lanier	F	6-7	213	Jr.	Huntsville, Ala. (Lawson State CC)
20	Donnie Malone	G	6-2	185	Sr.	Memphis, Tenn. (Southwest Tennessee CC)
22	Josh Linder	F	6-8	210	Jr.	Kathleen, Ga. (Georgia State)
23	Ravel Moody	G	6-6	200	Sr.	Denver, Co. (Northeastern Oklahoma)
24	Yusuf Mohamed	F	6-10	200	Jr.	Seattle, Wash. (North Idaho)
34	Samone Nelson Jr.	G	6-5	200	Sr.	Memphis, Tenn. (Central HS)

2020-21 ALPHABETICAL ROSTER ▶▶

#	NAME	POS.	HT.	WT.	CL.	HOMETOWN (PREVIOUS SCHOOL)
11	Shakwon Barrett	G	6-5	180	Jr.	Toronto, Ontario (Northwest Florida State)
1	Marcus Fitzgerald Jr.	G	6-2	175	Fr.	Nashville, Tenn. (Pearl-Cohn HS)
0	Mark Freeman	G	5-10	160	So.	Memphis, Tenn. (The Skill Factory/Southwind HS)
13	Mason Green	F	6-10	220	R-Jr.	Ellenwood, Ga. (Georgia Highlands)
10	Monty Johal	G	6-3	185	R-Fr.	Springfield, Mo. (Glendale HS)
4	Shakem Johnson	F	6-7	210	Sr.	Youngstown, Ohio (Navarro College)
12	Evan Joyner	F	6-8	180	Fr.	Greensboro, NC (Piedmont Classical HS)
15	Devonte Lanier	F	6-7	213	Jr.	Huntsville, Ala. (Lawson State CC)
22	Josh Linder	F	6-8	210	Jr.	Kathleen, Ga. (Georgia State)
20	Donnie Malone	G	6-2	185	Sr.	Memphis, Tenn. (Southwest Tennessee CC)
2	Carlos Marshall Jr.	G	6-6	210	R-Jr.	Memphis, Tenn. (Southwest Tennessee CC)
24	Yusuf Mohamed	F	6-10	200	Jr.	Seattle, Wash. (North Idaho)
23	Ravel Moody	G	6-6	200	Sr.	Denver, Co. (Northeastern Oklahoma)
34	Samone Nelson Jr.	G	6-5	200	Sr.	Memphis, Tenn. (Central HS)
3	Amorey Womack	G	6-1	185	R-Fr.	St. Louis, Mo. (Webster Groves HS)

2020-21 STAFF ▶▶**Head Coach:** Brian "Penny" Collins (Belmont, 2006), 3rd season**Assistant Coach:** Ben Walker (Creighton, 2001), 3rd season**Assistant Coach:** Jerry Nichols (Arkansas State, 2006), 3rd season**Assistant Coach:** Russ Willemsen (Lee [Tenn.], 2004) 3rd season**Director of Basketball Operations:** Josh Bone (Tennessee, 2011) 2nd season**Senior Advisor to the Head Coach:** Ricky Collins (UT Martin, 1978) 2nd Season

Senior Advisor to the Head Coach: Cy Alexander (Catawba College) 1st Season

Video Coordinator: Asa Duvall (Lipscomb, 2016) 2nd Season**2020-21 ROSTER BY CLASS ▶▶****SENIORS (4)**

#4	Shakem Johnson	Youngstown, Ohio
#20	Donnie Malone	Memphis, Tenn.
#22	Josh Linder	Kathleen, Ga.
#23	Ravel Moody	Denver, Colo.
#34	Samone Nelson Jr.	Memphis, Tenn.

JUNIORS (5)

#2	Carlos Marshall, Jr.	Memphis, Tenn.	#
#11	Shakwon Barrett	Toronto, Ontario	
#13	Mason Green	Ellenwood, Ga.	#
#15	Devonte Lanier	Huntsville, Ala.	
#24	Yusuf Mohamed	Seattle, Wa.	

SOPHOMORES (3)

#0	Mark Freeman	Memphis, Tenn.
#3	Amorey Womack	St. Louis, Mo.
#12	Monty Johal	Springfield, Mo.

FRESHMEN (2)

#1	Marcus Fitzgerald Jr.	Nashville, Tenn.
#12	Evan Joyner	Greensboro, NC

Has Already Utilized a redshirt

PRONUNCIATION GUIDE ▶▶

##	NAME	PRONUNCIATION
#3.....	Amorey Womack	uh-MOR-ee
#4.....	Shakem Johnson	shuh-kim
#10.....	Monty Johal	JOE-hall
#11.....	Shakwon Barrett	shuh-kwon bare-it
#15.....	Devonte Lanier.....	luh-neer
#22.....	Josh Linder	LYNN-der
#23.....	Ravel Moody	RUH-vel

INSIDE THE MATCHUP ▶▶**AT A GLANCE ▶▶**

- ▶ TSU is 28-22 in the all-time series over SEMO.
- ▶ Under head coach Brian Collins, TSU leads, 2-1.
- ▶ In Cape, Big Blue is 1-1 and is currently on a one-game winning streak.
- ▶ The Tigers are 10-15 away from Gentry since their first matchup against Southeast Missouri in 1992.
- ▶ TSU has gone into overtime against SEMO three times in the series, and are 2-1 when doing so.

BY THE NUMBERS ▶▶

1-5, 0-3

RECORD

67.5

PPG

73.0

OPP. PPG

.413

FG %

.424

OPP. FG %

.248

3-PT %

.338

OPP. 3-PT %

.620

FT %

36.5

REBS/GAME

-4.2

REBS +/-

12.3

AST/GAME

15.5

TO/GAME

7.0

STL/GAME

2.7

BLK/GAME

2-6, 0-2

PPG

73.6

OPP. PPG

.444

FG %

.456

3-PT %

.376

OPP. 3-PT %

.623

FT %

36.4

REBS/GAME

+5.3

REBS +/-

13.6

AST/GAME

15.4

TO/GAME

6.3

STL/GAME

2.6

BLK/GAME**ALL-TIME SERIES ▶▶**

VS

**TSU'S RECORD**

ALL-TIME SERIES	28-22
SINCE COLLINS BEGAN IN '18-19	2-1
SERIES STREAK	TSU 1W

RECENT MEETINGS

DATE	LOCATION	W/L	SCORE
1/2/2016	A	W	72-66
1/5/2017	H	W	65-62
3/1/2017	*N	L (OT)	75-78
12/31/2017	A	L	65-77
2/2/2019	H	W	79-50
2/28/2019	A	L	74-89
1/11/2020	A	W	75-73

* Game Played at Municipal Auditorium in Nashville, Tenn. in the Ohio Valley Conference First Round

TENNESSEE STATE NEWS AND NOTES ▶▶**LAST TIME OUT**

- ▶ Tennessee State men's basketball completed its 2020 slate at home in the Gentry Center with a loss to Austin Peay, 68-59, Wednesday, Dec. 30. Big Blue is now 1-5 on the season, 0-3 in Ohio Valley Conference play.
- ▶ Down just two at halftime, a slew of scoring droughts and the Gobs' ability to pull down offensive rebounds for second-chance points led to the Tigers' third league defeat.
- ▶ Marcus Fitzgerald Jr., who heard his name in the starting lineup for the first time as a collegiate athlete, led the Tigers in scoring with 13. Fitzgerald was the sole Tiger to score double digits, while three Governors notched double digits, led by Reginald Gee with 20.

LAST TIME OUT AGAINST THE REDHAWKS

- ▶ Carlos Marshall, Jr.'s second half performance lifted the Tigers to its first Ohio Valley Conference road win, 75-73 over Southeast Missouri in the Show Me Center.
- ▶ Down 44-36 at the half, Marshall scored nine points in the first four minutes of the second period. Michael Littlejohn, who led the Tigers in the first with 11 points, followed it up with eight points and three assists in the second, including his fifth three-pointer to give TSU its first lead of the second half with 2:28 left on the clock.
- ▶ With the help of SEMO's 9:30 scoring drought, where the Redhawks had just five points off of free throws, Marshall drove through the lane for a layup to win the game, 75-73.

UNPRECEDENTED START

- ▶ In a normal season, the Tigers would take on a slate of nonconference opponents before entering OVC play. This season Big Blue's first opponents out of the gate were the league's reigning champs, Belmont.
- ▶ In fact, TSU played the crosstown rival twice in 10 days, marking two of the first three games for the Tigers.
- ▶ Big Blue's season, like many across the country, had been delayed from its original Nov. 26 start date due to COVID protocols causing the team to miss two games against Coppin State and Marshall in Huntington, WV.

FROM THE SIX(TH)

- ▶ Tennessee State was picked to finish sixth by the Preseason Media Poll and conference poll of the head coaches and SDS.
- ▶ Shakwon Barrett, junior guard, hails from Toronto, Ontario, serving as our first international player on the squad since Kamar McKnight in 2018, who was also from Toronto.

HBCU FAMILY

- ▶ Freshman Evan Joyner's father is Jay Joyner the 2018 MEAC Coach of the Year. Joyner coached the Aggies of NC A&T where he helped the team to its first 20-win season in 31 years.
- ▶ Senior Advisor to the Head Coach Cy Alexander served as the head coach at South Carolina State where he coaches the Bulldogs to a 276-200 record over a decade and a half. He then took the helm of the TSU Tigers from 2003-2009 before heading to NCA&T from 2012-2016.

MAY I ASSIST?

- ▶ Mark Freeman averaged 4.2 assists as a freshman for the Tigers. Returning as the full-time starting point guard, the Memphis native has continued to lead the floor, averaging a team-high 3.5 apg.
- ▶ Junior college transfer Shakwon Barrett led the team in assists in game one with four and continues to assist averaging 2.0 apg.

UNITY PLEDGE

- ▶ The three divisional Student-Athlete Advisory Committees and the Board of Governors Student-Athlete Engagement Committee collaborated to create a unity pledge and logo that is represented on Big Blue's jerseys.
- ▶ The logo includes three different colored hands holding one another's wrists inside a circle with "United As One" at the bottom. The pledge debuted in a video Oct. 23 on the social media pages of the national SAACS.
- ▶ The pledge can be found on page 6.

"DESERVE TO WIN"


- ▶ TSU Head Coach Brian "Penny" Collins has dubbed "Deserve to Win" his phrase for the team.
- ▶ It is a philosophy that encompasses every aspect of the program from work in the weightroom to how the coaches and student-athletes interact with the community.
- ▶ The roster contains "well-rounded, high-character individuals, with high basketball IQs who lead by example on and off the court."

WHY PENNY?

- ▶ Head Coach Brian "Penny" Collins got his name as a kid. Collins, born in Memphis, moved to Nashville as a young pre-teen. In honor of his favorite college and NBA player, Penny Hardaway who played in his hometown, Collins would sport the Magic jersey while on the court. The name stuck.
- ▶ Collins claims both Memphis and Nashville as his hometown, as he was born in one, and raised in the other.

SWOOSH

- ▶ Tennessee State announced the switch to Nike summer of 2019 after sporting Adidas for many seasons.
- ▶ With the switch, TSU unveiled four new jerseys last season - a traditional white, blue as well as a black and throwback jersey featuring "The Big Blue" and striped shorts.
- ▶ Big Blue plans to unveil two additional uniforms throughout the 2020-21 season.
- ▶ Chandra Cheeseborough, current director of track and field at Tennessee State and olympic gold medalist was the first african american woman sponsored by Nike.

STAY LOCAL ▶▶

- ▶ Of the six individuals who make up the TSU coaching staff, five of them are either from the state of Tennessee or went to college in Tennessee.
- ▶ The roster contains four players from Tennessee - Mark Freeman (Memphis), Marcus Fitzgerald Jr. (Nashville) Carlos Marshall, Jr. (Memphis), Donnie Malone (Memphis) and Samone Nelson Jr. (Memphis).
- ▶ Evan Joyner, freshman from Greensboro, NC was born in Nashville.
- ▶ Three attended junior college in Tennessee at Southwest Tennessee Community College - Donnie Malone, Carlos Marshall, Jr.
- ▶ Carlos Marshall Jr. and Mark Freeman played together at Southwind High School in Memphis.

SIGNEES ▶▶

- ▶ Coach Collins signed Samuel Keita and Tajik Bartholomew to the 2021 class during the early signing period.
- ▶ Keita, a forward from London, averaged 5.5 points and 4.6 rebounds in just 17 games as a freshman at Casper College.
- ▶ Bartholomew out of Austin, Texas, is a 6-3 combo guard transferring in from Tohono O'odham where he averaged 14.4 points, 3.9 rebounds and 3.6 assists in 30 games.

OVC PRESEASON POLL ▶▶**COACHES/SIDS POLL ▶▶**

#	SCHOOL	POINTS
1.	Austin Peay(9)	226.
	Murray St. (10)	226
3.	Belmont	214
4.	Eastern Kentucky	173
5.	Eastern Illinois	153
6.	Tennessee State	139
7.	Jacksonville State	124
8.	Morehead St.	87
9.	Tennessee Tech	84
10.	UT Martin	80
11.	SIUE	48
12.	Southeast Missouri	30
(First Place Votes)		

MEDIA POLL ▶▶

#	SCHOOL	POINTS
1.	Austin Peay(6)	145
	Murray St. (6)	145
3.	Belmont (1)	127
4.	Eastern Kentucky	115
5.	Eastern Illinois	98
6.	Tennessee State	92
7.	Jacksonville State	80
8.	Tennessee Tech	56
9.	Morehead State	54
10.	UT Martin	46
11.	SIUE	29
12.	SEMO	17
(FIRST PLACE VOTES)		

WINS AMONG OVC SINCE '15-16 ▶▶

SCHOOL	'15-16	'16-17	'17-18	'18-19	'19-20	'20-21	6-YEAR
1. Belmont	20	23	23	21	24	9	119
2. Murray St.	17	16	24	21	22	4	104
3. Austin Peay	18	11	17	19	20	6	91
4. Jacksonville St.	8	20	20	19	13	7	87
5. TSU	20	17	15	9	18	1	80
T6. UT Martin	20	22	10	10	9	3	74
T6. Eastern Illinois	13	14	11	14	17	3	73
8. Morehead St.	23	14	8	10	13	4	72
9. Eastern Kentucky	15	12	11	11	15	8	71
10. Tennessee Tech	19	12	18	7	9	1	67
11. SEMO	5	15	14	8	7	2	51
12. SIUE	6	6	9	8	8	3	40

ABOUT TSU ▶▶

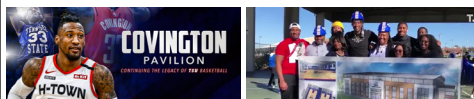
- ▶ TSU is one of two NCAA Division I HBCU that competes outside of the MEAC or SWAC (Hampton competes in the Big South)
- ▶ Of the four D-1 schools in Nashville (TSU, Belmont, Lipscomb and Vanderbilt), TSU is the only public university
- ▶ Notable alumni include
 - Oprah Winfrey
 - Anthony Mason (NBA)
 - Dick Barnett (NBA)
 - Dominique Rodgers-Comartie (NFL) - Oakland Raiders
 - Ed "Too Tall" Jones (NFL)
 - Anthony Levine (NFL) - Baltimore Ravens
 - Richard Dent (NFL)
 - Wilma Rudolph (Track)

OHIO VALLEY CONFERENCE STANDINGS ▶▶

SCHOOL	OVC	PCT.	CONF. STREAK	OVERALL	PCT.	HOME	AWAY	NEUTRAL	STREAK
Belmont	3-0	1.000	W3	9-1	0.900	3-1	3-0	3-0	W6
Jacksonville State	3-0	1.000	W3	7-2	0.778	3-0	1-2	3-0	W4
SIUE	1-0	1.000	W1	3-4	0.429	0-1	2-2	1-1	W1
Eastern Kentucky	2-1	0.667	W1	8-2	0.800	5-0	1-2	2-0	W3
Austin Peay	2-1	0.667	W2	6-3	0.667	3-1	1-1	2-1	W2
UT Martin	1-1	0.500	L1	3-3	0.500	2-1	1-2	0-0	L3
Murray State	1-2	0.333	L2	4-4	0.500	4-0	0-4	0-0	L2
Morehead State	1-2	0.333	L1	4-6	0.400	4-1	0-4	0-1	L2
Tennessee Tech	1-2	0.333	W1	1-9	0.100	1-2	0-7	0-0	W1
Eastern Illinois	0-1	0.000	L1	3-5	0.375	2-0	1-5	0-0	L1
Southeast Missouri	0-2	0.000	L2	2-6	0.250	1-2	0-4	1-0	L5
Tennessee State	0-3	0.000	L3	1-5	0.167	1-3	0-2	0-0	L2

TSU IN THE NBA ▶▶

- ▶ TSU has had 14 former players compete in an NBA game
- ▶ Robert Covington was recently traded to Portland after a NBA playoff run with the Houston Rockets. Covington played two seasons with the Timberwolves after five-years in Philly and one with the Houston Rockets
- ▶ Covington earned '10 OVC All-Newcomer Team, '11&'12 All-OVC First Team and '13 All-OVC Second Team
- ▶ Tahjere McCall signed to the Hawks training camp roster after a successful summer season with the team.
- ▶ Notable former Tigers are Anthony Mason, Carlos Rogers, Dick "Skull" Barnett, Ted "Hound" McClain, Lloyd Neal & Leonard "Truck" Robinson

COVINGTON PAVILION ▶▶

- ▶ On Nov. 12, TSU basketball alumn and current Portland Trail Blazers forward Rob Covington announced the donation of a new practice facility to be used by men's and women's Basketball.
- ▶ The facility, located just steps away from the Gentry Center will feature two courts, locker rooms and offices for both programs.
- ▶ "I love my alma mater, I'm not donating a new practice facility for the recognition or because I NEED to – I am doing it because I truly WANT to. I know what the school didn't have when I was here as a student and I want future generations of kids to have the best resources available to them, to build their futures both on and off the court. I want them to step on this campus and feel like their dreams can come true here, because mine really did."

CONSECUTIVE GAMES WITH A 3 ▶▶

883

- ▶ TSU has made a three-pointer in ^^ consecutive games
- ▶ Last time TSU didn't make a 3 was Dec. 29, 1990 at Colorado, going 0-for-16 in a 124-86 loss.
- ▶ The streak dates back 26 years and is the longest active streak in the OVC.
- ▶ On the streak, TSU has shot 5,915-for-17,346 (34.1 percent) on three-pointers

TSU'S RECORD WHEN... ▶▶

VENUE	'20-21	Collins' Career
Overall	1-5	28-41
Home	1-3	18-13
Away	0-2	7-27
Neutral	0-0	3-1
HALFTIME	'20-21	Collins' Career
When TSU leads at halftime	1-1	22-5
When TSU trails at halftime	0-4	6-35
When TSU is tied at halftime	0-0	0-1
SCORING OFFENSE	'20-21	Collins' Career
When TSU scores 100+ points	0-0	2-0
When TSU scores 90-99 points	1-0	3-0
When TSU scores 80-89 points	0-0	7-3
When TSU scores 70-79 points	0-0	11-11
When TSU scores 60-69 points	0-4	5-20
When TSU scores 50-59 points	0-1	0-4
When TSU scores 40-49 points	0-0	0-3
When TSU scores 30-39 points	0-0	0-0
SCORING DEFENSE	'20-21	Collins' Career
When TSU allows 100+ points	0-0	0-1
When TSU allows 90-99 points	0-0	0-6
When TSU allows 80-89 points	0-1	2-13
When TSU allows 70-79 points	0-1	10-11
When TSU allows 60-69 points	1-3	11-7
When TSU allows 50-59 points	0-0	6-2
When TSU allows 40-49 points	0-0	1-0
When TSU allows 30-39 points	0-0	0-0
OVERTIME	'20-21	Collins' Career
One Overtime	0-0	2-0
Double Overtime	0-0	1-0
Triple Overtime	0-0	0-0
MONTH	'20-21	Collins' Career
November	0-0	7-7
December	1-5	5-12
January	0-0	8-10
February	0-0	7-10
March	0-0	1-1
REBOUNDS	'20-21	Collins' Career
When TSU leads in rebounds	1-1	22-15
When opponent leads in rebounds	0-4	5-24
When game ends tied in rebounds	0-0	1-2
ASSISTS	'19-20	Collins' Career
When TSU leads in assists	1-2	20-15
When opponent leads in assists	0-2	4-21
When game ends tied in assists	0-1	3-4

TENNESSEE STATE NEWS AND NOTES ▶▶**FIVE-DAY RUN**

▶With three canceled games due to COVID-19 protocols, the Tigers added a Saturday-night game versus Crowley's Ridge late in the week, forcing the team to play three games in just five days in late December - all at home in the Gentry Center. Game one versus OVC rival Belmont occurred on Friday, Dec. 18. The team had a quick 25 hour turnaround to play Crowley's Ridge Saturday, Dec. 19. Big Blue has had just a 48 hour break before taking on another powerhouse in UTC.

▶The team garnered a 1-2 record in the 120 hours with a 88-63 loss to Belmont, a 90-68 win over Crowley's Ridge and a 66-63 loss to Chattanooga.

COACH COLLINS' SUCCESS IN YEAR TWO

▶Head Coach Brian "Penny" Collins enters his third season at the helm of the Tigers after a season of record breaking crowds, tying the home-win record (11) and topping the OVC in ESPN+ views.

▶TSU ranked number one in the country over Memphis in increase in average attendance with a 342 percent increase. The Battle of the Pennys? West vs. Middle.

REAPPEARANCE OF CY THE GREAT

▶The Collins era continues with the addition of former TSU head coach Cy Alexander as a senior advisor.

▶Alexander gave Collins his start in the coaching industry as a graduate assistant in 2007.

▶He spent his time at three major HBCU programs with the following records:

- ▶South Carolina State: 276-200 (5 NCAA Tournaments)
- ▶Tennessee State: 73-108

▶North Carolina A&T: 21-35 (1 NCAA Tourney)

VETERANS OF THE GAME

▶Of the nine Tiger newcomers, four have Division I playing experience.

- ▶#11 - Shakwon Barrett - Tulane
- ▶#13 - Mason Green - Mercer
- ▶#22 - Josh Linder - Georgia State
- ▶#34 - Samone Nelson Jr. - Tennessee State (redshirt)

TURNING OVER A NEW LEAF

▶After a season of averaging 17.4 turnovers per game, the Tigers have evened the tally ranking 59th in the nation in turnovers forced.

MEN'S BASKETBALL HISTORY (CONT. ON PAGE 6)

First Season 1944-45
National Championships (3) NAIA - 1957, 1958 & 1959
20 Win Seasons..... 22
30 Win Seasons..... 3
Undeclared Seasons (1) 1949

LESS CHEERING IN GENTRY CENTER

▶Due to the ongoing pandemic, Tennessee State Athletics has announced it will be allowing approximately 15 percent capacity in the Gentry Center for home basketball games.

▶There will be no lower level seating for fans.

Students seating will be located in sections A, B and C for both men's and women's games.

▶A normal temperature will be required to enter the building. Temperature check devices will be located in the lobby upon entry.

▶Fans and staff members are required to wear face coverings when entering, leaving and moving throughout the facility. Fans should wear face coverings when seated except while actively eating or drinking.

ZOOM ZOOM ZOOM

▶Post-game press conferences will occur on zoom, approximately 18 minutes after the end of the game.

▶Contact Ashley Fontenot at afonteno@tnstate.edu for the zoom information.

LEADS, DEFICITS, ETC. ▶▶

Date	Opponent	TSU's Largest Lead	TSU's Largest Deficit	Lead Changes	Score Tied	Rebounds TSU/OPP (+/-)	Paint PTS TSU/OPP (+/-)	2nd Chance PTS TSU/OPP (+/-)	Bench PTS TSU/OPP (+/-)	Outcome
12/8	at Belmont	None	22 (2nd - 6:05)	0	0	39/43 (-4)	34/20 (+14)	3/12 (-9)	16/14(+2)	L, 79-64
12/12	at IUPUI	6 (1st - 17:50)	10 (1st - 2:31)	7	5	47/40(+7)	46/20(+26)	10/8(+2)	22/22(-)	L, 69-66
12/18	vs Belmont	2 (1st - 14:34)	25 (2nd - 0:34)	2	3	24/42(-18)	30/42(-12)	6/18(-12)	18/49(-31)	L, 88-63
12/19	vs Crowley's Ridge	25 (2nd - 4:18)	6 (1st - 17:31)	2	3	43/37(+6)	48/30(+18)	24/16 (+8)	41/23 (+18)	W, 90-68
12/22	vs Chattanooga	13 (2nd - 9:45)	3 (2nd - 0:15)	9	7	33/39 (-6)	40/22 (+18)	7/7 (-)	9/12(-3)	L, 66-63
12/30	vs Austin Peay	None	13 (2nd - 13:39)	0	2	33/43 (-10)	10/32 (-22)	5/19 (-14)	19/13 (+6)	L, 68-59
1/2	at SEMO									
1/7	vs UT Martin									
1/9	vs SEMO									
1/14	at Jacksonville State									
1/16	at Tennessee Tech									
1/21	vs SIU-Edwardsville									
1/23	vs Eastern Illinois									
1/28	at Murray State									
1/30	at Austin Peay									
2/4	at SIU-Edwardsville									
2/6	at Eastern Illinois									
2/11	vs Morehead State									
2/13	vs Eastern Kentucky									
2/18	vs Tennessee Tech									
2/20	vs Jacksonville State									
2/25	at Morehead State									
2/27	at Eastern Kentucky									

2020-21 TSU SINGLE-GAME SUPERLATIVES ▶▶**POINTS SCORED****Team:** 90 - vs Crowley's Ridge (12/19/20)**Individual:** 26- Mark Freeman- at Belmont (12/8/20)**FIELD GOALS MADE****Team:** 33 - vs Crowley's Ridge (12/19/20)**Individual:** 10 - Mark Freeman- at Belmont (12/8/20)**3-POINTERS MADE****Team:** 8 - vs Crowley's Ridge (12/19/20), vs Austin Peay (12/30/20)**Individual:** 3 - Amorey Womack - vs Austin Peay (12/30/20)**FREE THROWS MADE****Team:** 16 - vs Crowley's Ridge (12/19/20)**Individual:** 8 - Mark Freeman - vs Austin Peay (12/30/20)**FIELD GOAL PERCENTAGE****Team:** 50.0% (33-of-66) - vs Crowley's Ridge (12/19/20)**3-Point:** 32.0% (8-of-25) - vs Austin Peay (12/30/20)**2020-21 TSU GAME-BY-GAME HIGHS ▶▶**

Date	Opponent	Points	Rebounds	Assists	Outcome
12/8	at Belmont*	Freeman (26)	Mohamed/Johnson (6)	Barrett (4)	L, 79-64
12/12	at IUPUI	Johnson (17)	Johnson (8)	Freeman/Johal (3)	L, 69-66
12/18	vs. Belmont*	Barrett (17)	Johnson (5)	Johal (3)	L, 88-63
12/19	vs. Crowley's Ridge	Fitzgerald Jr. (17)	Johnson (9)	Freeman (5)	W, 90-68
12/22	vs. Chattanooga	Freeman (20)	Johnson (6)	Freeman (6)	L, 66-63
12/30	vs. Austin Peay*	Fitzgerald, Jr. (13)	Womack/Linder (5)	Freeman (3)	L, 68-59
1/2	at SEMO*				
1/7	vs UT Martin*				
1/9	vs SEMO*				
1/14	at Jacksonville State*				
1/16	at Tennessee Tech*				
1/21	vs SIU-Edwardsville*				
1/23	vs Eastern Illinois*				
1/28	at Murray State*				
1/30	at Austin Peay*				
2/4	at SIU-Edwardsville*				
2/6	at Eastern Illinois*				
2/11	vs Morehead State*				
2/13	vs Eastern Kentucky*				
2/18	vs Tennessee Tech*				
2/20	vs Jacksonville State*				
2/25	at Morehead State*				
2/27	at Eastern Kentucky*				

STARTERS ▶▶

Date	Opponent	Guard	Guard	Guard	Guard/Forward	Forward	Outcome
12/8	at Belmont*	Freeman	Johal	Barrett	Johnson	Linder	L, 79-64
12/12	at IUPUI	Freeman	Johal	Barrett	Johnson	Linder	L, 69-66
12/18	vs. Belmont*	Freeman	Johal	Barrett	Johnson	Linder	L, 88-63
12/19	vs. Crowley's Ridge	Freeman	Johal	Barrett	Johnson	Linder	W, 90-68
12/22	vs. Chattanooga	Freeman	Johal	Barrett	Johnson	Linder	L, 66-63
12/30	vs. Austin Peay*	Freeman	Johal	Fitzgerald, Jr.	Johnson	Linder	L, 68-59
1/2	at SEMO*						
1/7	vs UT Martin*						
1/9	vs SEMO*						
1/14	at Jacksonville State*						
1/16	at Tennessee Tech*						
1/21	vs SIU-Edwardsville*						
1/23	vs Eastern Illinois*						
1/28	at Murray State*						
1/30	at Austin Peay*						
2/4	at SIU-Edwardsville*						
2/6	at Eastern Illinois*						
2/11	vs Morehead State*						
2/13	vs Eastern Kentucky*						
2/18	vs Tennessee Tech*						
2/20	vs Jacksonville State*						
2/25	at Morehead State*						
2/27	at Eastern Kentucky*						

Free Throw: 76.9% (10-of-13) - vs Belmont (12/18/20)**REBOUNDS****Team:** 47 - at IUPUI (12/12/20)**Individual:** 8 - Shakem Johnson- at IUPUI (12/12/20)**ASSISTS****Team:** 20 - vs Crowley's Ridge (12/19/20)**Individual:** 6 - Mark Freeman -vs Chattanooga (12/22/20)**STEALS****Team:** 11 - vs Crowley's Ridge (12/19/20)**Individual:** 3 - Mark Freeman- at IUPUI (12/12/20), vs Austin Peay (12/30/20)**BLOCKS****Team:** 4 - vs Belmont (12/18/20)**Individual:** 2 - Yusuf Mohamed - at IUPUI (12/12/20)**CLOSE CALLS VS. HIGH MAJORS ▶▶**

▶ Tennessee State has given a number of high major programs a scare in the last few seasons

12/29/15 - AT TENNESSEE - L, 74-69▶ TSU held a 43-36 halftime lead
▶ The Tigers led for 28:19 of the 40 minutes**12/10/16 - AT NC STATE - L, 67-55 (OT)**▶ TSU led by eight with 15:13 left in the second half
▶ The Tigers led for 26:50 of the 45 minutes**12/19/16 - AT #5/4 DUKE - L, 65-55**▶ TSU led by five with 6:47 left in the first half
▶ TSU had a two-point lead with 14:15 left in the game
▶ Tigers held Duke to 28% shooting in the first half**12/18/17 - AT RV/RV - TEXAS - L, 47-46**▶ Texas scored a jumper with 9.2 seconds left for the win
▶ TSU held Texas to 35.3 percent shooting**12/18/19 - AT INDIANA STATE - L, 78-72**▶ TSU outscored ISU 23-13 in the final 8 minutes.
▶ TSU held Indiana State to 25 percent three-point shooting, when the team averaged 42.4 percent from the distance.**PRESEASON AWARDS ▶▶**

▶ Carlos Marshall, Jr. the team's returning leading scorer was named to the Ohio Valley Conference's preseason All-Conference team.

▶ Due to a hip injury, Marshall will be out indefinitely.

**LINEUP RECORDS ▶▶**

# STARTERS	RECORD
1. Freeman, Johal, Barrett, Johnson, Linder	1-4
2. Freeman, Johal, Fitzgerald, Jr., Johnson, Linder	0-1

UNITY PLEDGE ▶▶

dge to be a Champion of Unity
community
vision and separation.
ve for inclusion and

I pledge to stand against racism, hate, and discrimination.

I pledge to strive for love, care, and forgiveness.

I pledge to stand against silence, deceit, and obscurity.

I pledge to strive for dialogue, truth, and understanding.

I pledge to stand against fear and doubt.

I pledge to strive for trust and belief in one another.

I pledge to stand against complacency and stagnancy.

I pledge to strive for change and growth.

I commit to supporting my fellow student-athletes in all circumstances that impact them.

I commit to both choosing unity personally and encouraging it for all.

I pledge these things because we are stronger together.

#UnitedAsOne

LAST TIME IT HAPPENED FOR TENNESSEE STATE ▶▶

TSU played a multi-overtime game.....vs. Morehead State, (2/7/19), W, 81-80

TSU won an overtime game.....at Tennessee Tech, (2/1/20), W, 72-67 (OT)

TSU lost an overtime game.....vs. Tennessee Tech (1/6/18), L, 87-81 (OT)

TSU scored 100+ points in a game.....vs. Alabama A&M (11/5/19), W, 106-66

TSU allowed 100+ points in a game.....at Murray State (1/26/19), L, 100-62

TSU scored 90-99 points in a game.....vs. Fisk (11/18/19), W, 99-65

TSU allowed 90-99 points in a game.....vs. Austin Peay (1/23/20), L, 99-74

TSU won a game on a neutral site.....vs. Morehead State (3/4/20), W, 74-67

TSU won by 20-29 pointsvs Crowley's Ridge (12/19/20), W, 90-68

TSU won by 30 or more points.....vs. Fisk, (11/18/19), W, 99-65

TSU lost by 20 or more points.....vs Belmont, (12/18/20), L, 88-63

a TSU player had a double-double.....at ECU, (2/20/20), Shakem Johnson, 10 pts, 10r

two TSU players had double-doubles.....at Jacksonville State (1/30/20), Shakem Johnson 18p, 10r; Wesley Harris 14p, 11 r

three TSU players had double-doubles.....at Lipscomb (12/3/16), W. Martin -- 16 p, 12 r; J. Reed - 11 p, 14 r; T. McCall - 10 p, 11 r

two TSU players with 20-29 points.....vs. Tennessee Tech (1/6/18), Delano Spencer 20; Christian Mekowulu 20

two TSU players with 30+ points.....at Western Kentucky (12/01/18), Kamar McKnight 30; Donte Fitzpatrick-Dorsey 25

four TSU players scored 10 or more points.....vs Tennessee Tech, 2/15/20

.....M. Fitzgerald (17), Mark Freeman (16), Monty Johal (12), Josh Linder (10)

five TSU players scored 10 or more points.....vs. Crowley's Ridge (12/19/20)

.....C. Marshall (15), E. Egbuta (15), J. Brown (11), J. Washington (11), W. Harris (10)

six TSU players scored 10 points or more.....vs. Fisk (11/18/19)

.....W. Harris (15), E. Egbuta (15), C. Marshall Jr (13), M. Littlejohn (13), J. Brown (11)

.....J. Washington (10)

multiple TSU players had 10 or more rebounds.....at Jacksonville State (1/30/20), C. Marshall 13, W. Harris 11, S. Johnson 10

a TSU player had 20-29 points.....Mark Freeman (12/22/20) vs. Chattanooga, 20

a TSU player had 30 or more points.....at Western Kentucky (12/01/18), Kamar McKnight 30

a TSU player had back-to-back 30+ point games.....Keron DeShields, at Belmont (1/24/16), 33; at Tennessee Tech (1/28/16), 37

a TSU player had back-to-back 40+ point games.....Anthony Mason, at Eastern Kentucky (1/23/88), 44; at Morehead State (1/25/88), 43

a TSU player at 20 or more rebounds.....at Loyola (MD) (11/13/15), Wayne Martin, 21

a TSU player had 20+ points and 20 + rebounds.....at Loyola (MD) (11/13/15), Wayne Martin, 27 p, 21 r

a TSU player had 10 or more assists.....Tahjere McCall, at SIUE (1/25/17), 12

TSU won an OVC Playoff Game.....Morehead St. (3/4/20), W, 74-67

TSU lost an OVC Playoff Game.....Eastern Kentucky (3/5/20), L, 58-48

a TSU player won OVC Player of the Week.....Christian Mekowulu (12/4/17)

a TSU player won OVC Newcomer of the Week.....Shakem Johnson (12/23/19)

a TSU player won OVC Freshman of the Week.....Armani Chaney (2/15/16) - Co-Freshman of the Week

Beat a Team Ranked in the AP Top 25.....2/9/12 - at #9 Murray State, W, 72-68

Lost to a Team Ranked in the AP Top 25.....11/21/19 - at #12 Texas Tech, 75-57

Received Votes in the AP Top 25.....11/28/16 - 2 votes

POSTSEASON HISTORY ▶▶

NCAA Division I Tournament Appearances: 2

▶ '93, '94

NCAA Division I Tournament Record

▶ 0-2

NCAA Division II Tournament Appearances: 8

▶ '63, '67, '70, '71, '72, '73, '74, '75

NCAA Division II Tournament Record

▶ 19-9

NAIA National Championships: 3

▶ '57, '58, '59

NAIA Tournament Appearances: 7

▶ '53, '54, '56, '57, '58, '59, '60

OVC Regular Season Championships: 2

▶ '93, '95

OVC Tournament Championships: 2

▶ '93, '94

OVC Tournament Appearances: 29

▶ '88, '89, '90, '91, '92, '93, '94, '95, '96, '97, '98, '99, '00, '01, '02, '04, '05, '06, '07, '08, '09, '10, '11, '12, '13, '16, '17, '18, '20

OVC Tournament Record

▶ 13-27

CollegeInsider.com Postseason Tournament Appearances: 4

▶ '12, '13, '16, '20*

*Was canceled due to COVID-10



► 3rd SEASON AS TSU'S HEAD COACH ► ALMA MATER: BELMONT '06

“It means the world to me to be the Head Coach at TSU. Once I decided to get into the business, my eyes were always set on this job. To have the opportunity to not only unite an institution, but also a city where I grew up in, is priceless. This is truly a dream come true that I will not take for granted. ► **BRIAN ‘PENNY’ COLLINS**

 Tennessee State Graduate Assistant 2007 - 08	 Tennessee State Director of Ops. 2008 - 09	 Cumberland Assistant Coach 2009 - 12	 Columbia State Head Coach 2012 - 2015	 ETSU Assistant Coach 2015 - 17	 Illinois State Assistant Coach 2017 - 18	 Tennessee State Head Coach 2018-present	PATH TO TSU
--	--	--	---	--	---	---	------------------------

► AT A GLANCE

- HOMETOWN** ► Nashville, Tenn.
- FAMILY** ► Wife: Lakeya Collins; Son: History Collins
- EDUCATION** ► Tennessee State University, 2009 (Master's Degree)
 ► Belmont University, 2006 (Bachelor's Degree)
 ► Whites Creek High School, 2002

► BRIAN ‘PENNY’ COLLINS BY THE NUMBERS

2	NCAA TOURNAMENT APPEARANCES
	1 - As a Player at Belmont (2006)
	1 - As an Assistant Coach at East Tennessee State (2017)
2007-09	PREVIOUS TENURE AT TSU
	2007-08 - Graduate Assistant
	2008-09 - Director of Operations
18th	YEAR IN COLLEGE BASKETBALL
	4 - As a Player at Belmont
	14th - In various roles at various universities
27-36	COMBINED RECORD AT THE HELM OF THE TIGERS
	9-21 in first season at the helm of TSU
	51-20 in two seasons as an assistant at ETSU
	18-15 in one season as an assistant at Illinois State
8	ALL-CONFERENCE PLAYERS IN LAST 3 SEASONS
	2 - At Tennessee State
	2 - At Illinois State
	4 - At East Tennessee State
5	STRAIGHT CONFERENCE TITLE GAME APPEARANCES
	1 Appearance at Illinois State // 2 Appearances at ETSU
	2 Appearances at Columbia State
1,199	CAREER POINTS AS A GUARD AT BELMONT
	Ranks in top 15 in school history for the team's NCAA era
	Also had 435 assists (5th most in Belmont's NCAA era)

► AS A COACH

- Officially introduced at a press conference on March 26, 2018
- Tied the win record at Gentry in 2019-20 with 11
- Won first OVC Tournament game since 2016 in year two, finished season 18-15
- 18th head coach in program history
- Second stint at TSU - worked under Cy Alexander (2007-09)
- Graduate Assistant - 2007-08 season
- Director of Basketball Operations - 2008-09
- One season (2017-18) as an Assistant Coach for Dan Muller at Illinois State
- Team went 18-15 and made Missouri Valley Conference Championship Game
- Two seasons (2015-17) as an Assistant Coach at East Tennessee State under Steve Forbes
- Buccaneers went 51-20 during his two seasons (2015-17)
- ETSU won the 2017 Southern Conference Tournament
- 13 seed in the 2017 NCAA Tournament
- Three seasons (2012-15) as Head Coach at Columbia State (JUCO) in Columbia, Tenn.
- Back-to-back NJCAA National Tournament appearances
- 2014 Elite Eight
- 2015 Sweet 16
- 2014 Tennessee Community College Athletic Association Coach of the Year
- 2015 NJCAA District 7 Coach of the Year after winning the Region 7 Championship
- Three seasons (2009-12) as an Assistant Coach at Cumberland (NAIA) in Lebanon, Tenn.
- Worked for Lonnie Thompson

► AS A PLAYER

- Played high school basketball at nearby Whites Creek
- Starred at Belmont for Rick Byrd
- Served as a co-captain for the Bruins in their first-ever NCAA Division I Tournament appearance during his senior year in 2006 (Atlantic Sun Champions).
- Four-year starter, scored 1,199 career points and graduated as Belmont's all-time leader for assists and steals in the Division I era.
- Played professionally for the Kouvolat Bears in Finland and the Bakersfield Jam of the NBA Development League.



MARK FREEMAN
5-10 | 160 | So. | G
Memphis, Tenn.



MARCUS FITZGERALD, JR.
6-2 | 175 | Fr. | G
Nashville, Tenn.



CARLOS MARSHALL, JR.
6-6 | 210 | R-Jr. | G
Memphis, Tenn.



AMOREY WOMACK
6-1 | 185 | R-Fr. | G
St. Louis, Mo.



SHAKEM JOHNSON
6-7 | 210 | Sr. | F
Youngstown, Ohio



JON BROWN
6-8 | 180 | Sr. | G
Miami, Fla.



MONTY JOHAL
6-3 | 185 | R-So. | G
Springfield, Mo.



SHAKWON BARRETT
6-5 | 180 | Jr. | G
Toronto, Ontario



EVAN JOYNER
6-8 | 180 | Fr. | G
Greensboro, NC



MASON GREEN
6-10 | 220 | R-Jr. | F
Ellenwood, Ga.



DEVONTE LANIER
6-7 | 213 | Jr. | F
Huntsville, Ala.



DONNIE MALONE
6-2 | 185 | Sr. | G
Memphis, Tenn.



JOSH LINDER
6-8 | 210 | Sr. | F
Kathleen, Ga.



RAVEL MOODY
6-6 | 200 | Sr. | G
Denver, Co.



YUSUF MOHAMED
6-10 | 200 | Jr. | F
Seattle, Wa.



SAMONE NELSON, JR.
6-9 | 235 | R-Jr. | F
Memphis, Tenn.



BRIAN 'PENNY' COLLINS
Head Coach
3rd Season
Belmont '06



BEN WALKER
Assistant Coach
3rd Season
Creighton '01



JERRY NICHOLS
Assistant Coach
3rd Season
Arkansas State '06



RUSS WILLEMSEN
Assistant Coach
3rd Season
Lee '04

2020-21 STATISTICS - OVERALL ▶▶**Tennessee State Combined Team Statistics (as of Dec 30, 2020)
All games**

RECORD:	OVERALL	HOME	AWAY	NEUTRAL
ALL GAMES	1-5	1-3	0-2	0-0
CONFERENCE	0-3	0-2	0-1	0-0
NON-CONFERENCE	1-2	1-1	0-1	0-0

#	Player	gp-gs	min	avg	Total		3-Point		F-Throw		Rebounds				pf	dq	a	to	blk	stl	pts	avg
					fg-fga	fg%	3fg-fga	3fg%	ft-fa	ft%	off	def	tot	avg								
00	Freeman, Mark	6-6	198	33.0	32-80	.400	6-30	.200	26-31	.839	1	18	19	3.2	12	0	21	23	0	12	96	16.0
01	Fitzgerald Jr., Marc	5-1	115	23.0	17-47	.362	8-30	.267	3-4	.750	5	10	15	3.0	10	0	7	6	1	5	45	9.0
04	Johnson, Shakem	6-6	151	25.2	21-41	.512	0-0	.000	6-18	.333	19	17	36	6.0	19	1	10	7	3	3	48	8.0
22	Linder, Josh	6-6	105	17.5	21-32	.656	0-1	.000	5-11	.455	8	20	28	4.7	24	2	3	14	2	2	47	7.8
10	Johal, Monty	6-6	141	23.5	14-43	.326	5-24	.208	6-7	.857	4	17	21	3.5	11	0	10	5	2	4	39	6.5
11	Barrett, Shakwon	6-5	154	25.7	16-38	.421	5-16	.313	0-3	.000	7	17	24	4.0	12	0	12	9	1	7	37	6.2
24	Mohamed, Yusuf	5-0	78	15.6	8-30	.267	3-16	.188	7-12	.583	5	18	23	4.6	15	1	3	10	3	2	26	5.2
13	Green, Mason	6-0	58	9.7	6-14	.429	0-0	.000	10-12	.833	2	6	8	1.3	18	1	1	7	2	1	22	3.7
03	Womack, Amorey	6-0	67	11.2	6-15	.400	5-10	.500	2-5	.400	1	10	11	1.8	4	0	4	0	0	1	19	3.2
23	Moody, Ravel	6-0	76	12.7	8-19	.421	1-7	.143	2-5	.400	2	8	10	1.7	9	0	2	6	0	5	19	3.2
15	Lanier, Devonte	5-0	23	4.6	2-6	.333	0-0	.000	0-0	.000	0	5	5	1.0	1	0	0	1	2	0	4	0.8
20	Malone, Donnie	4-0	16	4.0	1-1	1.000	1-1	1.000	0-0	.000	0	0	0	0.0	3	0	1	1	0	0	3	0.8
05	Brown, Jon	2-0	13	6.5	0-1	.000	0-1	.000	0-0	.000	0	0	0	0.0	0	0	0	1	0	0	0	0.0
12	Joyner, Evan	1-0	3	3.0	0-0	.000	0-0	.000	0-0	.000	0	0	0	0.0	0	0	0	1	0	0	0	0.0
34	Nelson Jr., Samone	1-0	2	2.0	0-1	.000	0-1	.000	0-0	.000	0	0	0	0.0	0	0	0	0	0	0	0	0.0
Team											12	7	19					2				
Total.....		6	1200		152-368	.413	34-137	.248	67-108	.620	66	153	219	36.5	138	5	74	93	16	42	405	67.5
Opponents.....		6	1200		146-344	.424	44-130	.338	102-152	.671	70	174	244	40.7	109	-	72	99	24	35	438	73.0

TEAM STATISTICS	TSUM	OPP	Date	Opponent	Score	Att.
SCORING	405	438	* 12/08/20	at Belmont	L 64-79	250
Points per game	67.5	73.0	12/12/20	at IUPUI	L 66-69	0
Scoring margin	-5.5	-	* 12/18/20	BELMONT	L 63-88	224
FIELD GOALS-ATT	152-368	146-344	12/19/20	CROWLEY'S RIDGE	W 90-68	0
Field goal pct	.413	.424	12/22/20	CHATTANOOGA	L 63-66	147
3 POINT FG-ATT	34-137	44-130	* 12/30/20	AUSTIN PEAY	L 59-68	230
3-point FG pct	.248	.338	* - Conference game			
3-pt FG made per game	5.7	7.3				
FREE THROWS-ATT	67-108	102-152				
Free throw pct	.620	.671				
F-Throws made per game	11.2	17.0				
REBOUNDS	219	244				
Rebounds per game	36.5	40.7				
Rebounding margin	-4.2	-				
ASSISTS	74	72				
Assists per game	12.3	12.0				
TURNOVERS	93	99				
Turnovers per game	15.5	16.5				
Turnover margin	+1.0	-				
Assist/turnover ratio	0.8	0.7				
STEALS	42	35				
Steals per game	7.0	5.8				
BLOCKS	16	24				
Blocks per game	2.7	4.0				
ATTENDANCE	601	250				
Home games-Avg/Game	4-150	2-125				
Neutral site-Avg/Game	-	0-0				

Score by Periods	1st	2nd	Totals
Tennessee State	191	214	405
Opponents	198	240	438

2020-21 STATISTICS - OVC ▶▶**Tennessee State Combined Team Statistics (as of Dec 30, 2020)
Conference games**

RECORD:	OVERALL	HOME	AWAY	NEUTRAL
ALL GAMES	0-3	0-2	0-1	0-0
CONFERENCE	0-3	0-2	0-1	0-0
NON-CONFERENCE	0-0	0-0	0-0	0-0

#	Player	gp-gs	min	avg	Total		3-Point		F-Throw		Rebounds				pf	dq	a	to	blk	stl	pts	avg
					fg-fga	fg%	3fg-fga	3fg%	ft-fa	ft%	off	def	tot	avg								
00	Freeman, Mark	3-3	95	31.7	13-32	.406	3-13	.231	17-19	.895	0	7	7	2.3	7	0	7	14	0	6	46	15.3
11	Barrett, Shakwon	3-2	74	24.7	11-25	.440	5-10	.500	0-3	.000	3	7	10	3.3	6	0	5	5	0	5	27	9.0
10	Johal, Monty	3-3	78	26.0	6-19	.316	2-11	.182	6-7	.857	1	9	10	3.3	6	0	6	2	2	2	20	6.7
01	Fitzgerald Jr., Marc	3-1	70	23.3	8-28	.286	3-19	.158	1-2	.500	3	3	6	2.0	5	0	4	4	0	1	20	6.7
22	Linder, Josh	3-3	52	17.3	7-13	.538	0-1	.000	3-5	.600	3	11	14	4.7	11	0	0	6	1	1	17	5.7
03	Womack, Amorey	3-0	30	10.0	5-10	.500	4-6	.667	0-3	.000	0	8	8	2.7	3	0	1	0	0	1	14	4.7
23	Moody, Ravel	3-0	40	13.3	6-12	.500	1-5	.200	1-3	.333	1	5	6	2.0	5	0	0	2	0	2	14	4.7
04	Johnson, Shakem	3-3	67	22.3	5-13	.385	0-0	.000	3-9	.333	7	6	13	4.3	12	1	2	5	2	1	13	4.3
24	Mohamed, Yusuf	2-0	28	14.0	2-9	.222	1-6	.167	2-4	.500	3	7	10	5.0	7	1	1	4	0	1	7	3.5
13	Green, Mason	3-0	33	11.0	2-8	.250	0-0	.000	4-6	.667	2	1	3	1.0	10	1	1	3	1	1	8	2.7
20	Malone, Donnie	3-0	7	2.3	0-0	.000	0-0	.000	0-0	.000	0	0	0	0.0	2	0	0	1	0	0	0	0.0
15	Lanier, Devonte	3-0	17	5.7	0-3	.000	0-0	.000	0-0	.000	0	2	2	0.7	0	0	0	0	1	0	0	0.0
05	Brown, Jon	1-0	9	9.0	0-1	.000	0-1	.000	0-0	.000	0	0	0	0.0	0	0	0	0	0	0	0	0.0
Team											5	2	7					1				
Total.....		3	600		65-173	.376	19-72	.264	37-61	.607	28	68	96	32.0	74	3	27	47	7	21	186	62.0
Opponents.....		3	600		80-171	.468	23-68	.338	52-77	.675	35	93	128	42.7	58	-	37	48	9	18	235	78.3

TEAM STATISTICS	TSUM	OPP	Date	Opponent	Score	Att.
SCORING	186	235	* 12/08/20	at Belmont	L 64-79	250
Points per game	62.0	78.3	* 12/18/20	BELMONT	L 63-88	224
Scoring margin	-16.3	-	* 12/30/20	AUSTIN PEAY	L 59-68	230
FIELD GOALS-ATT	65-173	80-171	* - Conference game			
Field goal pct	.376	.468				
3 POINT FG-ATT	19-72	23-68				
3-point FG pct	.264	.338				
3-pt FG made per game	6.3	7.7				
FREE THROWS-ATT	37-61	52-77				
Free throw pct	.607	.675				
F-Throws made per game	12.3	17.3				
REBOUNDS	96	128				
Rebounds per game	32.0	42.7				
Rebounding margin	-10.7	-				
ASSISTS	27	37				
Assists per game	9.0	12.3				
TURNOVERS	47	48				
Turnovers per game	15.7	16.0				
Turnover margin	+0.3	-				
Assist/turnover ratio	0.6	0.8				
STEALS	21	18				
Steals per game	7.0	6.0				
BLOCKS	7	9				
Blocks per game	2.3	3.0				
ATTENDANCE	454	250				
Home games-Avg/Game	2-227	1-250				
Neutral site-Avg/Game	-	0-0				

Score by Periods	1st	2nd	Totals
Tennessee State	86	100	186
Opponents	102	133	235

GAME 1 ▶▶ 12/08/20 - Belmont - Away - L - 79-64

Official Basketball Box Score -- Game Totals -- Final Statistics
Tennessee State vs Belmont
12/08/20 6:30 pm at Nashville, TN

Tennessee State 64 • 0-1,0-1 OVC

#	Player	Total			3-Ptr		Rebounds			PF	TP	A	TO	Blk	Stl	Min
		FG	FGA	FT	FTA	Off	Def	Tot								
04	Johnson,Shakem	f	1-5	0-0	0-4	2	4	6	5	2	0	1	0	0	0	19
22	Linder,Josh	f	3-5	0-0	1-2	0	5	5	4	7	0	3	0	1	1	25
00	Freeman,Mark	g	10-16	2-6	4-4	0	3	3	4	26	2	5	0	0	0	29
10	Johal,Monty	g	1-6	0-4	4-4	0	4	4	3	6	1	0	0	0	0	23
11	Barrett,Shakwon	g	3-8	1-3	0-0	1	3	4	3	7	4	2	0	2	2	24
01	Fitzgerald Jr.,Marc		1-6	0-3	0-0	2	1	3	2	2	2	1	0	0	0	17
03	Womack,Amorey		2-2	1-1	0-2	0	3	3	0	5	0	0	0	0	0	14
05	Brown,Jon		0-1	0-1	0-0	0	0	0	0	0	0	0	0	0	0	9
13	Green,Mason		0-4	0-0	0-2	0	0	0	5	0	0	0	1	0	0	8
15	Lanier,Devonte		0-1	0-0	0-0	0	2	2	0	0	0	0	0	1	0	8
20	Malone,Donnie		0-0	0-0	0-0	0	0	0	1	0	0	0	0	0	0	1
23	Moody,Ravel		2-4	0-0	1-2	1	1	2	1	5	0	0	0	1	1	11
24	Mohamed,Yusuf		1-5	0-3	2-4	3	3	6	5	4	0	2	0	1	1	12
Team						1	0	1								
Totals			24-63	4-21	12-24	10	29	39	33	64	9	14	2	5	200	

FG % 1st Half: 11-32 34.4% 2nd half: 13-31 41.9% Game: 24-63 38.1%
 3FG % 1st Half: 1-10 10.0% 2nd half: 3-11 27.3% Game: 4-21 19.0%
 FT % 1st Half: 3-8 37.5% 2nd half: 9-16 56.3% Game: 12-24 50.0%

Deadball
Rebounds
6

Belmont 79 • 4-1,1-0 OVC

#	Player		Total		3-Ptr		Rebounds				PF	TP	A	TO	Blk	Stl	Min
			FG	FGA	FG	FGA	FT	FTA	Off	Def							
10	Caleb Hollander	f	1-4	0-3	1-2		0	3	3	4	3	2	2	0	0	0	14
33	Nick Muszynski	c	3-10	0-0	16-21		5	6	11	0	22	0	0	2	0	0	27
02	Grayson Murphy	g	5-7	0-1	0-0		1	8	9	3	10	3	0	0	2	34	
03	Luke Smith	g	8-15	7-10	0-0		0	4	4	2	23	1	0	0	3	33	
22	Ben Sheppard	g	2-4	1-3	2-4		1	2	3	4	7	2	4	1	0	26	
00	Even Brauns		0-1	0-0	0-0		0	0	0	3	0	0	2	1	0	6	
01	Mitch Listau		0-1	0-1	0-0		0	1	1	1	0	0	1	1	0	9	
11	Michael Shanks		0-0	0-0	1-2		0	0	0	1	1	0	1	0	0	6	
12	EJ Bellinger		0-1	0-0	2-2		0	2	2	0	2	0	0	0	1	5	
20	Tate Pierson		0-2	0-2	0-0		0	3	3	1	0	2	0	0	1	13	
21	Derek Sabin		0-0	0-0	1-4		1	2	3	0	1	0	2	0	0	5	
24	JaCobi Wood		3-7	2-3	2-2		0	2	2	0	10	2	3	0	1	18	
25	Frank Jakubicek		0-0	0-0	0-0		0	0	0	0	0	0	0	0	0	4	
Team							0	2	2								
Totals				22-52	10-23	25-37	8	35	43	19	79	12	15	5	8	200	

FG % 1st Half: 13-31 41.9% 2nd half: 9-21 42.9% Game: 22-52 42.3%
 3FG % 1st Half: 4-11 36.4% 2nd half: 6-12 50.0% Game: 10-23 43.5%
 FT % 1st Half: 3-5 60.0% 2nd half: 22-32 68.8% Game: 25-37 67.6%

Deadball
Rebounds
5

Officials: Chase Shaw,Alfred Smith,Kevin Mathis
 Technical fouls: Tennessee State-None. Belmont-None.
 Attendance: 250
 2020-21 Men's Basketball. Round: 0. Belmont vs Tennessee St.. Played at Curb E

Score by periods	1st	2nd	Total
Tennessee State	26	38	64
Belmont	33	46	79

GAME 3 ▶▶ 12/18/20 - Belmont - HOME

Official Basketball Box Score -- Game Totals -- Final Statistics
Belmont vs Tennessee State
12/18/20 8:00 pm at Nashville, TN

Belmont 88 • 7-1,2-0 OVC

#	Player		Total		3-Ptr		FT-FTA	Rebounds			PF	TP	A	TO	Blk	Stl	Min
			FG-FGA	FG-FGA	Off	Def		Tot									
10	Caleb Hollander	f	3-4	0-1	0-0	0	3	3	1	6	1	0	0	1	17		
33	Nick Muszynski	c	3-4	0-0	4-4	2	5	7	2	10	1	3	1	0	18		
02	Grayson Murphy	d	4-7	0-2	0-0	2	7	9	0	8	3	1	0	1	24		
03	Luke Smith	g	4-11	2-6	0-0	1	3	4	1	10	2	2	0	4	28		
22	Ben Sheppard	g	1-5	0-2	3-4	2	3	5	3	5	2	1	0	0	16		
00	Even Brauns		2-4	0-0	0-0	1	2	3	2	4	1	0	0	0	11		
01	Mitch Listau		4-7	3-6	0-0	0	0	0	0	11	0	1	0	0	17		
12	EJ Bellinger		2-3	1-2	0-0	0	3	3	2	5	1	3	0	1	10		
20	Tate Pierson		0-1	0-1	1-2	2	1	3	0	1	3	1	0	0	17		
21	Derek Sabin		2-2	0-0	2-2	0	1	1	2	6	0	1	1	0	9		
24	JaCobi Wood		6-13	1-3	6-8	2	0	2	4	19	3	4	0	1	27		
25	Frank Jakubicek		1-1	1-1	0-0	0	0	0	0	3	0	0	0	0	6		
Team						2	0	2									
Totals			32-62	8-24	16-20	14	28	42	17	88	17	17	2	8	200		

FG % 1st Half: 12-32 37.5% 2nd half: 20-30 66.7% Game: 32-62 51.6%
 3FG % 1st Half: 1-11 9.1% 2nd half: 7-13 53.8% Game: 8-24 33.3%
 FT % 1st Half: 9-12 75.0% 2nd half: 7-8 87.5% Game: 16-20 80.0%

Deadball
Rebounds
3

Tennessee State 63 • 0-3,0-2 OVC

#	Player		Total		3-Ptr	Rebounds					PF	TP	A	TO	Blk	Stl	Min
			FG	FGA	FG	FTA	Off	Def	Tot								
04	Johnson,Shakem	f	2-5	0-0	2-2	3	2	5	3	6	1	2	1	1		20	
22	Linder,Josh	f	2-5	0-1	1-2	1	3	4	3	5	0	2	1	0	15		
00	Freeman,Mark	g	3-9	1-4	5-6	0	3	3	1	12	2	4	0	3	32		
10	Johal,Monty	g	2-7	1-5	0-0	0	2	2	1	5	3	2	2	2	31		
11	Barrett,Shakwon	g	7-12	3-5	0-1	1	2	3	2	17	1	2	0	2	33		
01	Fitzgerald Jr.,Marc		2-7	1-6	0-0	0	0	0	2	5	1	2	0	1	19		
03	Womack,Amorey		0-1	0-0	0-0	0	0	0	0	0	0	0	0	0	1		
13	Green,Mason		2-3	0-0	2-2	1	0	1	3	6	0	2	0	0	10		
15	Lanier,Devonte		0-0	0-0	0-0	0	0	0	0	0	0	0	0	0	4		
20	Malone,Donnie		0-0	0-0	0-0	0	0	0	1	0	0	0	0	0	4		
23	Moody,Ravel		2-4	0-2	0-0	0	1	1	3	4	0	2	0	0	15		
24	Mohamed,Yusuf		1-4	1-3	0-0	0	4	4	2	3	1	2	0	0	16		
	Team					1	0	1									
	Totals		23-57	7-26	10-13	7	17	24	21	63	9	21	4	9	200		

FG % 1st Half: 10-28 35.7% 2nd half: 13-29 44.8% Game: 23-57 40.4%
 3FG % 1st Half: 2-12 16.7% 2nd half: 5-14 35.7% Game: 7-26 26.9%
 FT % 1st Half: 5-7 71.4% 2nd half: 5-6 83.3% Game: 10-13 76.9%

Deadball
Rebounds
1

Officials: Alex Manuel,John St. Clair,Steve Divine
 Technical fouls: Belmont-None. Tennessee State-None.
 Attendance: 224
 2020-21 Men's Basketball. Round: 0. Belmont vs Tennessee St.. Played at Gentry

Score by periods	1st	2nd	Total
Belmont	34	54	88
Tennessee State	27	36	63

GAME 2 ▶▶ 12/12/20 - IUPUI - Away - L - 69-66

Official Basketball Box Score -- Game Totals -- Final Statistics
Tennessee State vs IUPUI
12/12/20 12:00 pm at Indianapolis, IN

Tennessee State 66 • 0-2,0-1 OVC

#	Player		Total	3-Ptr	Rebounds			PF	TP	A	TO	Blk	Stl	Min	
			FG-FGA	FG-FGA	FT-FTA	Off	Def								Tot
04	Johnson,Shakem	f	8-13	0-0	1-3	5	3	8	3	17	2	1	0	0	35
22	Linder,Josh	f	3-4	0-0	1-2	1	3	4	5	7	1	4	0	0	11
00	Freeman,Mark	g	5-15	0-3	4-4	1	4	5	3	14	3	4	0	3	35
10	Johal,Monty	g	1-7	0-3	0-0	1	4	5	2	2	3	1	0	1	25
11	Barrett,Shakwon	g	2-4	0-2	0-0	1	4	5	2	4	2	1	0	1	25
01	Fitzgerald Jr.,Marc		3-8	2-4	0-0	1	5	6	1	8	2	1	1	2	22
03	Womack,Amorey		0-0	0-0	0-0	0	0	0	0	0	1	0	0	0	2
05	Brown,Jon		0-0	0-0	0-0	0	0	0	0	0	0	1	0	0	4
13	Green,Mason		1-2	0-0	0-0	0	2	2	3	2	0	2	0	0	8
23	Moody,Ravel		0-4	0-1	1-2	0	2	2	1	1	0	0	0	0	13
24	Mohamed,Yusuf		4-12	1-4	2-4	1	2	3	4	11	0	1	2	1	20
Team						4	3	7							
Totals			27-69	3-17	9-15	15	32	47	24	66	14	17	3	8	200

FG % 1st Half: 15-34 44.1% 2nd half: 12-35 34.3% Game: 27-69 39.1%
 3FG % 1st Half: 2-9 22.2% 2nd half: 1-8 12.5% Game: 3-17 17.6%
 FT % 1st Half: 5-8 62.5% 2nd half: 4-7 57.1% Game: 9-15 60.0%

Deadball
Rebounds
4,1

IUPUI 69 • 1-0,0-0 Horizon

GAME 5 ▶▶ 12/22/20 - Chattanooga - HOME - L - 66-63

Official Basketball Box Score -- Game Totals -- Final Statistics
Chattanooga vs Tennessee State
12/22/20 2:00 pm at Nashville, TN

Chattanooga 66 • 9-0,0-0 SoCon

#	Player		Total		3-Ptr		Rebounds			PF	TP	A	TO	Blk	Stl	Min
			FG	FGA	FG	FGA	FT	FTA	Off							
21	Josh Aveni	f	1-3	0-0	1-2		0	3	3	3	3	0	2	0	1	14
33	Stefan Kenic	f	2-6	1-3	11-13		1	5	6	2	16	1	1	0	1	35
00	A.J. Caldwell	g	0-2	0-2	0-0		0	4	4	0	0	3	2	2	1	39
02	Jamaal Walker	g	3-7	3-4	0-0		1	0	1	1	9	0	1	0	0	35
13	Malachi Smith	g	9-20	1-4	10-11		3	10	13	4	29	1	5	0	1	36
01	KC Hankton		0-3	0-2	3-4		2	3	5	4	3	1	0	0	0	22
11	Mark Tikhonenko		0-0	0-0	0-0		0	0	0	0	0	0	0	0	0	+
23	Trey Doomes		2-6	1-3	1-3		1	5	6	2	6	2	3	2	0	18
25	Jaden Frazier		0-0	0-0	0-0		0	0	0	0	0	0	0	0	0	1
Team							1	0	1				1			
Totals				17-47	6-18	26-33	9	30	39	16	66	8	15	4	4	200
FG % 1st Half: 7-23 30.4% 2nd half: 10-24 41.7% Game: 17-47 36.2% Deadball Rebounds 3																
3FG % 1st Half: 1-9 11.1% 2nd half: 5-9 55.6% Game: 6-18 33.3%																
FT % 1st Half: 10-13 76.9% 2nd half: 16-20 80.0% Game: 26-33 78.8%																

Tennessee State 63 • 1-4,0-2 OVC

#	#	Player	Total		3-Ptr		Rebounds			PF	TP	A	TO	Blk	Stl	Min
			FG-FGA	FG-FGA	FT-FTA	Off	Def	Total								
04		Johnson,Shakem	f	5-10	0-0	1-3	3	3	6	2	11	3	0	1	0	25
22		Linder,Josh	f	6-8	0-0	1-3	2	2	4	5	13	0	2	1	0	25
00		Freeman,Mark	g	9-23	1-7	1-3	0	5	5	2	20	6	2	0	0	39
00		Johal,Monty	g	2-8	1-5	0-0	1	3	4	2	5	1	0	0	0	20
11		Barrett,Shakwon	g	1-2	0-1	0-0	0	3	3	3	2	2	1	1	1	29
03		Womack,Amorey		1-2	1-2	2-2	1	1	2	1	5	1	0	0	0	25
13		Green,Mason		2-3	0-0	0-0	0	1	1	4	4	0	2	0	0	8
15		Lanier,Devonte		0-0	0-0	0-0	0	1	1	0	0	0	0	0	0	2
23		Moody,Ravel		0-0	0-0	0-0	0	1	1	1	0	0	2	0	1	10
24		Mohamed,Yusuf		1-4	1-4	0-0	0	3	3	3	3	0	3	0	0	17
Team							1	2	3							
Totals				27-60	4-19	5-11	8	25	33	23	63	13	12	3	2	200
FG % 1st Half: 12-27 44.4% 2nd half: 15-33 45.5% Game: 27-60 45.0% Deadball Rebounds 1																
3FG % 1st Half: 1-7 14.3% 2nd half: 3-12 25.0% Game: 4-19 21.1%																
FT % 1st Half: 3-6 50.0% 2nd half: 2-5 40.0% Game: 5-11 45.5%																

Officials: John Garrett,James Hicks,Kevin Driver
 Technical fouls: Chattanooga-None. Tennessee State-None.
 Attendance: 147
 2020-21 Men's Basketball. Round: 0. Chattanooga vs Tennessee St.. Played at Ge

Score by periods			1st	2nd	Total						
Chattanooga			25	41	66						
Tennessee State			28	35	63						

Points In Off 2nd Fast
 UTC 22 13 7 9 9
 TSUM 40 14 7 3 12

Last FG - UTC 2nd-00:15, TSUM 2nd-00:08.
 Largest lead - UTC by 3 2nd-00:15, TSUM by 13 2nd-09:45.

Score tied - 7 times.
 Lead changed - 9 times.

GAME 6 ▶▶ 12/30/20 - Austin Peay - HOME - L - 68-59

Official Basketball Box Score -- Game Totals -- Final Statistics
Austin Peay vs Tennessee State
12/30/20 8:00 pm at Nashville, TN

Austin Peay 68 • 6-3,2-1 OVC

#	Player		Total		3-Ptr		Rebounds			PF	TP	A	TO	Blk	Stl	Min
			FG-FGA	FG-FGA	FT-FTA	Off	Def	Total								
15	Mike Peake	f	4-7	1-2	1-2	0	1	1	3	10	1	3	1	0	22	
21	Terry Taylor	f	4-7	0-1	3-5	3	9	12	3	11	1	1	1	1	37	
01	Carlos Paez	g	2-4	1-2	0-0	0	2	2	4	5	3	2	0	0	28	
02	Tai'Reon Joseph	g	4-13	1-7	0-0	2	3	5	3	9	0	0	0	0	28	
12	Reginald Gee	g	7-13	2-5	4-6	0	6	6	2	20	0	4	0	0	34	
00	Elton Walker		1-2	0-0	0-2	0	2	2	0	2	0	2	0	0	9	
11	Corbin Merritt		2-4	0-0	0-0	0	2	2	2	4	0	2	0	0	10	
14	DJ Peavy		0-2	0-1	1-3	2	1	3	3	1	3	2	0	1	19	
22	Alec Woodard		2-5	0-3	2-2	1	3	4	2	6	0	0	0	0	13	
Team						5	1	6								
Totals			26-57	5-21	11-20	13	30	43	22	68	8	16	2	2	200	
FG % 1st Half: 13-21			61.9%	2nd half: 13-36	36.1%	Game: 26-57			45.6%	Deadball Rebounds						
3FG % 1st Half: 3-7			42.9%	2nd half: 2-14	14.3%	Game: 5-21			23.8%	5						
FT % 1st Half: 6-12			50.0%	2nd half: 5-8	62.5%	Game: 11-20			55.0%							

Tennessee State 59 • 1-5,0-3 OVC

#	Player		Total		3-Ptr		Rebounds			PF	TP	A	TO	Blk	Stl	Min
			FG-FGA	FG-FGA	FT-FTA	Off	Def	Tot								
04	Johnson,Shakem	f	2-3	0-0	1-3	2	0	2	4	5	1	2	1	0	28	
22	Linder,Josh	f	2-3	0-0	1-1	2	3	5	4	5	0	1	0	0	12	
00	Freeman,Mark	g	0-7	0-3	8-9	0	1	1	2	8	3	5	0	3	34	
01	Fitzgerald Jr.,Marc	g	5-15	2-10	1-2	1	2	3	1	13	1	1	0	0	34	
10	Johal,Monty	g	3-6	1-2	2-3	1	3	4	2	9	2	0	0	0	24	
03	Womack,Amorey		3-7	3-5	0-1	0	5	5	3	9	1	0	0	1	15	
11	Barrett,Shakwon		1-5	1-2	0-2	1	2	3	1	3	0	1	0	1	17	
13	Green,Mason		0-1	0-0	2-2	1	1	2	2	2	1	1	0	1	15	
15	Lanier,Devonte		0-2	0-0	0-0	0	0	0	0	0	0	0	0	0	5	
20	Malone,Donnie		0-0	0-0	0-0	0	0	0	0	0	0	1	0	0	2	
23	Moody,Ravel		2-4	1-3	0-1	0	3	3	1	5	0	0	0	1	14	
Team						3	2	5								
Totals			18-53	8-25	15-24	11	22	33	20	59	9	12	1	7	200	
FG % 1st Half: 10-27 37.0% 2nd half: 8-26 30.8% Game: 18-53 34.0% Deadball Rebounds																
3FG % 1st Half: 3-8 37.5% 2nd half: 5-17 29.4% Game: 8-25 32.0% 3																
FT % 1st Half: 10-12 83.3% 2nd half: 5-12 41.7% Game: 15-24 62.5%																

Officials: Dustin Williams,Eric Mims,Craig Murley
 Technical fouls: Austin Peay-None. Tennessee State-None.
 Attendance: 230
 2020-21 Men's Basketball. Round: 0. Austin Peay vs Tennessee St.. Played at Ge

Score by periods			1st	2nd	Total						
Austin Peay			35	33	68						
Tennessee State			33	26	59						

Points In Off 2nd Fast
 APSU 32 14 19 13 13
 TSUM 10 15 5 10 19

Last FG - APSU 2nd-00:38, TSUM 2nd-02:53.
 Largest lead - APSU by 13 2nd-13:39, TSUM None.

Score tied - 2 times.
 Lead changed - 0 times.

GAME 7 ▶▶ 1/2/21 - SEMO - AWAY**GAME 8 ▶▶ 1/7/21 - UT Martin - HOME**

CAREER HIGHS 20-21 AVERAGES

**MARK FREEMAN**5-10 | 160 | So. | G
Memphis, Tenn.**PPG:** 16.0 | **RPG:** 3.2 | **APG:** 3.5**PTS** -- 26 (at Belmont, 12/8/20)**REB** -- 9 (vs EIU, 1/2/20)**AST** -- 9 (at EKU, 2/20/20)

- Finalist for 2018 Mr. Basketball alongside Tyler Harris and Alex Lomax
- 2x All-State Honoree
- Three-start recruit (ESPN & 247sports)

**MARCUS FITZGERALD JR**6-2 | 175 | Fr. | G
Nashville, Tenn.**PPG:** 9.0 | **RPG:** 3.0 | **APG:** 1.4**PTS** -- 17 (vs Crowley's Ridge, 12/19/20)**REB** -- 6 (at IUPUI, 12/12/20)**AST** -- 2 (2x, last at IUPUI, 12/12/20)

- Ranked a 3-star recruit by 247sports
- Ranked as the top point guard in TN
- Led Pearl-Cohn to the Class AA state quarterfinals

**CARLOS MARSHALL JR**6-6 | 210 | R-Jr. | G
Memphis, Tenn.**PPG:** -- | **RPG:** -- | **APG:** --**PTS** -- 25 (vs Alabama A&M., 11/05/19)**REB** -- 13 (at Jax State, 1/30/20)**AST** -- 6 (vs Fisk, 11/18/19)

- 2019-20 All-OVC Second Team
- 2020-21 Preseason All-OVC
- 2019-20 Leading scorer
- Hip injury, out indefinitely

**AMOREY WOMACK**6-1 | 185 | R-Fr. | G
St. Louis, Mo.**PPG:** 3.2 | **RPG:** 1.8 | **APG:** 0.7**PTS** - 9 (vs. Austin Peay, 12/30/20)**REB** - 5 (vs. Austin Peay, 12/30/20)**AST** - 1 (4x, last vs. Austin Peay, 12/30/20)

- Redshirted 2019-20 season at TSU
- Named 2019 McDonald's All-American finalist
- Played alongside Freeman in the EYBL


**SHAKEM JOHNSON**6-7 | 210 | Sr. | F
Youngstown, Ohio**PPG:** 8.0 | **RPG:** 6.0 | **APG:** 1.7**PTS** -- 27 (vs Blue Mountain, 12/21/19)**REB** -- 11 (vs Morehead State, 1/16/20)**AST** -- 3 (3x, last vs Chatt, 12/22/20)

- Led the league in field goal percentage, averaging 62.4 percent
- Averaged 9.0 points, 5.3 rebounds and averaged 22.7 minutes per game as JR

CAREER HIGHS 20-21 AVERAGES

**MONTY JOHAL**6-3 | 185 | R-So. | G
Springfield, Mo.**PPG:** 6.5 | **RPG:** 3.5 | **APG:** 1.7**PTS** -- 12 (vs Crowley's Ridge, 12/19/20)**REB** -- 5 (at IUPUI, 12/12/20)**AST** -- 3 (2x, last vs Belmont, 12/18/20)

- Redshirt 2018-19
- Missed 2019-20 season due to injury
- 2,500+ points at Glendale HS, most All-time in Springfield Public School history

**SHAKWON BARRETT**6-5 | 180 | Jr. | G
Toronto, Ontario**PPG:** 6.2 | **RPG:** 4.0 | **APG:** 2.0**PTS** - 17 (vs Belmont, 12/18/20)**REB** - 6 (vs Crowley's Ridge, 12/19/20)**AST** - 4 (at Belmont, 12/8/20)

- Averaged 8.7 points, 3.2 rebounds and 3.1 assists in 25.1 minutes per game at Northwest Florida State
- Played his freshman season at Tulane

**EVAN JOYNER**6-8 | 180 | Fr. | G
Greensboro, NC**PPG:** -- | **RPG:** -- | **APG:** --**PTS** -**REB** -**AST** -

- Helped the HS to a 25-9 record as a senior
- USA National Prep Champion
- Played AAU for Garner Road, coached by NBA All Star David West

**MASON GREEN**6-10 | 220 | R-Jr. | F
Ellenwood, Ga.**PPG:** 3.7 | **RPG:** 1.3 | **APG:** 0.2**PTS** -- 8 (vs Crowley's Ridge, 12/19/20)**REB** -- 2 (3x, last vs. Austin Peay, 12/30/20)**AST** -- 1 (vs. Austin Peay, 12/30/20)

- Redshirted 2019-20 season at TSU
- Averaged 8.6 points and 6.6 rebounds per game at Georgia Highlands
- Played freshman season at Mercer

**DEVONTE LANIER**6-7 | 213 | Jr. | F
Huntsville, Ala.**PPG:** 0.8 | **RPG:** 1.0 | **APG:** 0.0**PTS** -- 4 (vs Crowley's Ridge, 12/19/20)**REB** -- 2 (2x, last vs Crowley's Ridge, 12/19/20)**AST** --

- Averaged 10 ppg and 10.6 rpg while shooting 61 percent from the field
- Recorded 76 blocks in year one at Lawson State ranking 13th in the nation

CAREER HIGHS 20-21 AVERAGES

**DONNIE MALONE**6-2 | 185 | Sr. | G
Memphis, Tenn.**PPG:** 0.8 | **RPG:** 0.0 | **APG:** 0.3**PTS** - 4 (at EKU, 2/20/20)**REB** - 4 (vs Blue Mountain, 12/21/19)**AST** - 1 (3x, last at Jax State, 1/30/20)

- Averaged 0.6 ppg, 0.5 rpg in 18 games
- Shot 71 percent from the floor
- Played alongside Marshall and Johnson at Southwest

**JOSH LINDER**6-8 | 210 | Sr. | F
Kathleen, Ga.**PPG:** 7.8 | **RPG:** 4.7 | **APG:** 0.5**PTS** - 13 (vs Crowley's Ridge, 12/19/20)**REB** - 6 (vs Chatt, 12/22/20)**AST** - 2 (vs Crowley's Ridge, 12/19/20)

- Played three seasons at Georgia State
- Ranked No. 3 forward in Georgia coming out of high school

**RAVEL MOODY**6-6 | 200 | Sr. | G
Denver, Co.**PPG:** 3.2 | **RPG:** 1.7 | **APG:** 0.3**PTS** -- 14 (vs. Morehead State, 3/4/20)**REB** -- 6 (vs Lipscomb, 11/12/19)**AST** -- 3 (vs Blue Mountain, 12/21/19)

- NJCAA All-American Honorable Mention
- Averaged 13.9 ppg at Northeast Oklahoma
- Won district championship title, advancing to the NJCAA tournament
- Named Tournament MVP

**YUSUF MOHAMED**6-10 | 200 | Jr. | F
Seattle, Wa.**PPG:** 5.2 | **RPG:** 4.6 | **APG:** 0.6**PTS** - 11 (at IUPUI, 12/12/20)**REB** - 7 (vs Crowley's Ridge, 12/19/20)**AST** - 2 (vs Crowley's Ridge, 12/19/20)

- Averaged 12.1 points, 6.4 rebounds per game at North Idaho State
- Ranked 19th in the nation shooting 55.3 percent from the floor

**SAMONE MOHAMED**6-9 | 235 | R-Jr. | F
Memphis, Tenn.**PPG:** -- | **RPG:** -- | **APG:** --**PTS** -**REB** -**AST** -

- Began collegiate career as a junior in 2019-20 at TSU

TENNESSEE STATE UNIVERSITY TIGERS**PRONUNCIATION GUIDE**

##	NAME	PRONUNCIATION
#3	Amorey Womack	uh-MOR-ee
#4	Shakem Johnson	shuh-kim
#10	Monty Johal	JOE-hall
#11	Shakwon Barrett	shuh-kwon bare-it
#15	Devonte Lanier	luh-neer
#22	Josh Linder	LYNN-der
#23	Ravel Moody	RUH-vel

NEXT 3 GAMES

1/7	vs UT Martin	8 p.m.
1/9	vs SEMO	5 p.m.
1/14	at Jacksonville State	7:30 p.m.

2020-21 RECORD

1-5 OVERALL
0-3 OVC

**BRIAN 'PENNY' COLLINS**3rd Season
Belmont '06**TSU RECORD:** 28-41
CAREER RECORD: SAME

- Assistant stops at Illinois St., ETSU & Cumberland
- HC at Columbia St. (2012-15)
- TSU GA in 2007-08 & DOBO in 2008-09
- Family moved from Memphis to Nashville at age 11